

2401 | 2322 | 2406
DISTRIBUTION & DUNAVANT ST.

MIDD BLOCK

OFFICE & RETAIL

MIDD BLOCK
SOUTH END

MIDD BLOCK

FOR LEASE



FEATURES

2322 DUNAVANT

BLDG SF	±18,189 SF
AVAILABLE SF	±3,753 - 18,189 SF
PARKING	1.5/1,000+
DECK CEILING HT.	16'
TRUSS CEILING HT.	14'

2406 DUNAVANT


BLDG SF	±13,704 SF
AVAILABLE SF	±2,638 - 13,704 SF
PARKING	1.5/1,000+
DECK CEILING HT.	15'
TRUSS CEILING HT.	13'

2401 DISTRIBUTION

BLDG SF	±20,334 SF
AVAILABLE SF	±5,019 - 20,334 SF
PARKING	1.5/1,000+
DECK CEILING HT.	15'
TRUSS CEILING HT.	13'9"



MIDD BLOCK SITE PLAN



SOUTH END OVERVIEW

100+

LOCALLY OWNED SHOPS &
RESTAURANTS

3.5

MILES OF
RAIL TRAIL

2.7K

PEDESTRIANS ON
RAIL TRAIL DAILY

20.1K

WORKERS

14.7K

RESIDENTS

30

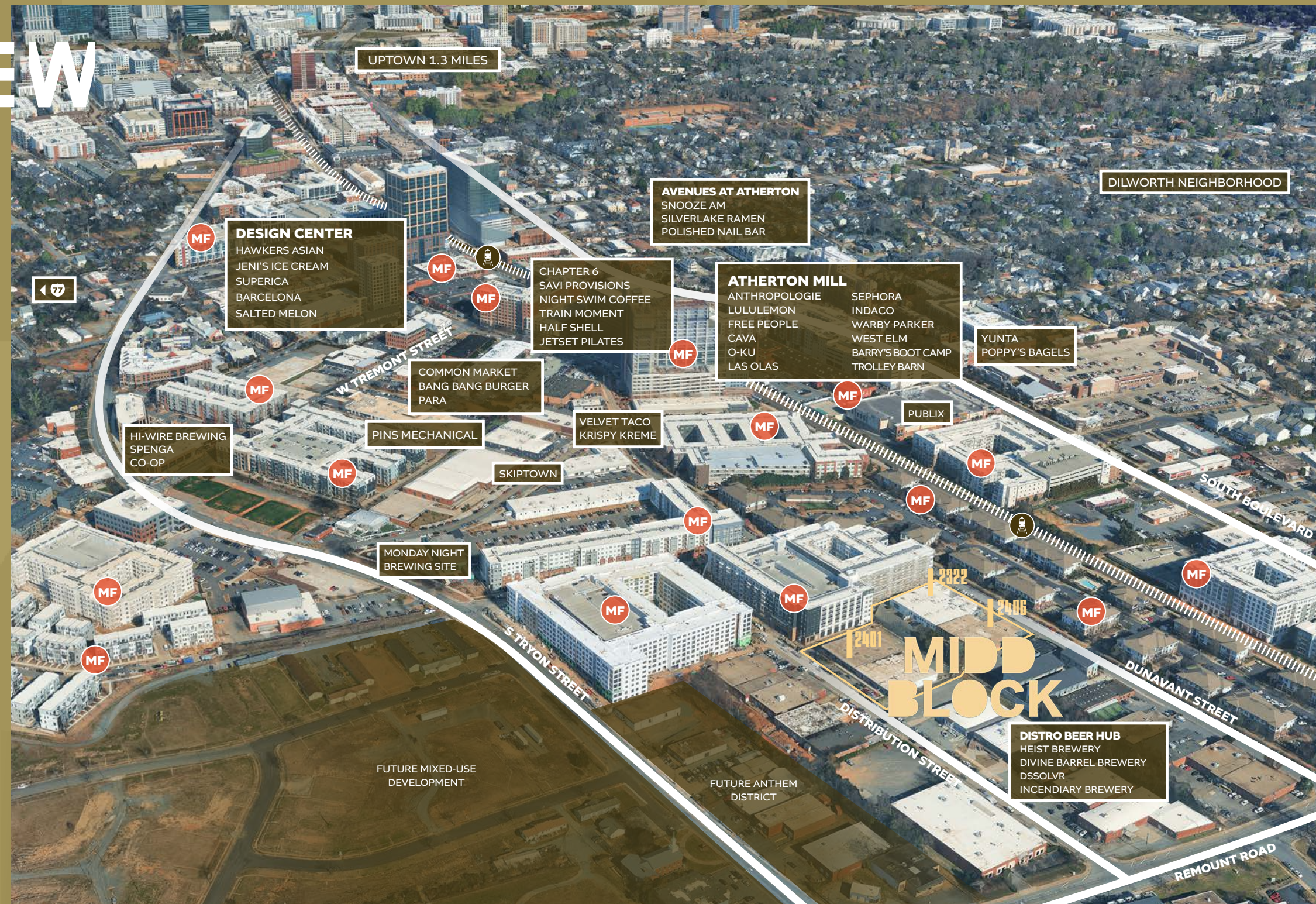
MEDIAN AGE

12K+

MULTIFAMILY UNITS

20+

FITNESS STUDIOS






MOVE IN READY SPACE

2322 DUNAVANT

±3,753 - 18,189 RSF





RESTAURANT SPACE
2322 DUNAVANT



FLOOR PLANS

2322 DUNAVANT

±3,753 - 18,189 RSF



DUNAVANT STREET



RENDERINGS

2406 DUNAVANT

±2,638 - 13,704 RSF



FLOOR PLANS

2406 DUNAVANT

±2,638 - 13,704 RSF





2401 DISTRIBUTION

±5,019 - 20,334 RSF



FLOOR PLANS

2401 DISTRIBUTION

AS-BUILT PLAN
±5,019 - 20,334 RSF

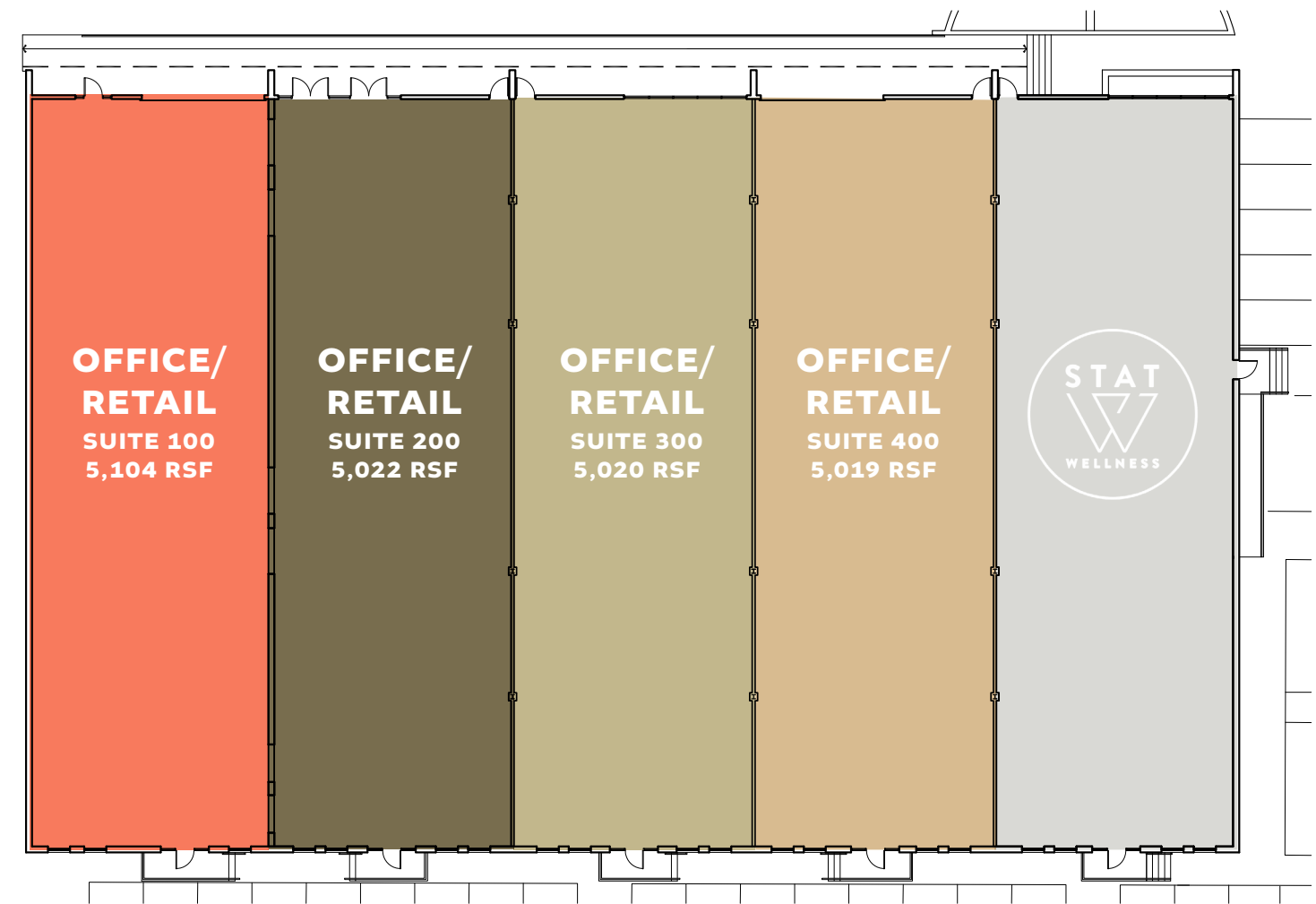


FLOOR PLANS

2401 DISTRIBUTION

DEMISING PLAN

±5,019 - 20,334 RSF



DISTRIBUTION STREET

MIDD BLOCK

CONTACT

RETAIL

JAMES CRAIG

804.239.7593

JAMES@REBELREBELCRE.COM

ADAM WILLIAMS

980.722.1536

ADAM@REBELREBELCRE.COM

OFFICE

KARAH TANNEBERGER

704.607.8799

KARAH.TANNEBERGER@FOUNDRYCOMMERCIAL.COM

CLAIBORNE MULHERN

434.249.7465

CLAIBORNE.MULHERN@FOUNDRYCOMMERCIAL.COM

FOUNDRY
COMMERCIAL



6 SUMMIT
CAPITAL

REBEL
REBEL