

±356,065 SF
Divisible to ±178,032 SF

LOCATED ON +34.56 ACRES

400 Park Center Drive, Patterson, CA

**CENTRAL
VALLEY
LOGISTICS
CENTER**

LEASED

AVAILABLE



Jones Lang LaSalle Brokerage, Inc., CA Real Estate License #01856260

BUILDING FEATURES

Building SF ±712,130 on 34.56 acres

Available ±356,065 SF

Divisible ±178,032 SF

Office ±3,400 SF (proposed)

Dimensions ±600-720' D x 1,142' W

Dock Doors 56 (9' x 10')
28 equipped with 35,000 lbs. mechanical levelers

Grade-level Doors 2 (12' x 14')

Trailer Parking 83 stalls with dolly pad

Truck Court 185' with 60' concrete apron

Auto Parking 0.52/1,000 SF

Clear Height ±36' at first column

Fire Suppression ESFR

Power (Building) ±3,000 amps, 277/480v

Skylights Yes

Lighting Existing LED on sensors

Column Spacing ±56' x 60' (typical)

Speed Bay 60'

Slab Thickness ±7" reinforced

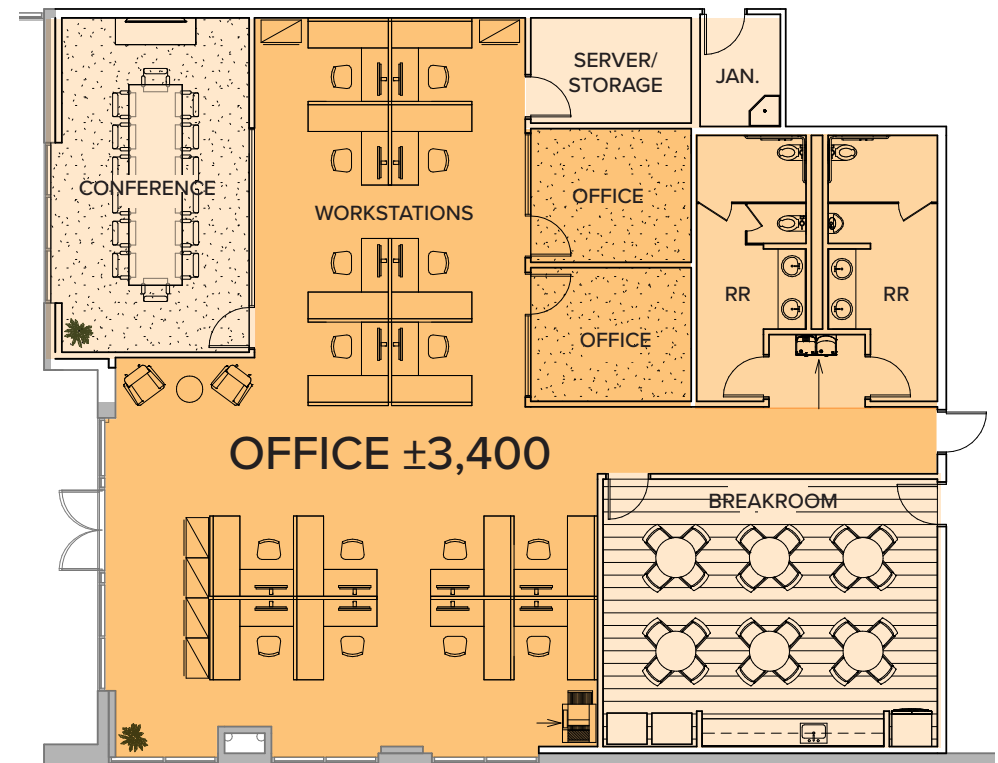
Expansion Joints Caulked

Zoning West Patterson Industrial Business Park

Lease Rate Contact Agent

Photos [Click Here](#)

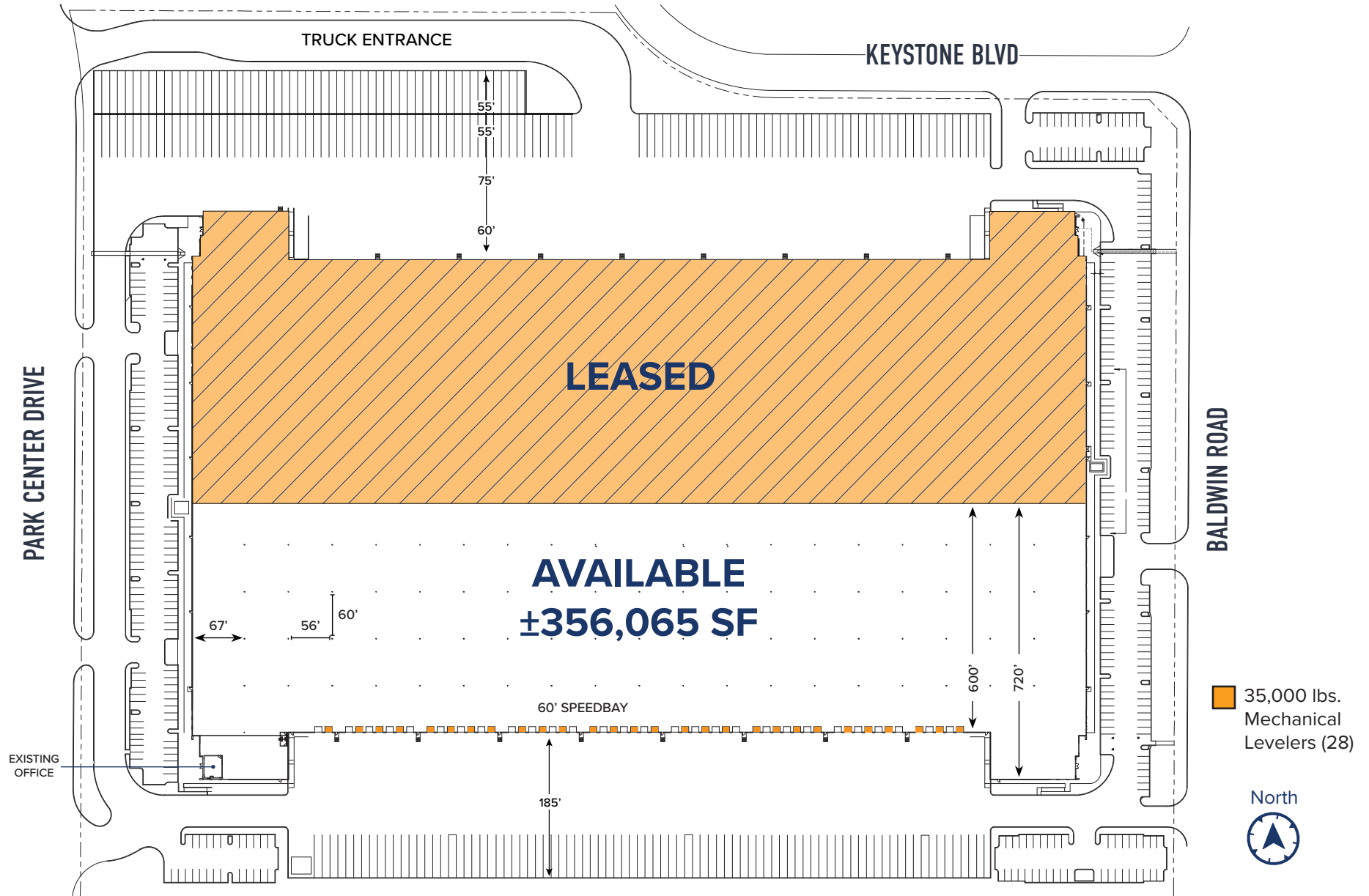
PROPOSED SPEC OFFICE



Central Valley Logistics Center, 400 Park Center Dr, Patterson

SITE PLAN

400 PARK CENTER DR, PATTERSON, CA 95363



Important Facts

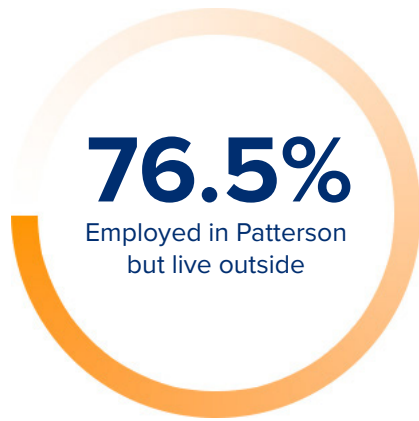
- Distance from Port of Oakland to Patterson and Stockton are equal.
- Peak drive time from Port of Oakland to Patterson is much less than Stockton.



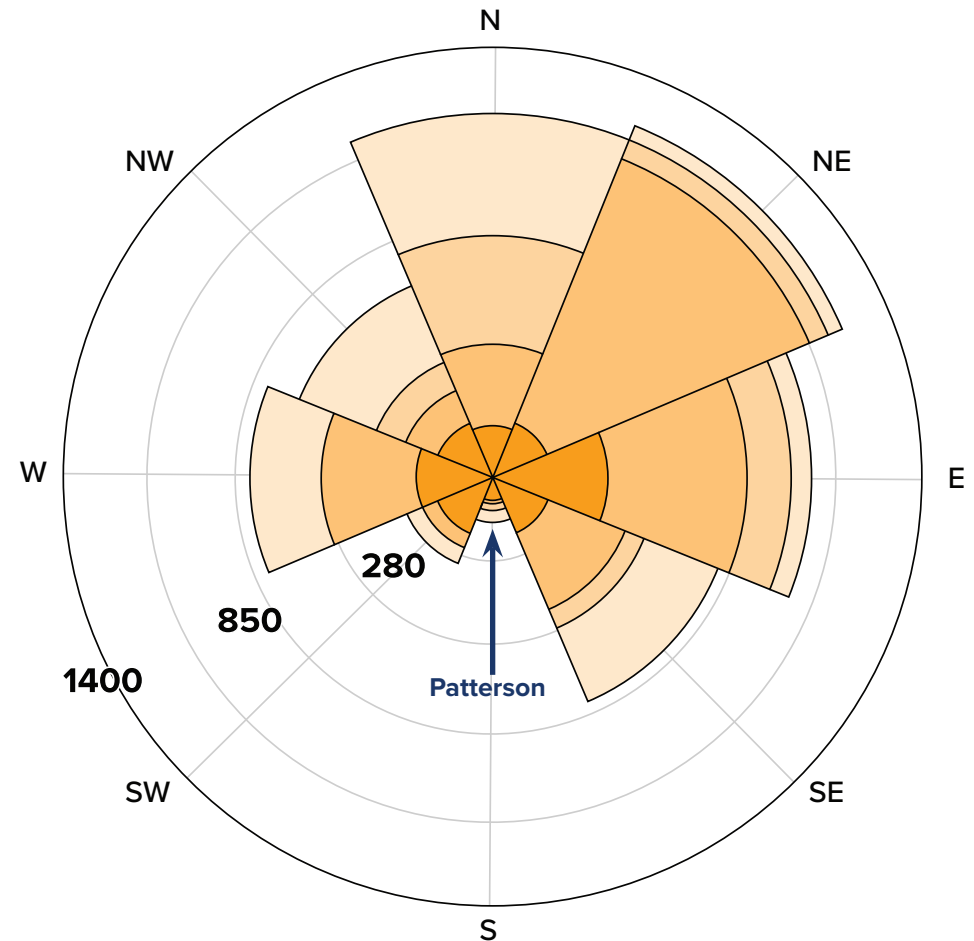
SUPERIOR WESTERN REGION ACCESS

DESTINATION	MILES
 Union Pacific Intermodal (Lathrop)	36
 BNSF Intermodal (Stockton)	40
Port Of Stockton	41
Port Of Oakland	74
 Port Of Los Angeles	324
Port Of Long Beach	325
Port Of Seattle	843
Turlock	20
Modesto	21
Tracy	27
San Jose	78
San Francisco	86
Sacramento	88
Fresno	101
Reno	219
Las Vegas	486
Portland	667
Phoenix	672
Salt Lake City	715

WORKFORCE ANALYTICS



- Less than 10 miles
- 10 - 25 miles
- 25 - 50 miles
- More than 50 miles



 **27,431**

Population of Patterson (2021)

Population grew by 1,734 over the last five years and is projected to grow by 1,912 over the next 5 years



180,000

Commuter Employment Available

180,000 people leave the Central Valley daily for work.



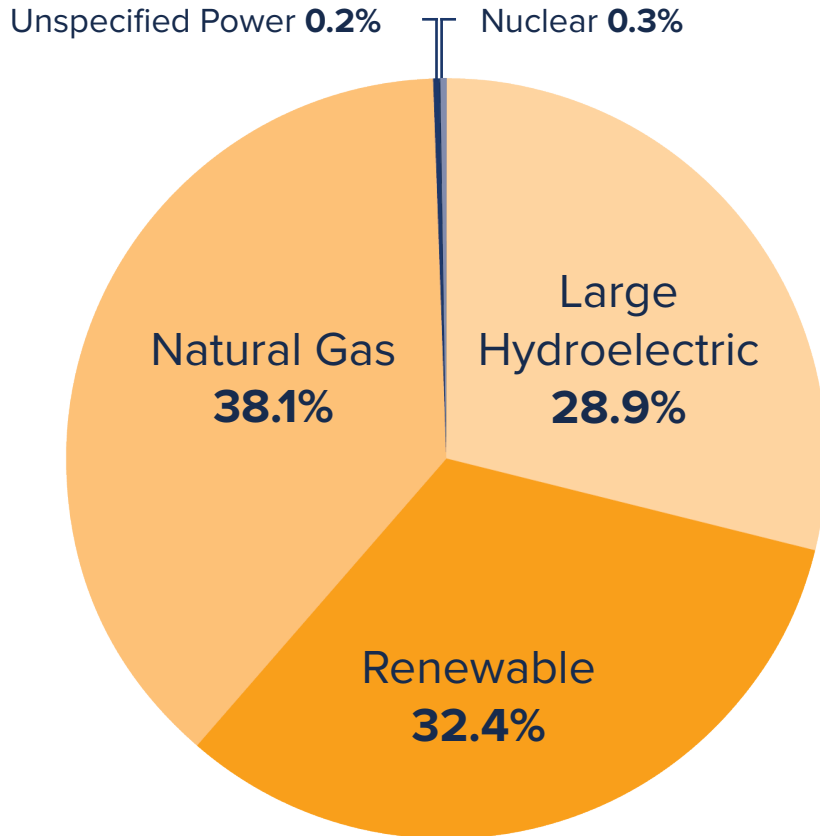
\$61.4K

Avg. Earnings Per Job

Regional average earnings per job are \$14.1K below the national average earnings of \$75.5K per job

TID 2023

61% CARBON-FREE POWER MIX

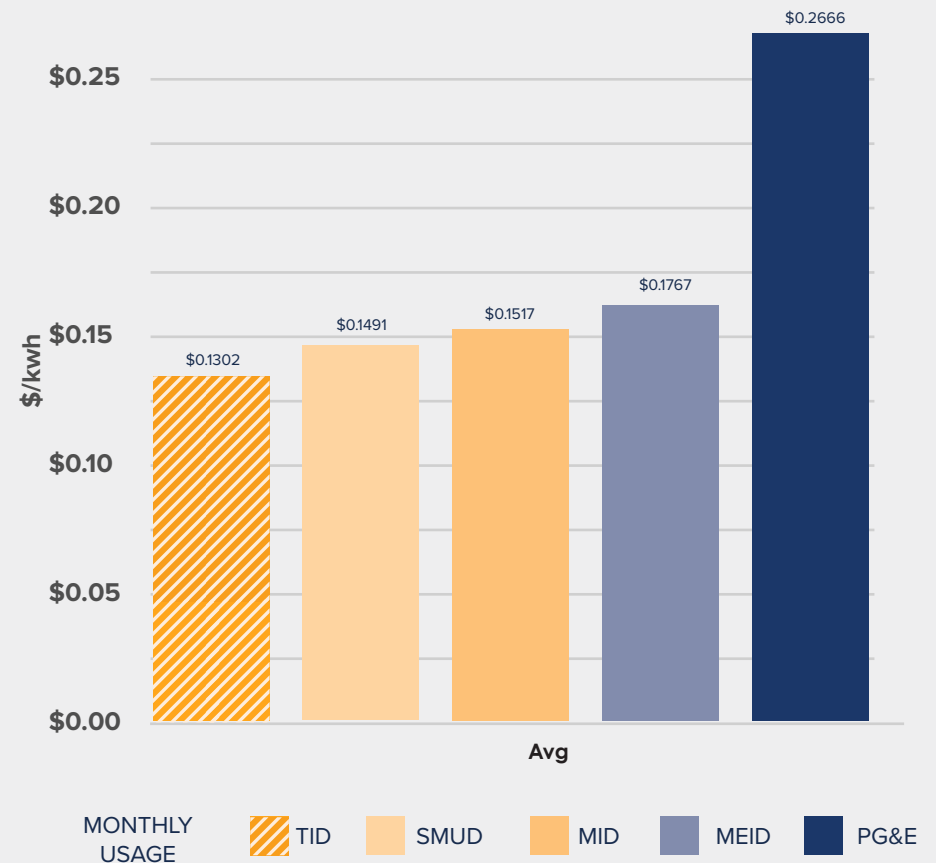


TID relies on a diverse mix of power sources to maintain reliable, affordable energy to its customers. TID's power mix includes solar, wind, natural gas, hydropower, and a variety of other resources.

PATTERSON ELECTRIC RATE ADVANTAGE

TID (POWER PROVIDER IN PATTERSON, CA)
VS. OTHER NORCAL UTILITIES

Large Industrial (HT) Average Rate Demand Metered,
Time of Use (500 to 2,999 kw)



CORPORATE NEIGHBORS

LOCAL AMENITIES



CENTRAL VALLEY LOGISTICS CENTER

400 Park Center Drive, Patterson, CA

Jason Ovadia, SIOR

Executive Managing Director
+1 510 285 5360
jason.ovadia@jll.com
Lic. #01742912

Tim Mustin

Managing Director
+1 209 390 1687
tim.mustin@jll.com
Lic. #01857876

John Fondale, SIOR

Managing Director
+1 209 390 1694
john.fondale@jll.com
Lic. #01017415

Greg Matter, SIOR

Executive Managing Director
+1 650 480 2220
greg.matter@jll.com
Lic. #01380731

Michael Matter

Vice President
+1 209 390 1702
michael.matter@jll.com
Lic. #01435801

Mac Hewitt

Senior Managing Director
+1 909 467 6902
mac.hewitt@jll.com
Lic. #01920070



WESTCORE



JLL

Although information has been obtained from sources deemed reliable, neither Owner nor JLL makes any guarantees, warranties or representations, express or implied, as to the completeness or accuracy as to the information contained herein. Any projections, opinions, assumptions or estimates used are for example only. There may be differences between projected and actual results, and those differences may be material. The Property may be withdrawn without notice. Neither Owner nor JLL accepts any liability for any loss or damage suffered by any party resulting from reliance on this information. If the recipient of this information has signed a confidentiality agreement regarding this matter, this information is subject to the terms of that agreement. ©2025. Jones Lang LaSalle IP, Inc. All rights reserved.