

FOR LEASE

FOOTHILL VILLAGE



PROPERTY DETAILS

1400 S. Foothill Dr., Salt Lake City, UT 84108

- 206,057 Employees within 15 Minute Drive Time
- 33% of Residents within a 1 Mile Radius Commute less than 15 minutes to Work
- 25% of Household Income within 1 Mile is over \$200,000
- 57% of Homes within 1 Mile are Valued over \$500,000
- Desirable East Bench Retail with close proximity to University of Utah, Research Park, and University Hospital Network
- Parking Garage Newly Remodeled
- Former Stein Mart/Exterior Façade Remodel expected delivery Fall 2025
- 2nd Generation Restaurant Space Available
- \$8.37/PSF NNN

2025 DEMOS



EST. POPULATION

1 MILE » **17,739**
 3 MILE » **110,166**
 5 MILE » **263,796**



EST. HOUSEHOLDS

1 MILE » **6,994**
 3 MILE » **48,521**
 5 MILE » **119,725**



EST. AVERAGE HH INCOME

1 MILE » **\$192,008**
 3 MILE » **\$143,399**
 5 MILE » **\$130,946**

NEWMARK

MOUNTAIN WEST

LANCE PENDLETON

lpendleton@newmarkmw.com
 direct 801.456.8808
[View Profile](#)

ANDY MOFFITT

amoffitt@newmarkmw.com
 direct 801.456.8811
[View Profile](#)



ASANA
PARTNERS

**FULL SERVICE
 COMMERCIAL REAL ESTATE**

312 East South Temple
 Salt Lake City, Utah 84111
 Office 801.456.8800

www.newmarkmw.com



NEWMARK

MOUNTAIN WEST

LANCE PENDLETON
lpendleton@newparkmw.com
direct 801.456.8808
[View Profile](#)

ANDY MOFFITT
amoffitt@newmarkmw.com
direct 801.456.8811
[View Profile](#)



ASANA
PARTNERS

**FULL SERVICE
COMMERCIAL REAL ESTATE**
312 East South Temple
Salt Lake City, Utah 84111
Office 801.456.8800
www.newmarkmw.com

RENOVATION RENDERINGS - Q3 2024

RENDERINGS



NEWMARK

MOUNTAIN WEST

LANCE PENDLETON
lpendleton@newparkmw.com
direct 801.456.8808
[View Profile](#)

ANDY MOFFITT
amoffitt@newmarkmw.com
direct 801.456.8811
[View Profile](#)



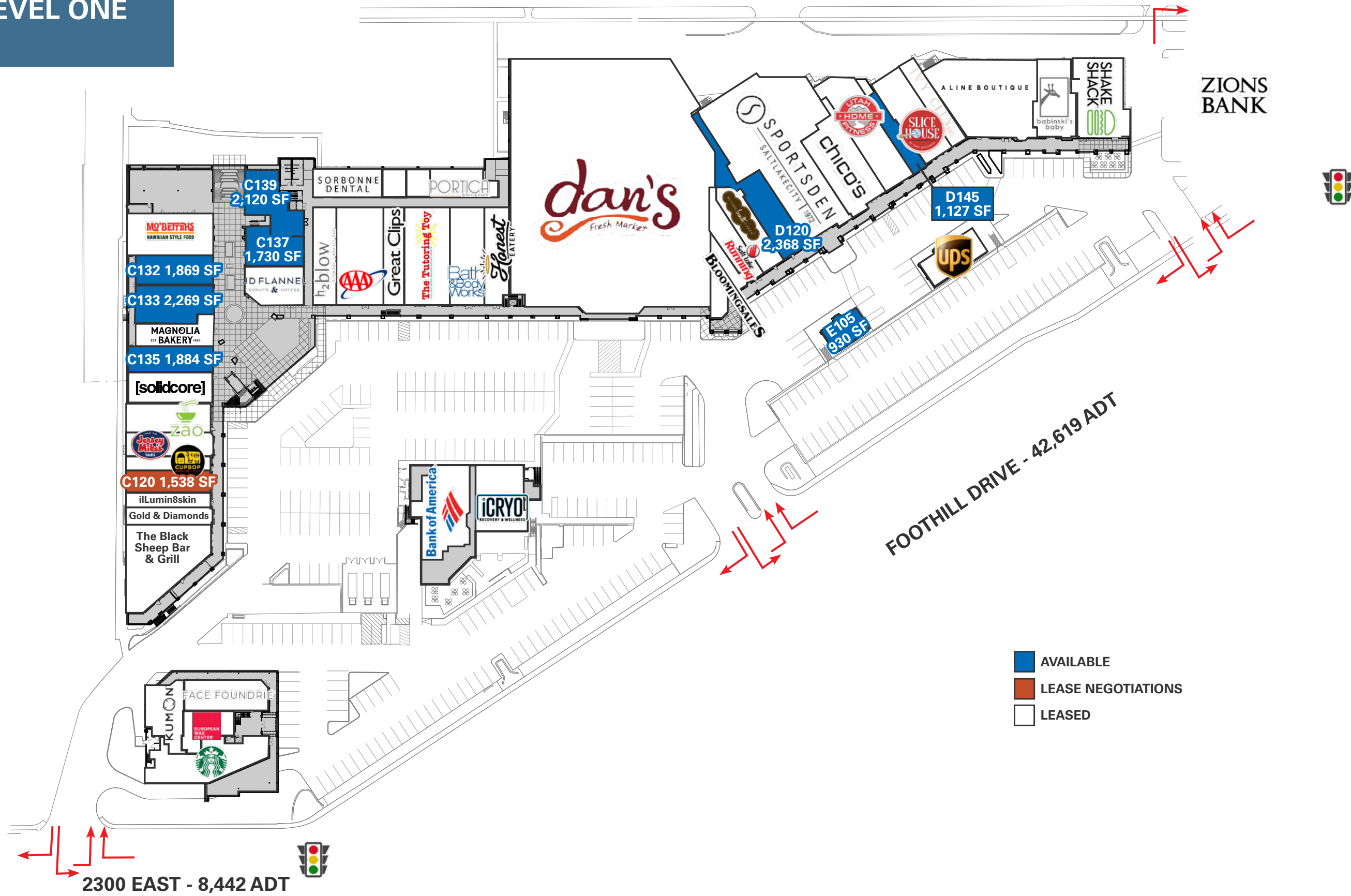
ASANA
PARTNERS

**FULL SERVICE
COMMERCIAL REAL ESTATE**
312 East South Temple
Salt Lake City, Utah 84111
Office 801.456.8800
www.newmarkmw.com

This statement with the information it contains is given with the understanding that all negotiations relating to the purchase, renting or leasing of the property described above shall be conducted through this office. The above information while not guaranteed has been secured from sources we believe to be reliable.

LEVEL ONE

2200 EAST



LANCE PENDLETON
 lpendleton@newmarkmw.com
 direct 801.456.8808
[View Profile](#)

ANDY MOFFITT
 amoffitt@newmarkmw.com
 direct 801.456.8811
[View Profile](#)



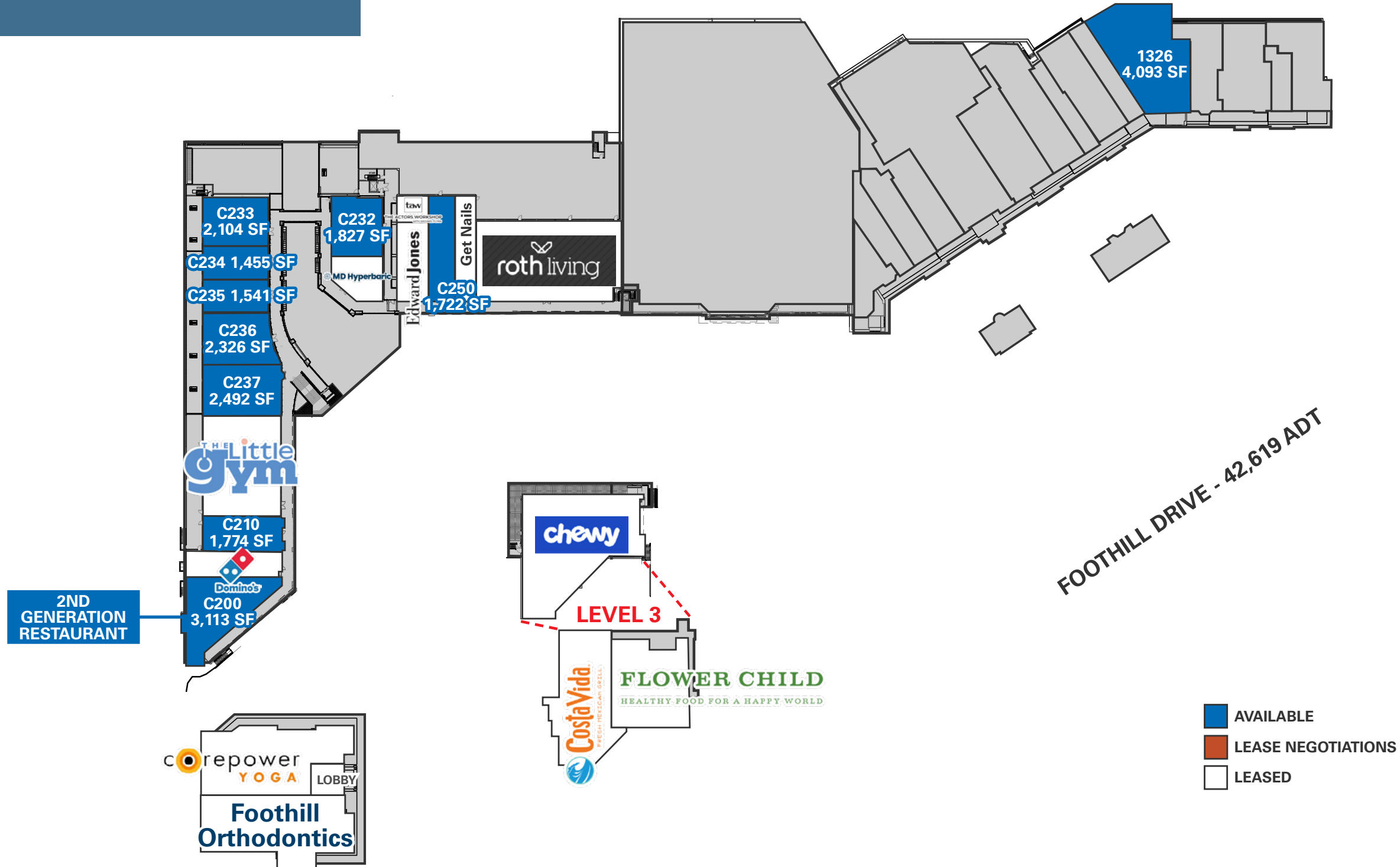
FULL SERVICE COMMERCIAL REAL ESTATE
 312 East South Temple
 Salt Lake City, Utah 84111
 Office 801.456.8800
www.newmarkmw.com

This statement with the information it contains is given with the understanding that all negotiations relating to the purchase, renting or leasing of the property described above shall be conducted through this office. The above information while not guaranteed has been secured from sources we believe to be reliable.

LEVEL TWO & THREE

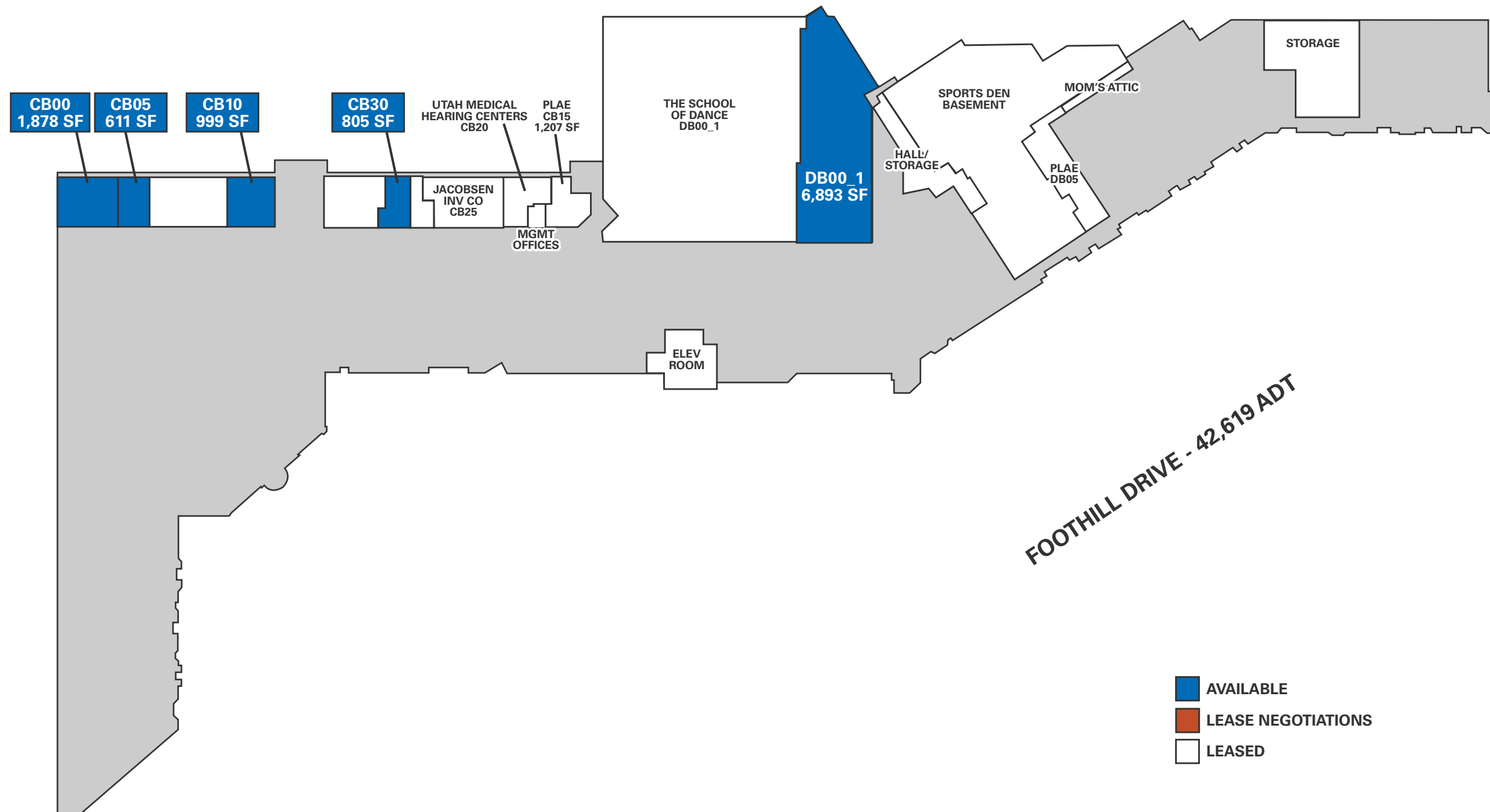
2200 EAST

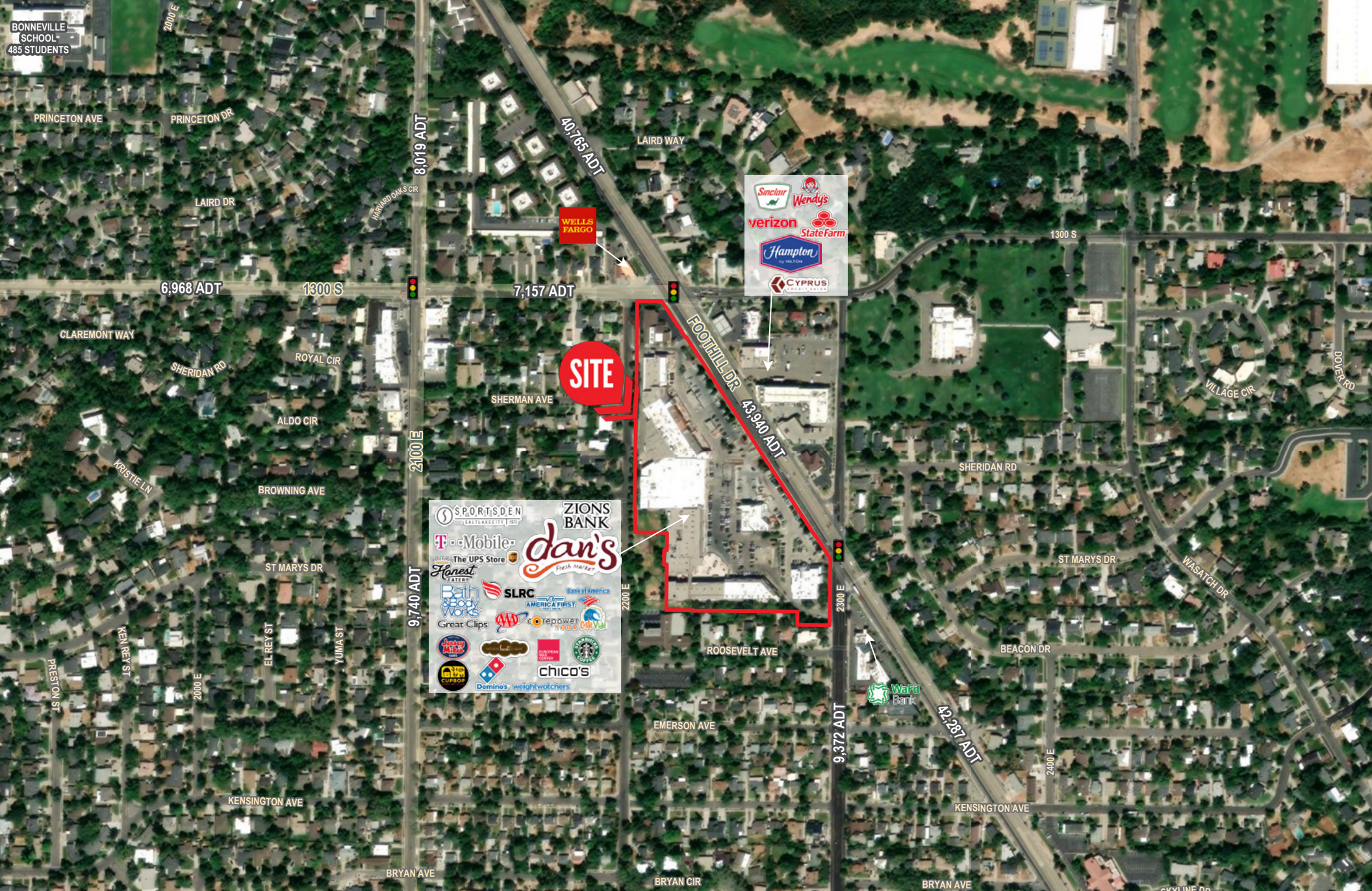
ZIONS BANK



FOOTHILL DRIVE - 42,619 ADT

2300 EAST - 8,442 ADT



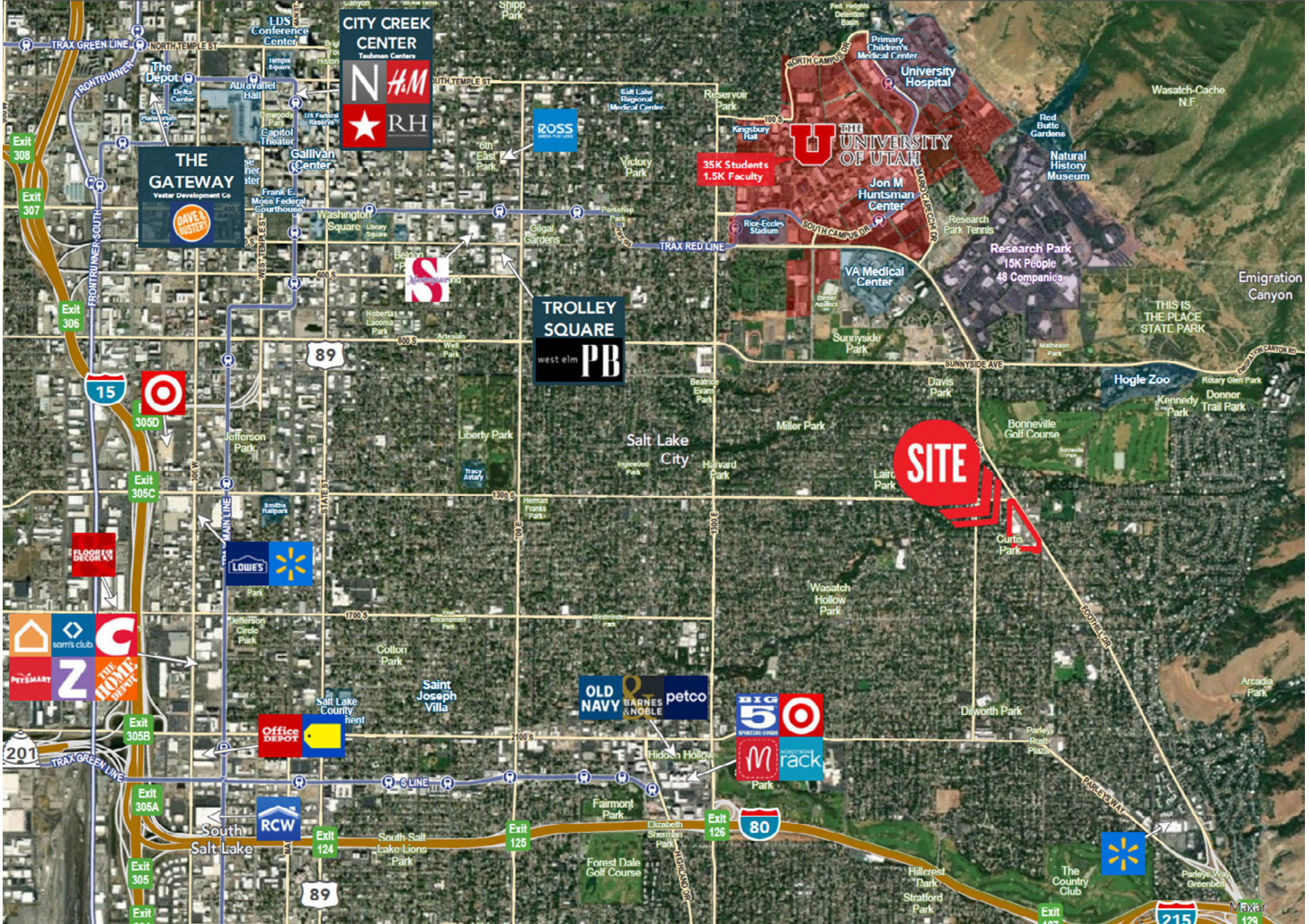


LANCE PENDLETON
 lpendleton@newmarkmw.com
 direct 801.456.8808
[View Profile](#)

ANDY MOFFITT
 amoffitt@newmarkmw.com
 direct 801.456.8811
[View Profile](#)



**FULL SERVICE
 COMMERCIAL REAL ESTATE**
 312 East South Temple
 Salt Lake City, Utah 84111
 Office 801.456.8800
www.newmarkmw.com



LANCE PENDLETON
 lpendleton@newmarkmw.com
 direct 801.456.8808
[View Profile](#)

ANDY MOFFITT
 amoffitt@newmarkmw.com
 direct 801.456.8811
[View Profile](#)



**FULL SERVICE
 COMMERCIAL REAL ESTATE**
 312 East South Temple
 Salt Lake City, Utah 84111
 Office 801.456.8800
www.newmarkmw.com