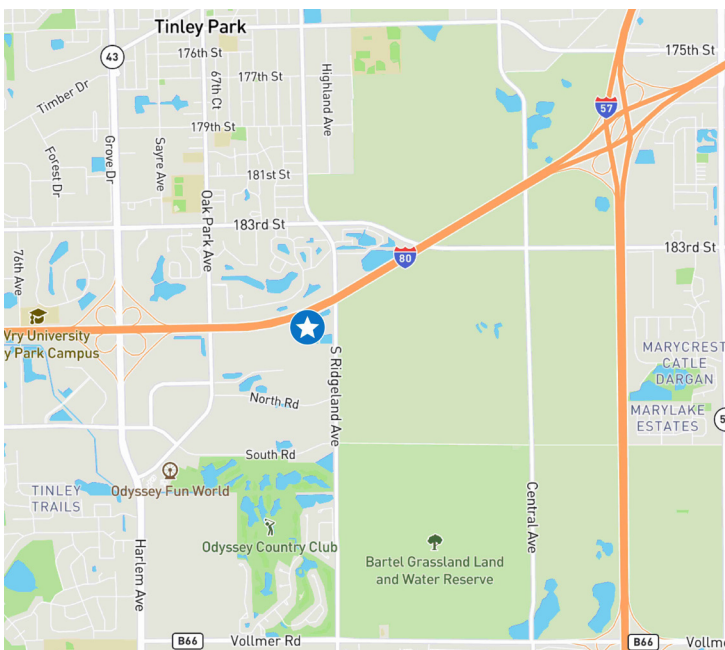


18700 Ridgeland Ave Tinley Park, IL

42,202 SF Available For Sublease



Property Specifications


Building Size:	297,330 SF
Available Size:	42,202 SF
Office Size:	2,864 SF
Ceiling Height:	32'
Loading:	4 exterior docks 1 drive-in door
Car Parking:	50 spaces
Asking Sublease Rate:	Subject to offer
Date Available:	October 1, 2025
Sublease Term Through:	June 30, 2030

18700 Ridgeland Ave
Tinley Park, IL

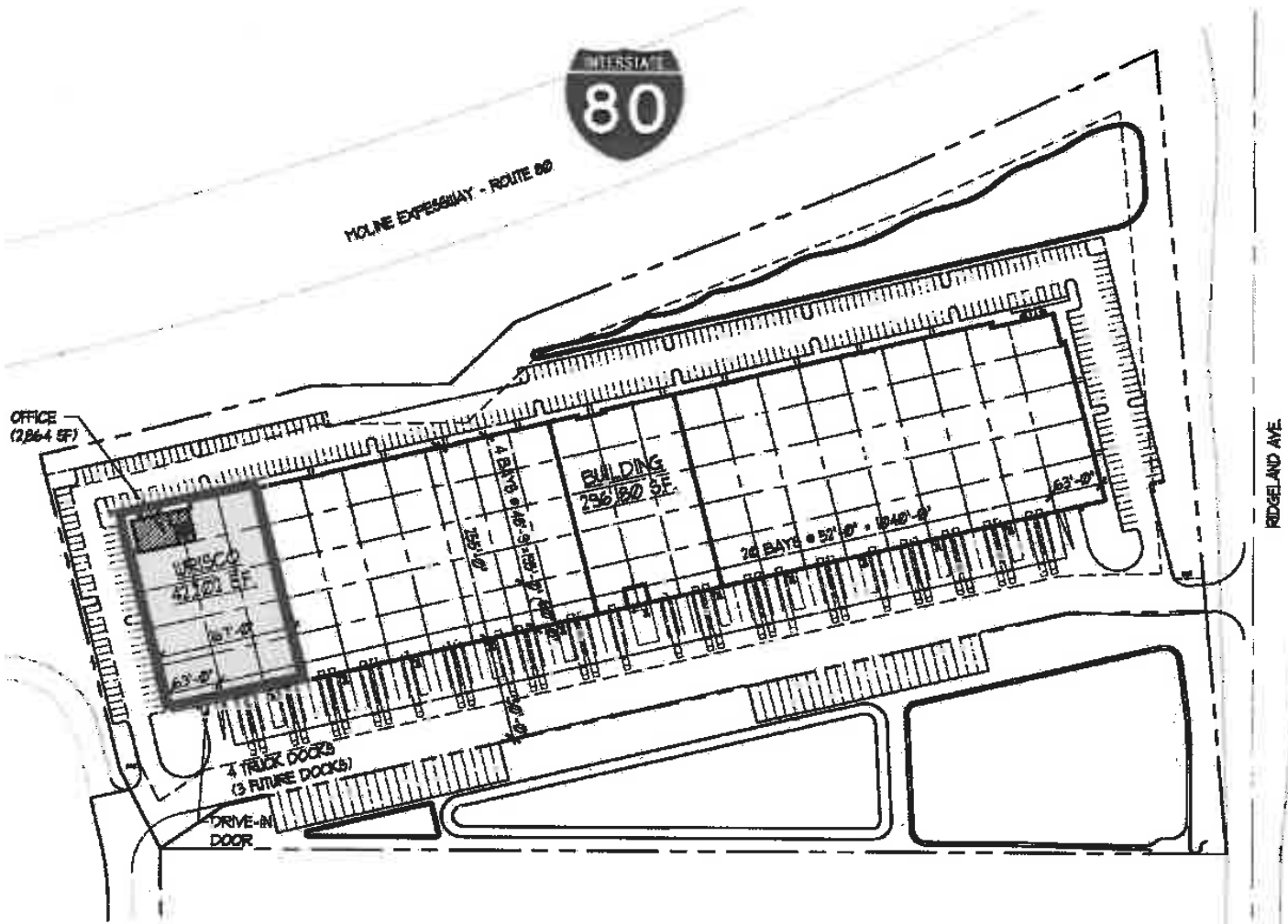
For Sublease

Highlights

- + Immediate access to I-80, I-294 & I-55
- + Longer term potentially available direct with ownership
- + Signage/exposure along I-80



Site Plan



Contact Us

Cal Payne

Executive Vice President
+1 312 343 7707
calum.payne@cbre.com

Matt Cowie

Senior Vice President
+1 312 334 7203
matt.cowie@cbre.com

Genna Ohrn

Transaction Manager
+1 708 415 5350
genna.ohrn@cbre.com

© 2025 CBRE, Inc. All rights reserved. This information has been obtained from sources believed reliable, but has not been verified for accuracy or completeness. You should conduct a careful, independent investigation of the property and verify all information. Any reliance on this information is solely at your own risk. CBRE and the CBRE logo are service marks of CBRE, Inc. All other marks displayed on this document are the property of their respective owners, and the use of such logos does not imply any affiliation with or endorsement of CBRE. Photos herein are the property of their respective owners. Use of these images without the express written consent of the owner is prohibited.