

302 APPIAN WAY
BRIGHTON, MICHIGAN

INDUSTRIAL FOR LEASE
12,117 Square Feet



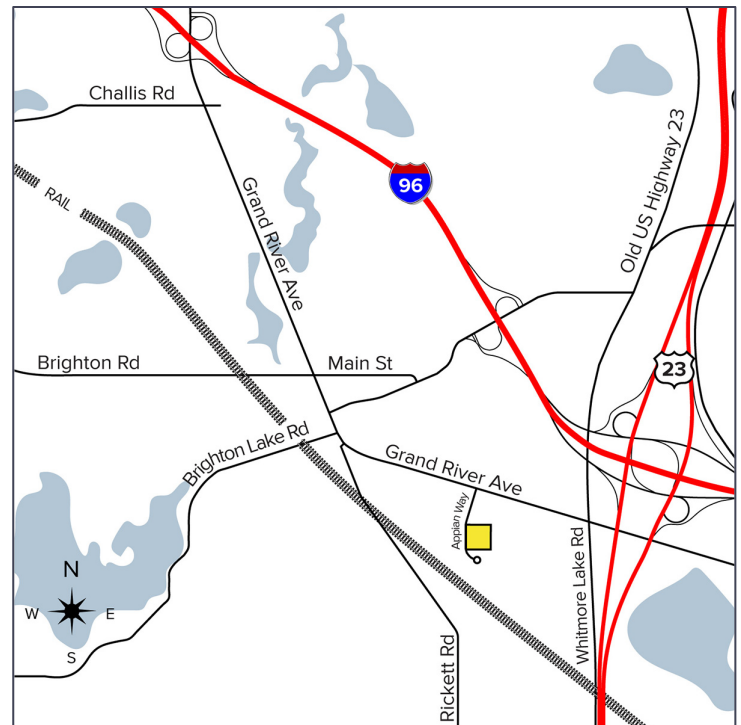
**SIGNATURE
ASSOCIATES**
KNOW SIGNATURE | KNOW RESULTS

CORPORATE IMAGE BUILDING



PROPERTY FEATURES

- 12,117 square feet available
- 3,400 square feet of office
- 20' clear height
- (2) 12' x 14' grade level doors, (1) truckwell
- Zoned Light Industrial
- Beautiful corporate image building
- Easy access to US-23 and I-96
- Close to all services
- Lease Rate: \$10.00/sq. ft. NNN



For more information, please contact:

JIM MONTGOMERY
(248) 359 0614
jmontgomery@signatureassociates.com

CHRISTOPHER M D'ANGELO
(248) 948 0109
cdangelo@signatureassociates.com

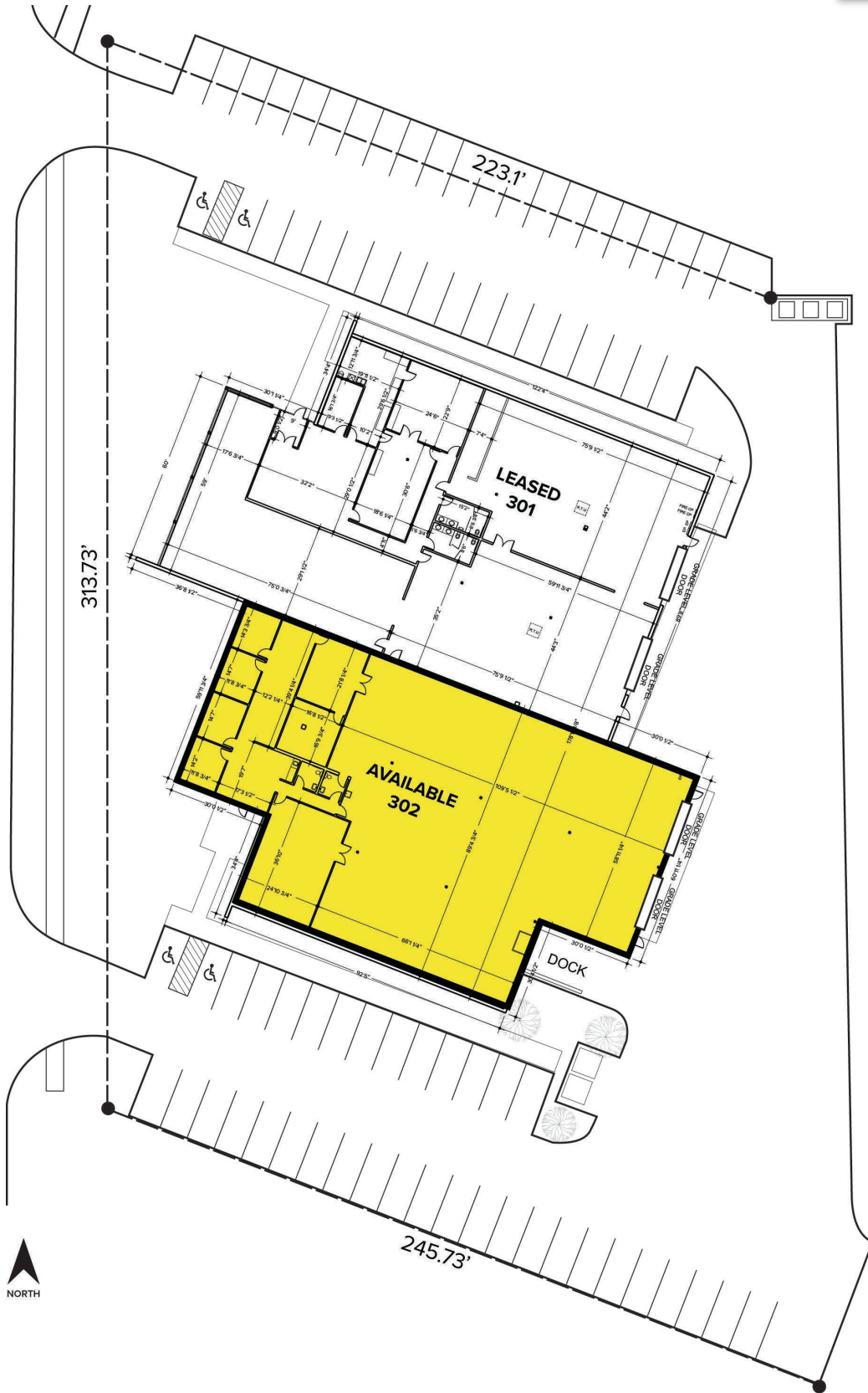
SIGNATURE ASSOCIATES
One Towne Square, Suite 1200
Southfield, MI 48076
www.signatureassociates.com

302 Appian Way – Brighton, Michigan

Industrial For Lease

12,117
Square Feet
AVAILABLE

Site Plan



For more information, please contact:

JIM MONTGOMERY

(248) 359 0614

jmontgomery@signatureassociates.com

CHRISTOPHER M D'ANGELO

(248) 948 0109

cdangelo@signatureassociates.com

SIGNATURE ASSOCIATES

One Towne Square, Suite 1200

Southfield, MI 48076

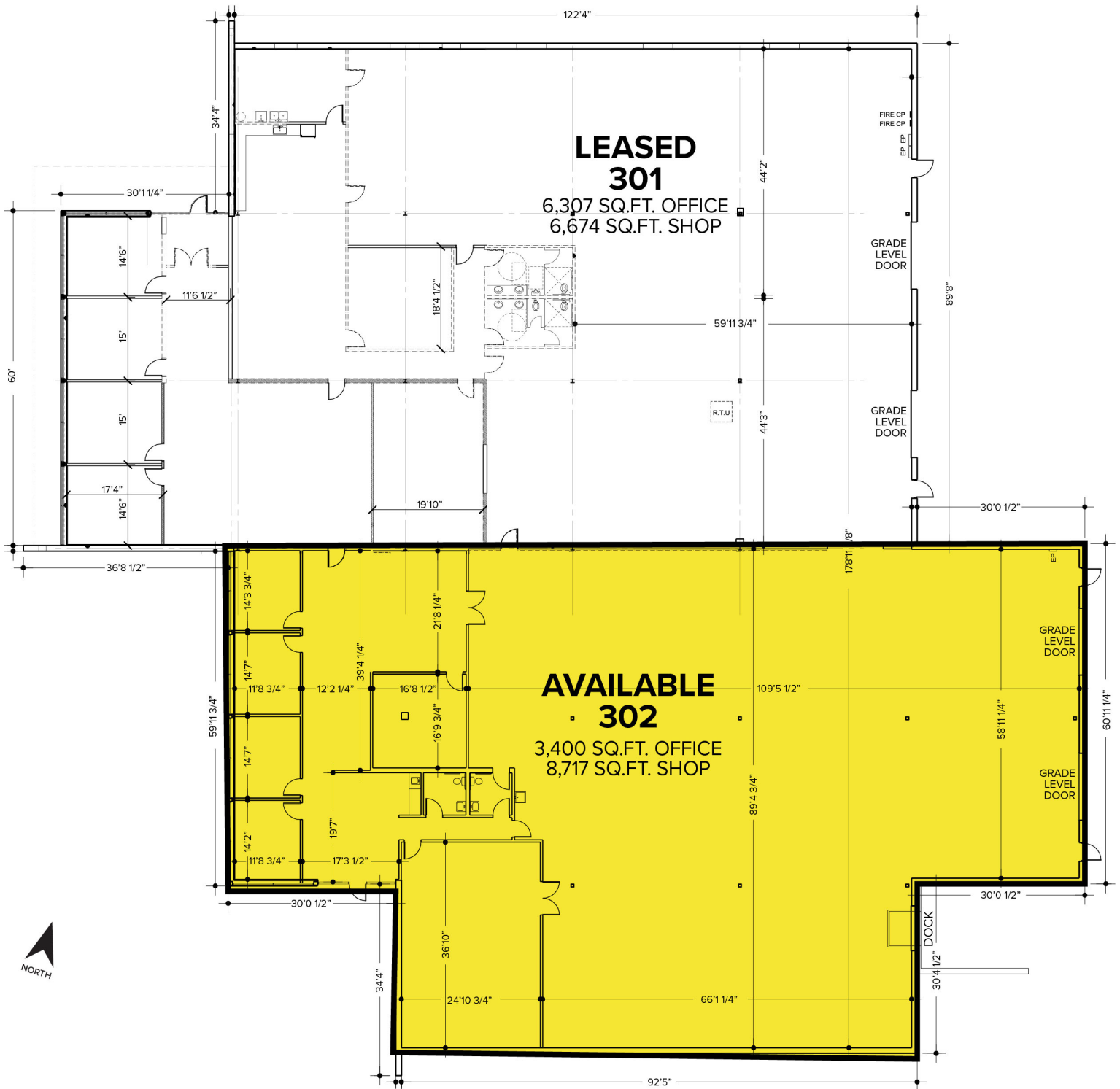
www.signatureassociates.com

302 Appian Way – Brighton, Michigan

Industrial For Lease

12,117
Square Feet
AVAILABLE

Floor Plan



For more information, please contact:

JIM MONTGOMERY

(248) 359 0614

jmontgomery@signatureassociates.com

CHRISTOPHER M D'ANGELO

(248) 948 0109

cdangelo@signatureassociates.com

SIGNATURE ASSOCIATES

One Towne Square, Suite 1200

Southfield, MI 48076

www.signatureassociates.com

302 Appian Way – Brighton, Michigan

Industrial For Lease

12,117
Square Feet
AVAILABLE

Aerial



For more information, please contact:

JIM MONTGOMERY

(248) 359 0614

jmontgomery@signatureassociates.com

CHRISTOPHER M D'ANGELO

(248) 948 0109

cdangelo@signatureassociates.com

SIGNATURE ASSOCIATES

One Towne Square, Suite 1200

Southfield, MI 48076

www.signatureassociates.com