



"Quality You Can Trust Since 1886...
From North America's Largest Roofing

Guarantee Services
1361 Alps Road
Building 11-2
Wayne, NJ 07470
(800) 766-3411, Option 2

February 22, 2015

Buck Kimber
INTEGRITY MEDICAL DEVICES
360 FAIRVIEW AVENUE
HAMMONTON, NJ 08037

4250.00
233 ym

Re: Maintenance and Your New Roofing System
Project: INTEGRITY MEDICAL DEVICES
360 FAIRVIEW AVENUE
HAMMONTON, NJ 08037
Guarantee #: G2014-00002643
Issue Date: 05/12/2014
Contractor: Cal's Roofing, 856-629-1576

Dear Buck Kimber:

Your facility has a GAF roofing system - known for superior quality and performance. Our records show that it may be due for an inspection. Regularly scheduled inspections and maintenance are critical for the optimal performance of your roofing system and will ensure that you get the most out of your investment.

You keep the oil changed in your car, don't you? Well, routine inspections and maintenance of your roof are important for similar reasons - this will help assure the roof performs properly and protects your investment. These steps are often overlooked by property owners, and this can result in hassles, limited warranty coverage, and yes - leaks.

We've enclosed a copy of a detailed Maintenance Checklist that you can use to help plan a comprehensive roof inspection. We recommend that you contact Cal's Roofing, the GAF Certified Roofing Contractor who installed your roofing system - they are a great source of information and can even provide maintenance services to fit your needs and the requirements of your facility!

Please contact us at (800) 766-3411, Option 2 if you have any question or if we can be of further assistance.

Sincerely,

Guarantee Services

Phone: (800) 766-3411, Option 2

E-mail: EGuarantee@GAF.com

cc: Project File

cc: Cal's Roofing

enc: Maintenance Checklist



"Quality You Can Trust Since 1886...
From North America's Largest Roofing

Guarantee Services
1361 Alps Road
Building 11-2
Wayne, NJ 07470
(800) 766-3411, Option 2

MAINTENANCE CHECKLIST

Why Do Roof Maintenance?	<ul style="list-style-type: none">✓ Routine maintenance can extend the life of your investment and lower the life cycle cost of your roof✓ Failure to maintain the roof may result in deterioration of the roofing system✓ Repairs for deterioration from lack of proper maintenance are not covered by your✓ Extensive deterioration can result in guarantee cancellation																				
GAF 10-Point Maintenance Program (Note: this program is intended to address common conditions found on most buildings)	<table border="1"><tr><td>1. Maintain Records</td><td><ul style="list-style-type: none">✓ Keep a file of all records relating to this roof; include:<ul style="list-style-type: none">o GAF guaranteeo inspection reportso repairs and maintenance billso original construction drawings and specifications and invoices</td></tr><tr><td>2. Conduct Routine Inspections</td><td><ul style="list-style-type: none">✓ At least twice per year - typically in the spring and fall✓ Use the Scheduled Maintenance Checklists booklet included with your guarantee</td></tr><tr><td>3. Inspect After Severe Weather</td><td><ul style="list-style-type: none">✓ Always inspect the roof for damage after severe weather such as hailstorms, heavy rains, high winds, etc.</td></tr><tr><td>4. Repair Correctly</td><td><ul style="list-style-type: none">✓ All roofing repairs must be performed by a GAF Approved, Master, or Master Selected Roofing Contractor, including repairs for non-guaranteed conditions✓ Make repairs with GAF Materials, following our current repair guidelines for the type and quality of roof installed</td></tr><tr><td>5. Keep Roof Clean/Debris Free</td><td><ul style="list-style-type: none">✓ Always remove debris from roof...such as:<ul style="list-style-type: none">o leaves, branches, dirt, rocks, bottleso debris and trash from other trades, etc.✓ Keep gutters, downspouts, drains, scuppers, and the surrounding roof areas clean to ensure proper drainage</td></tr><tr><td>6. Keep Metal in Good Condition</td><td><ul style="list-style-type: none">✓ Examine all metal flashings, counterflashings, expansion joints, and pitch pockets for...<ul style="list-style-type: none">o rusto detachment or damageo deteriorated sealant✓ Reattach loose metalwork, replace sealant as necessary; repair metal as necessary; and prepare and paint any rusted metal</td></tr><tr><td>7. Keep Masonry in Good Condition</td><td><ul style="list-style-type: none">✓ Examine masonry walls and copings for:<ul style="list-style-type: none">o cracks and bad mortar jointso deteriorated sealanto loose masonry/coping stoneso indications of water absorption✓ Repair all such conditions to prevent water infiltration</td></tr><tr><td>8. Maintain Rooftop Equipment</td><td><ul style="list-style-type: none">✓ Examine rooftop equipment for any problems that may allow water infiltration - equipment can include...<ul style="list-style-type: none">o air conditioners, vents, and duct worko equipment stands or screenso skylightso satellite dishes, antennas✓ Eliminate any spillage of coolant, oils, grease, etc. and repair roof membrane if affected.</td></tr><tr><td>9. Maintain Roof Coating</td><td><ul style="list-style-type: none">✓ Examine protective coatings and recoat any cracked, flaked, blistered or worn areas with a compatible GAF roof coating</td></tr><tr><td>10. Minimize Rooftop Traffic</td><td><ul style="list-style-type: none">✓ Minimize rooftop traffic by limiting access to necessary personnel only✓ Maintain a roof access log so that you can ascertain who has been on the roof in the event of damage to the roof from other trades</td></tr></table>	1. Maintain Records	<ul style="list-style-type: none">✓ Keep a file of all records relating to this roof; include:<ul style="list-style-type: none">o GAF guaranteeo inspection reportso repairs and maintenance billso original construction drawings and specifications and invoices	2. Conduct Routine Inspections	<ul style="list-style-type: none">✓ At least twice per year - typically in the spring and fall✓ Use the Scheduled Maintenance Checklists booklet included with your guarantee	3. Inspect After Severe Weather	<ul style="list-style-type: none">✓ Always inspect the roof for damage after severe weather such as hailstorms, heavy rains, high winds, etc.	4. Repair Correctly	<ul style="list-style-type: none">✓ All roofing repairs must be performed by a GAF Approved, Master, or Master Selected Roofing Contractor, including repairs for non-guaranteed conditions✓ Make repairs with GAF Materials, following our current repair guidelines for the type and quality of roof installed	5. Keep Roof Clean/Debris Free	<ul style="list-style-type: none">✓ Always remove debris from roof...such as:<ul style="list-style-type: none">o leaves, branches, dirt, rocks, bottleso debris and trash from other trades, etc.✓ Keep gutters, downspouts, drains, scuppers, and the surrounding roof areas clean to ensure proper drainage	6. Keep Metal in Good Condition	<ul style="list-style-type: none">✓ Examine all metal flashings, counterflashings, expansion joints, and pitch pockets for...<ul style="list-style-type: none">o rusto detachment or damageo deteriorated sealant✓ Reattach loose metalwork, replace sealant as necessary; repair metal as necessary; and prepare and paint any rusted metal	7. Keep Masonry in Good Condition	<ul style="list-style-type: none">✓ Examine masonry walls and copings for:<ul style="list-style-type: none">o cracks and bad mortar jointso deteriorated sealanto loose masonry/coping stoneso indications of water absorption✓ Repair all such conditions to prevent water infiltration	8. Maintain Rooftop Equipment	<ul style="list-style-type: none">✓ Examine rooftop equipment for any problems that may allow water infiltration - equipment can include...<ul style="list-style-type: none">o air conditioners, vents, and duct worko equipment stands or screenso skylightso satellite dishes, antennas✓ Eliminate any spillage of coolant, oils, grease, etc. and repair roof membrane if affected.	9. Maintain Roof Coating	<ul style="list-style-type: none">✓ Examine protective coatings and recoat any cracked, flaked, blistered or worn areas with a compatible GAF roof coating	10. Minimize Rooftop Traffic	<ul style="list-style-type: none">✓ Minimize rooftop traffic by limiting access to necessary personnel only✓ Maintain a roof access log so that you can ascertain who has been on the roof in the event of damage to the roof from other trades
1. Maintain Records	<ul style="list-style-type: none">✓ Keep a file of all records relating to this roof; include:<ul style="list-style-type: none">o GAF guaranteeo inspection reportso repairs and maintenance billso original construction drawings and specifications and invoices																				
2. Conduct Routine Inspections	<ul style="list-style-type: none">✓ At least twice per year - typically in the spring and fall✓ Use the Scheduled Maintenance Checklists booklet included with your guarantee																				
3. Inspect After Severe Weather	<ul style="list-style-type: none">✓ Always inspect the roof for damage after severe weather such as hailstorms, heavy rains, high winds, etc.																				
4. Repair Correctly	<ul style="list-style-type: none">✓ All roofing repairs must be performed by a GAF Approved, Master, or Master Selected Roofing Contractor, including repairs for non-guaranteed conditions✓ Make repairs with GAF Materials, following our current repair guidelines for the type and quality of roof installed																				
5. Keep Roof Clean/Debris Free	<ul style="list-style-type: none">✓ Always remove debris from roof...such as:<ul style="list-style-type: none">o leaves, branches, dirt, rocks, bottleso debris and trash from other trades, etc.✓ Keep gutters, downspouts, drains, scuppers, and the surrounding roof areas clean to ensure proper drainage																				
6. Keep Metal in Good Condition	<ul style="list-style-type: none">✓ Examine all metal flashings, counterflashings, expansion joints, and pitch pockets for...<ul style="list-style-type: none">o rusto detachment or damageo deteriorated sealant✓ Reattach loose metalwork, replace sealant as necessary; repair metal as necessary; and prepare and paint any rusted metal																				
7. Keep Masonry in Good Condition	<ul style="list-style-type: none">✓ Examine masonry walls and copings for:<ul style="list-style-type: none">o cracks and bad mortar jointso deteriorated sealanto loose masonry/coping stoneso indications of water absorption✓ Repair all such conditions to prevent water infiltration																				
8. Maintain Rooftop Equipment	<ul style="list-style-type: none">✓ Examine rooftop equipment for any problems that may allow water infiltration - equipment can include...<ul style="list-style-type: none">o air conditioners, vents, and duct worko equipment stands or screenso skylightso satellite dishes, antennas✓ Eliminate any spillage of coolant, oils, grease, etc. and repair roof membrane if affected.																				
9. Maintain Roof Coating	<ul style="list-style-type: none">✓ Examine protective coatings and recoat any cracked, flaked, blistered or worn areas with a compatible GAF roof coating																				
10. Minimize Rooftop Traffic	<ul style="list-style-type: none">✓ Minimize rooftop traffic by limiting access to necessary personnel only✓ Maintain a roof access log so that you can ascertain who has been on the roof in the event of damage to the roof from other trades																				
What Are Your Other Responsibilities?	<ul style="list-style-type: none">✓ Other conditions may exist that require special maintenance...the Building Owner must ensure that the maintenance program for a particular building is adequate and appropriate✓ Report any deficiencies in that GAF roof system...within 30 days for possible guarantee coverage for deficiencies that are believed to be due to defects in the GAF roof materials or related installation to: GAF Guarantee Services 1361 Alps Road Building 11-2 Wayne, NJ 07470 (800) 766-3411, Option 2 E-mail: GuaranteeLeak@gaf.com✓ Important Note : Repair all leaks promptly to avoid adverse effects, including mold growth.																				

M Integrity Medical Devices Inc.
360 Fairview Avenue
Hammonton, NJ 08037

Purchase Order

Date	P.O. No.
9/18/2014	11768

Vendor

CAL'S ROOFING
101 GRANDVIEW AVENUE
WILLIAMSTOWN, NJ 08094


Ship To

Integrity Medical Devices, Inc.
360 Fairview Avenue
Hammonton, NJ 08037

Ship Via	Due Date	Quote No.
	9/18/2014	

Qty	Vendor Part #	Description	Rate	Amount
1	ROOF	Remove all layers of existing roofing on low slope down to concrete decking and install a GAF (WHITE) EVERGUARD TPO roofing system (80' by 18')	9,630.00	9,630.00

Total **\$9,630.00**


Authorized Signature

Phone #	Fax #
609.567.8175	609.567.8086

XFINITY Connect

bkimberimd@comcast.net
+ Font Size -**Re: Re: Follow Up****From :** CALS ROOFING <calsroofing@verizon.net>**Subject :** Re: Re: Follow Up**To :** bkimberimd@comcast.net

Wed, Sep 17, 2014 03:43 PM

 1 attachment

Please see attached...I have included everything just the same as the previous work scope. Let me know if you have any questions.

Regards;

Joey Clidy
Senior Commercial Field Supervisor
Cal's Roofing
101 Grandview Avenue
Williamstown, NJ 08094
Phone: 856-629-1576
Facsimile: 856-875-7136
calsroofing@verizon.net

On 09/17/14, bkimberimd@comcast.net wrote:

thanks Joey, we'll look forward to the quote.


From: "CALS ROOFING" <calsroofing@verizon.net>
To: "kimber, buck" bkimberimd@comcast.net
Sent: Wednesday, September 17, 2014 1:06:02 PM
Subject: Follow Up

Good afternoon,

After looking at the lower roof again I would like to see if we can remove the existing roofing. The existing rubber membrane is not as flat as we thought. I worry because I want to put tapered insulation on top so that water will not lay on this roof anymore. I feel that the up and down with the existing rubber will not let us get a tight adhesion. Therefore, I will prepare a quote for the same work scope that we did on the last job. Also, I want to remove any pipe penetrations that you are no longer using.

Please note that with removing existing we are able to get the twenty year warranty as well.

Joey Clidy
Senior Commercial Field Supervisor
Cal's Roofing
101 Grandview Avenue
Williamstown, NJ 08094
Phone: 856-629-1576
Facsimile: 856-875-7136
calsroofing@verizon.net



CAL'S ROOFING

SPECIALIZING IN HOT ROOFING, RUBBER ROOFS AND SHINGLES
101 Grandview Avenue

Williamstown, NJ 08094-9108

Phone (856) 629-1576 Fax (856) 875-7136

CALSROOFING@verizon.net

Proposal

Date

Estimate #

9/17/2014

20101169

Name / Address

Integrity Medical Devices, Inc.
360 Fairview Avenue
Hammonton, NJ 08037
Hector - plant manager

PLEASE NOTE: IF WE GO OVER
EXISTING ROOFING SUBTRACT 1,400.00
FROM QUOTE.

"WARRANTY WOULD BE LESS BUT WORK
SCOPE WOULD BE THE SAME"

PLEASE ADVISE

8,230.00

Description

We propose to remove all layers of existing roofing on low slope roof down to concrete decking and install a GAF (WHITE) EVERGUARD TPO roofing system..(80' by 18')
Removal of existing roofing debris, metal coping and existing roof drains
Mechanically attach tapered insulation over concrete deck (.5" - 2.5")
Manufacture and install (4) 8" roof drain boxes (scupper box)
Install, as per manufacture industry standards a mechanically attached .060 TPO membrane
TPO roofing membrane will be installed up all vertical surfaces and terminated
TPO roofing membrane will be installed up and over parapet walls around perimeter
Install Commercial .032 ES-1 white metal trim around completed section
Remove any unwanted roof top penetrations
Install new commercial down spouts on scupper boxes
Silicone cracks in mortar joints on adjoining wall
Install termination bar along adjoining wall (counter flashing as needed)
(20) year GAF NDL workmanship/material warranty on above work scope (Warranty fees included)

All debris caused by Cal's Roofing will be removed from job site by Cal's Roofing. A roofing permit is not included in this quote; however, Cal's Roofing will obtain. Customer is responsible for fees charged by each municipality.

We Propose hereby to furnish material and labor complete in accordance with above specifications. *PO amount*

Total cost for above work scope: \$9,630.00

Payments to be made as follows: 1/3 of total job cost is required for a deposit before work is started. Total balance is to be paid in full upon job completion unless other arrangements are made prior to the start of agreed upon work scope.

Acceptance of Proposal

Customer Work Authorization

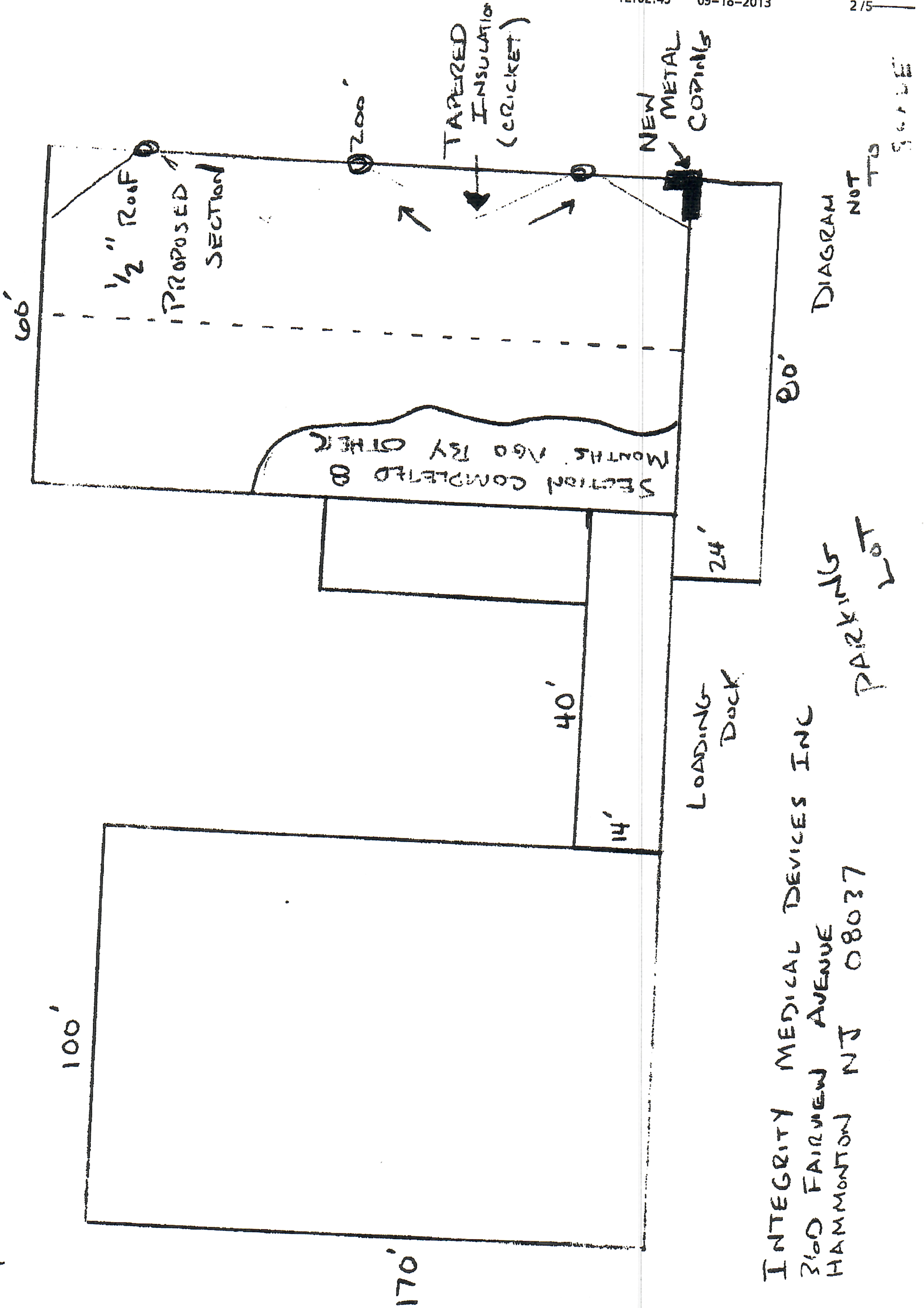
Cal's Roofing Authorization

All material is guaranteed to be as specified. All work to be completed in a workmanlike manner according to standard practices. Any alteration or deviation from above specifications involving extra charge over and above the estimate. All agreements contingent upon strikes, accidents or delays beyond our control. Owner is to carry fire, tornado and other necessary insurance. Our workers are fully covered by Workman's Compensation Insurance.

Please contact us if you have any questions regarding your estimate, Thank you.

12-12

CAL'S ROOFING



INTEGRITY MEDICAL DEVICES INC
3600 FAIRMEN AVENUE
HAMMONTON NJ 08037

PARKING LOT

DIAGRAM NOT TO SCALE

**CAL'S ROOFING**

SPECIALIZING IN HOT ROOFING, RUBBER ROOFS AND SHINGLES
 101 Grandview Avenue
 Williamstown, NJ 08094-9108
 Phone (856) 629-1576 Fax (856) 875-7136
 CALSROOFING@verizon.net

Proposal

Date

Estimate #

9/17/2013

20100988

Name / Address

Integrity Medical Devices, Inc.
 360 Fairview Avenue
 Hammonton, NJ 08037
 Hector - plant manager

20 yr MANUFACTURE

★ INCLUDED IN PROPOSAL

Description

Estimate for a *fully adhered* white TPO membrane roofing system on 1/2 of building (200' by 30')
 Removal of existing roofing debris, metal coping and existing roof drains
 Install hot applied 1.5" ISO roof insulation over concrete deck using steep asphalt
 Install tapered insulation along parapet wall @ roof drains to improve water drainage
 Manufacture and install new 8" roof drain boxes (scupper box)
 Install 2" by 8" wood nailer on top parapet wall for new metal
 Install as per manufacturers specifications, a mechanically attached WHITE TPO .060 roofing system
 Roofing shall be install up vertical parapet walls and terminated
 Install Commercial .040 white metal coping over top of parapet wall around roof edge perimeter on
 completed section
 Lift, move and work under all roof top equipment...Remove any unwanted roof top penetrations
 Set all roof top equipment on pads (carry pads)

(20) year NDL manufacture warranty on above work scope (Warranty fees included)

All debris caused by Cal's Roofing will be removed from job site by Cal's Roofing. A roofing permit is not included in this quote; however, Cal's Roofing will obtain. Customer is responsible for fees charged by each municipality.

We Propose hereby to furnish material and labor complete in accordance with above specifications.
 Total cost for above work scope \$41,800.00

Payments to be made as follows: 1/3 of total job cost is required for a deposit before work is started. Total balance is to be paid in full upon job completion unless other arrangements are made prior to the start of agreed upon work scope.

Acceptance of Proposal

Customer Work Authorization

Cal's Roofing Authorization

9-18-13

All material is guaranteed to be as specified. All work to be completed in a workmanlike manner according to standard practices. Any alteration or deviation from above specifications involving extra charge over and above the estimate. All agreements contingent upon strikes, accidents or delays beyond our control. Owner is to carry fire, tornado and other necessary insurance. Our workers are fully covered by Workman's Compensation Insurance.

Please contact us if you have any questions regarding your estimate, Thank you.

ROOFING

542 Whitehorse Av, Hamilton NJ 08610
zuperhomeimprovement@gmail.com

DATE
03/11/2025

DUE
On Receipt

BALANCE DUE
USD \$1,900.00

BILL TO

Integrity Medical Devices Inc

360 Fairview Ave, Hammonton, Nj. 08037
☎ +16096700761

DESCRIPTION	RATE	QTY	AMOUNT
Roof repair front sections. With Flatroof 100% silicone base and Torch down repairs.	\$1,900.00	1	\$1,900.00
12 months labor warranty	\$0.00	1	\$0.00
TOTAL			\$1,900.00
BALANCE DUE			USD \$1,900.00

MAR 11 2025