

Premier Retail Spaces Available in Sparks, NV



FOR LEASE

# D'Andrea Marketplace

2878 Vista Blvd, Sparks, NV 89434

**Smith Retzloff** Retail Team

**Shawn Smith**  
Executive Vice President  
+1 775 823 4667  
shawn.smith@colliers.com  
LIC # NV 00046702

**Sean Retzloff**  
Senior Vice President  
+1 775 823 6621  
sean.retzloff@colliers.com  
LIC # NV 0182046

**Colliers Reno**  
5520 Kietzke Lane, Suite 300  
Reno, NV 89511  
Colliers.com/Reno



# D'ANDREA MARKETPLACE



Available for Lease

© 2026 Colliers International. Information herein has been obtained from sources deemed reliable, however its accuracy cannot be guaranteed. The user is required to conduct their own due diligence and verification.



TENANTS

1	Safeway
2	Papa Murphy's
3	Zoomies & Purr
4	Royal Tea
5	Wingstop
6	JJ's Sushi
7	Pure Barre
8	My Favorite Muffin
9	Well Groomed Pets
10	Nail Club
11	CVS
12	Available within 90 days - 1,300 SF *
13	Available within 120 days - 1,300 SF *
14	Mathnasium
15	Togo's
16	Bully's Sports Bar & Grill
17	Pacific Dental
18	Keva Juice
19	Available - 900 SF
20	Bobby Page's
21	Qdoba
22	Qdoba
23	Timberline Lounge
24	Renown
25	U.S. Bank

\* Suites 12 & 13 can be consolidated for 2,600 SF



Available for Lease

D'ANDREA MARKETPLACE



Available for Lease

© 2026 Colliers International. Information herein has been obtained from sources deemed reliable, however its accuracy cannot be guaranteed. The user is required to conduct their own due diligence and verification.

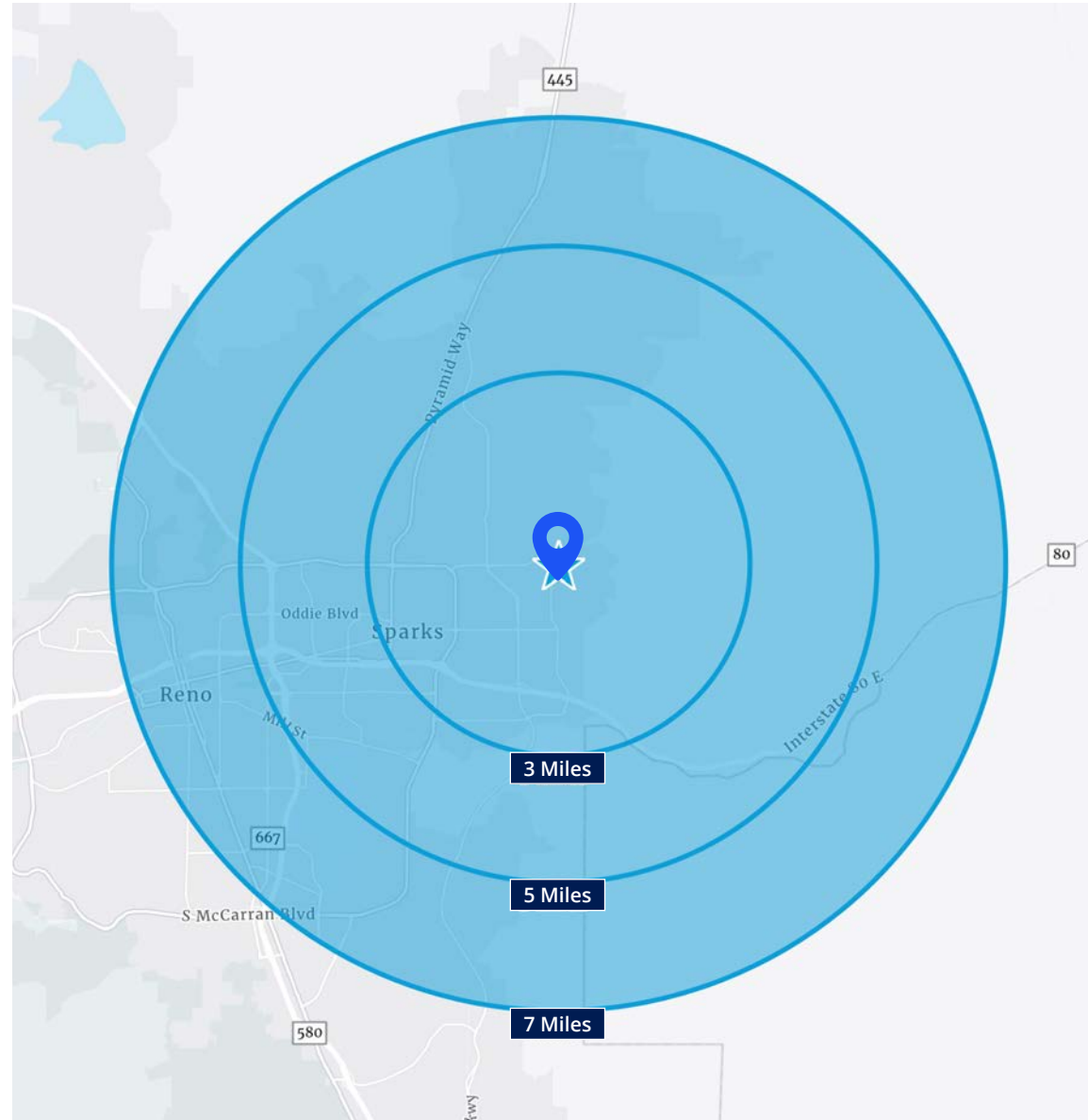


Population	3 Miles	5 Miles	7 Miles
2025 Est. Population	66,946	149,938	265,067
2030 Proj. Population	67,986	156,106	276,384
2025 Med. Age	39.1	37.2	36.5
Daytime Population	64,278	147,535	299,004

Household Income	3 Miles	5 Miles	7 Miles
2025 Est. Avg. HH Income	\$111,857	\$104,752	\$98,789
2030 Proj. Avg. HH Income	\$124,773	\$117,382	\$110,797
2025 Est. Med. HH Income	\$89,970	\$83,116	\$76,459
2030 Proj. Med. HH Income	\$102,447	\$94,635	\$85,804
2025 Est. Per Capita Income	\$43,914	\$39,878	\$39,108

Household	3 Miles	5 Miles	7 Miles
2025 Est. HH	26,245	57,098	104,732
2030 Proj. HH	26,947	59,893	110,115
Proj. Annual Growth (2025-2030)	0.53%	0.96%	1.01%
Avg. HH Size	2.54	2.61	2.47

Consumer Expenditure	3 Miles	5 Miles	7 Miles
Annual HH Expenditure	\$96,068	\$90,576	\$85,776
Annual Retail Expenditure	\$30,738	\$28,936	\$27,270
Monthly HH Expenditure	\$8,006	\$7,548	\$7,148
Monthly Retail Expenditure	\$2,562	\$2,411	\$2,273



Available for Lease

© 2026 Colliers International. Information herein has been obtained from sources deemed reliable, however its accuracy cannot be guaranteed. The user is required to conduct their own due diligence and verification.



# Reno-Sparks MSA Facts & Demographics

588,069  
Population

2.48  
Avg HH Size

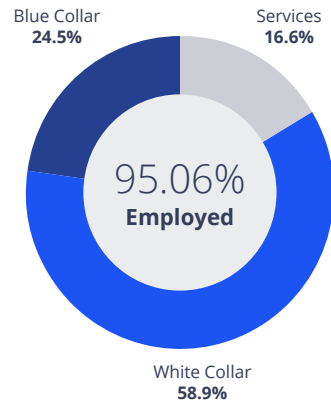
\$121,655  
Avg HH Income

39.5  
Median Age

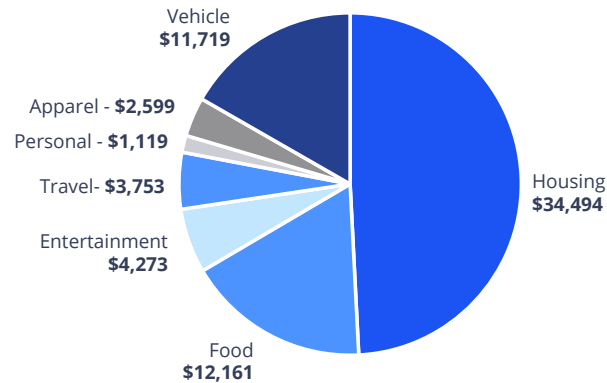
## Home Ownership (2025 Housing Units)



## Employment



## Household Spending

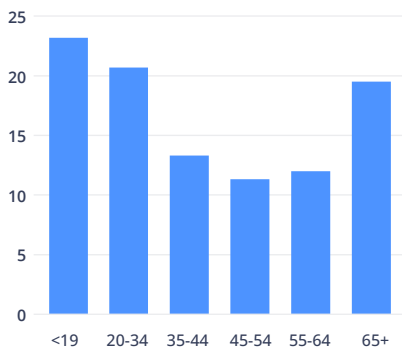


## Race & Ethnicity (2025) - % of total population

White	62.97
Black/African American	2.55
American Indian/Alaska Native	1.89
Asian	6.03
Pacific Islander	0.70
Other Race	12.12
Multiple Races	13.73
Hispanic (any race)	25.95

## Age Distribution (2025) - % of total population

50.97% Men      49.03% Women



## Education (Population Age 25+)

4.35%  
Less than 9th Grade

5.71%  
9th - 12th Grade, No Diploma

20.34%  
High School Graduate

4.36%  
GED/Alternative Credential

21.47%  
Some College, No Degree

9.77%  
Associate Degree

21.12%  
Bachelor's Degree

12.87%  
Graduate/Professional Degree



# D'andrea Marketplace

## Smith Retzloff Retail Team

### Shawn Smith

Executive Vice President  
+1 775 823 4667  
shawn.smith@colliers.com  
LIC # NV 00046702

### Sean Retzloff

Senior Vice President  
+1 775 823 6621  
sean.retzloff@colliers.com  
LIC # NV 0182046



Accelerating success.

### Colliers Reno

5520 Kietzke Lane, Suite 300  
Reno, NV 89511  
Colliers.com/Reno