UPDATED Nov 6th 08
Mark E. Smith
F.E.

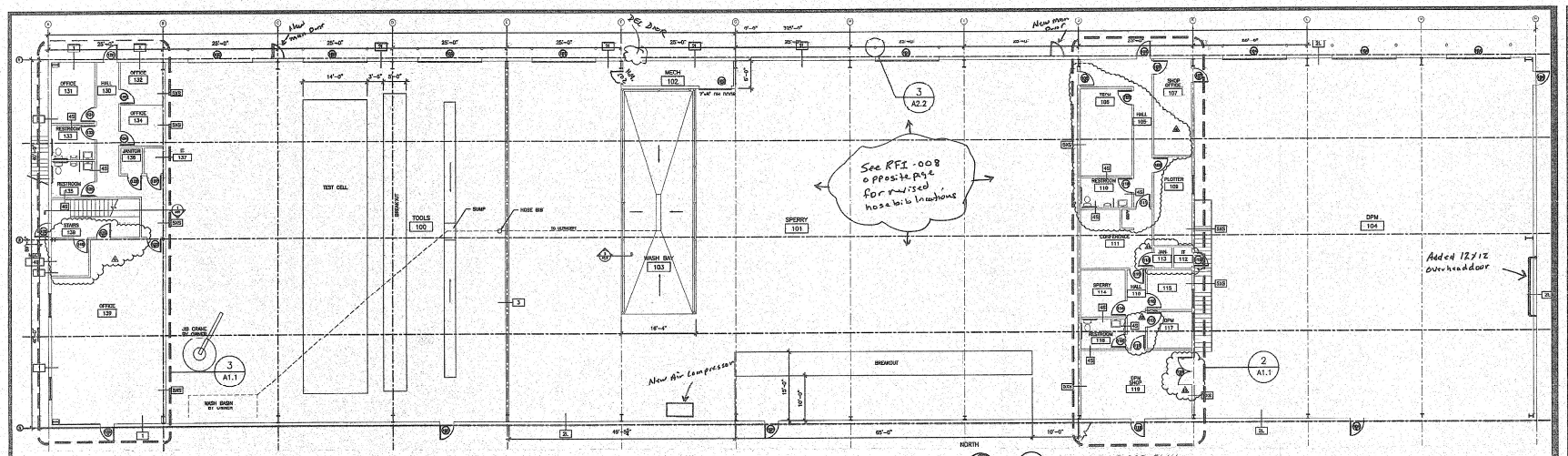

1 A1.1 1ST LEVEL FLOOR PLAN
3/32" = 1'-0"

WALL TYPE SCHEDULE					
	RATING	WIDTH	LOCATION	CONSTRUCTION DESCRIPTION	WALL SECTIONS
1	—	10"	EXTERIOR WALLS (TYP U.N.O.)	PREMANUFACTURED METAL BUILDING FRAME WITH R-19 INSULATED 8" GIRTS & 1 1/2" MET. STUD FRAME WALL 1 LAYER 5/8" TYPE "X" GPDW w/ 1" TYPE S GPDW SCREWS @ 8" O.C. ON EDGE AND 12" O.C. IN THE FIELD; STAGGER ALL GPDW JOINTS.	
2	—	8"	EXTERIOR WALLS	PREMANUFACTURED METAL BUILDING FRAME WITH 8" GIRTS WITH R19 INSULATION	
3	—	10"	INTERIOR WALL	1 LAYER 5/8" TYPE "X" GPDW EA. SIDE, 6" METAL STUDS @ 16" O.C. W/ 1" TYPE "X" GPDW SCREWS @ 8" O.C. ON EDGE AND 12" O.C. IN THE FIELD; STAGGER ALL GPDW JOINTS METAL LINER PANEL EA. SIDE	
4	—	4 7/8"	INTERIOR WALLS (TYP U.N.O.)	1 LAYER 5/8" TYPE "X" GPDW EA. SIDE, 3 5/8" METAL STUDS @ 16" O.C. W/ 1" TYPE "X" GPDW SCREWS @ 8" O.C. ON EDGE AND 12" O.C. IN THE FIELD; STAGGER ALL GPDW JOINTS	
5	—	7 1/4"	INTERIOR WALLS	1 LAYER 5/8" TYPE "X" GPDW EA. SIDE, 6" METAL STUDS @ 16" O.C. W/ 1" TYPE "X" GPDW SCREWS @ 8" O.C. ON EDGE AND 12" O.C. IN THE FIELD; STAGGER ALL GPDW JOINTS	

WALL SYMBOLS 4X

NUMBER: WALL TYPE
SEE SCHEDULE BELOW

LETTER: WALL HEIGHT
NO LETTER INDICATED — EXTEND TO CEILING ONLY
S — ADD SOUND BATTS
X — EXTEND TO DECK/STRUCTURE
L — ADD METAL LINER PANEL

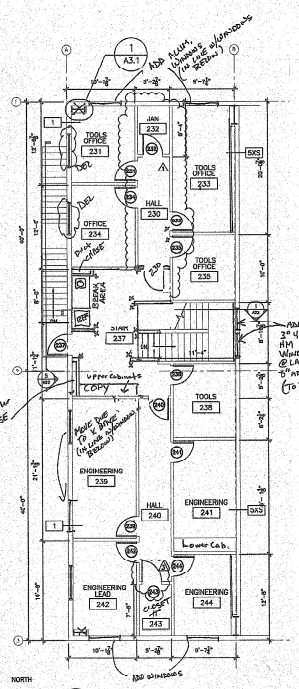

4 A1.1 2ND LEVEL (BREAKOUT) PLAN
1/8" = 1'-0"

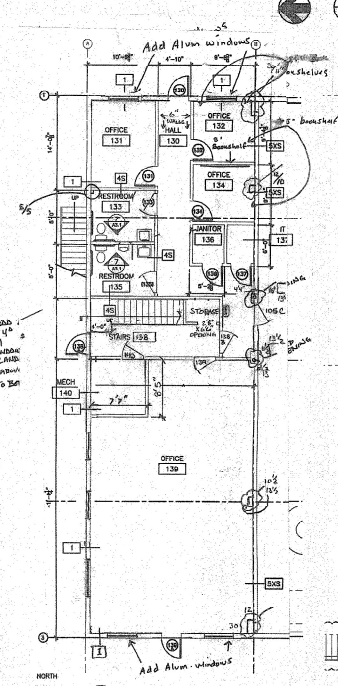

3 A1.1 1ST LEVEL (ENGINEERING) PLAN
1/8" = 1'-0"

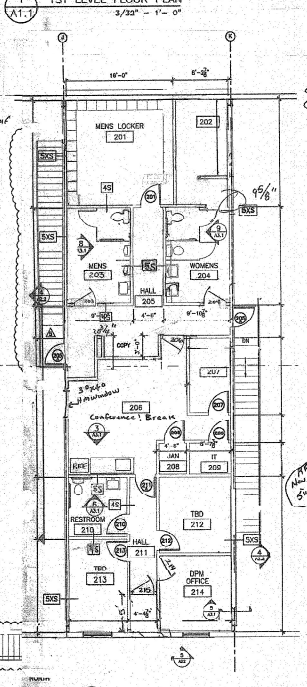

3 A1.1 2ND LEVEL (TOOLS) PLAN
1/8" = 1'-0"

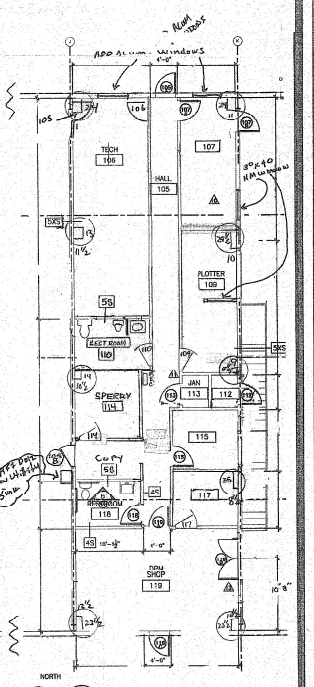

2 A1.1 1ST LEVEL (DPM/SPERRY) PLAN
1/8" = 1'-0"

GREGG ASSOCIATES
335 MAIN STREET, SUITE 205
TELL 970 245 9654
GRAND JUNCTION, COLORADO 81501
FAX 970 243 7845

HALLIBURTON
BUILDING D– Sperry, Tools, DPM
3199 D ROAD
GRAND JUNCTION, COLORADO

CD'S	04-30-08
ADD-1	07-17-08
ADD-2	08-26-08

34 ea Corner Guards

A1.1

13