




# 4,000 SF AVAILABLE FOR LEASE

Industrial Unit for Lease within a Professionally Maintained Park

703 West Anaheim Street | Long Beach, CA 90813

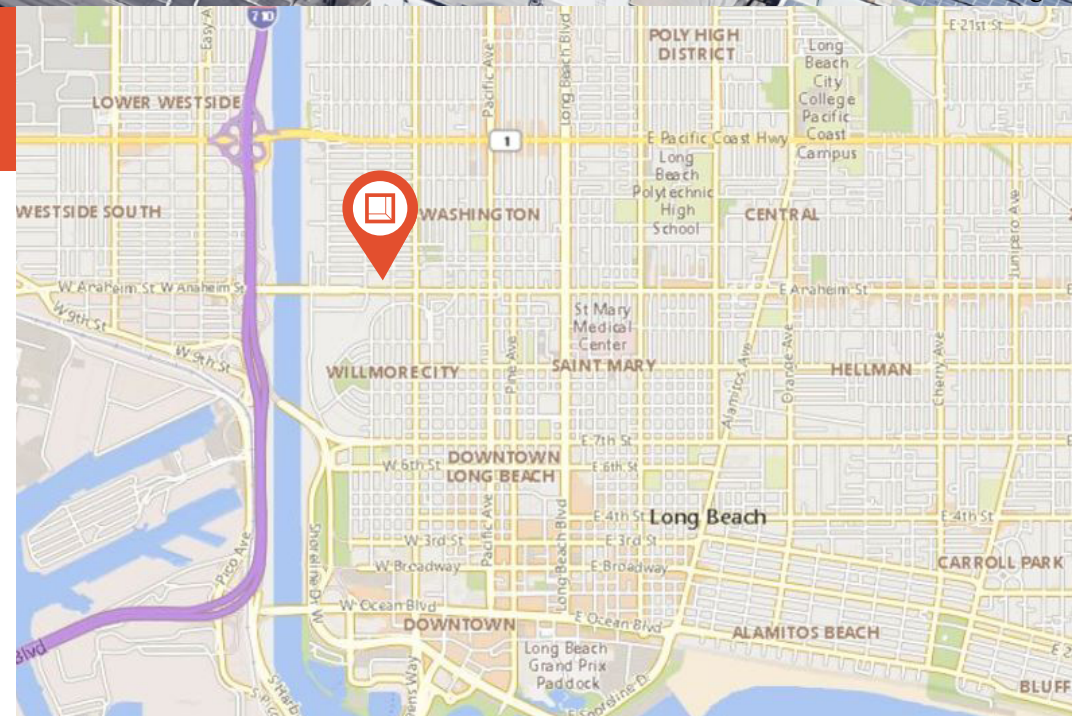


©2022 Google

## Property Highlights

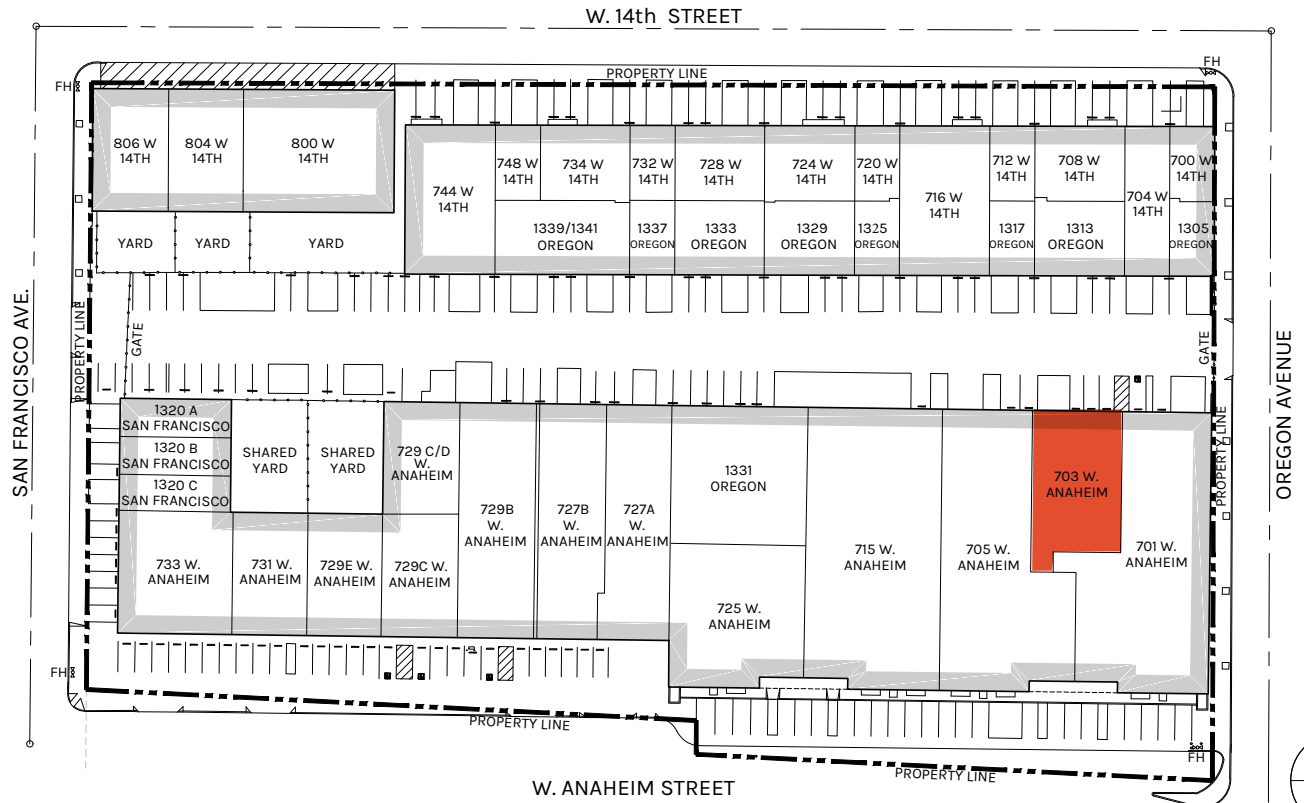
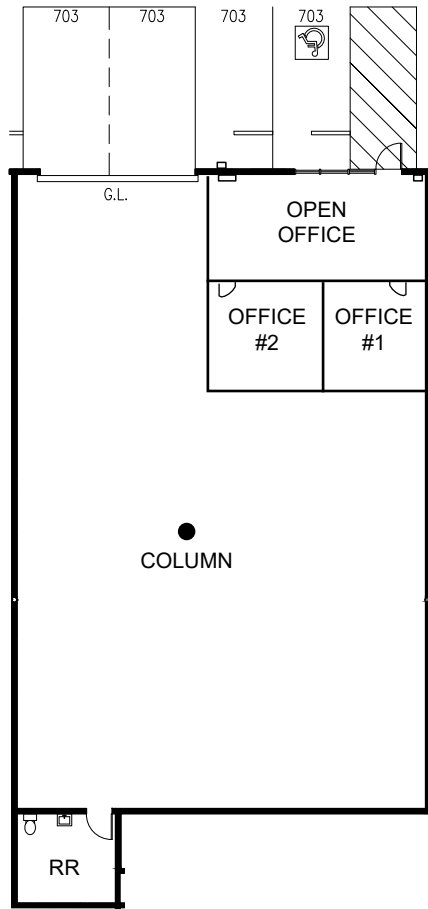
- Professionally Managed & Maintained Business Park
- Extra Large Ground Level Roll Up Door (19' x 14')
- 22' Warehouse Ceiling Height with Warehouse Skylights
- 2 Private Offices + Open Office Area
- Immediate Access to LB/ LA Ports

[Click Here to View 3D Virtual Matterport Tour](#)









**WAREHOUSE**  
3,500 SF

**TOTAL**  
4,000 SF

PLAN LAYOUT SUBJECT TO FIELD CONDITIONS AND MAY DIFFER FROM PLAN AS SHOWN. ALL INFORMATION PRESENTED ON THIS DRAWING IS PRESUMED TO BE ACCURATE, HOWEVER TENANT SHOULD VERIFY PERTINENT INFORMATION PRIOR TO COMMITTING TO A LEASE. ANY FURNITURE OR APPLIANCES SHOWN ON PLAN ARE FOR CONCEPT ONLY AND WILL BE TENANT PROVIDED.



**Rexford  
Industrial**

## Leasing Contacts

Maximillian Ceseña Robles  
Sr. Associate  
562.354.2531  
mrobles@leelalb.com  
DRE# 02057317

Garrett Massaro  
Principal  
562.354.2516  
gmassaro@leelalb.com  
DRE# 01771471

Brandon Carrillo  
Principal  
562.354.2510  
bcarrillo@leelalb.com  
DRE# 01745362



COMMERCIAL REAL ESTATE SERVICES

Lee & Associates Los Angeles - Long Beach, Inc.  
5000 E Spring Street, Suite 600  
Long Beach, CA 90815  
562.354.2500  
lee-associates.com

Copyright © Lee & Associates. All rights reserved. No part of this work may be reproduced or distributed without written permission of the copyright owner. The information contained in this report was gathered by Lee & Associates from sources believed to be reliable. Lee & Associates, however, makes no representation concerning the accuracy or completeness of such information and expressly disclaims any responsibility for any inaccuracy contained herein. 9.29.22