

# FOR LEASE

**THERAPY, OFFICES,  
MEDICAL/OFFICE  
SPACE AVAILABLE**

**QUIET SETTING CLOSE TO DOWNTOWN**



**Clayton Temple**  
**Senior Director**

925.296.3311

[clayton.temple@tricommercial.com](mailto:clayton.temple@tricommercial.com)

LIC: #02006440





# 31 PANORAMIC WAY

**WALNUT CREEK SPACE  
FOR LEASE**

PAGE 2

- \$2.50/SF Modified Gross
- Tenant Pays PG&E + Janitorial
- The layout is 4 private offices (one with kitchenette), in suite restroom, and open work/reception area
- Quiet Setting close to Downtown Walnut Creek
- Elevator Lift to second floor
- Free Surface Parking
- Zoned Medical
- Co-tenants include MD/Physician, Healthcare Professionals
- Less than 1 mile to Downtown and less than half-mile from Rossmoor.

**AVAILABLE**

**Suite 202**

Therapy, Offices, Medical

±1,000SF



**Clayton Temple**

925.296.3311

clayton.temple@tricommercial.com

LIC: #02006440



www.tricommercial.com



# 31 PANORAMIC WAY

WALNUT CREEK SPACE  
FOR LEASE

PAGE 3

Restroom	Private Office 4	Private Office 3
		Private Office 2
		Private Office 1



**Clayton Temple**

925.296.3311

clayton.temple@tricommercial.com

LIC: #02006440



www.tricommercial.com

# 31 PANORAMIC WAY

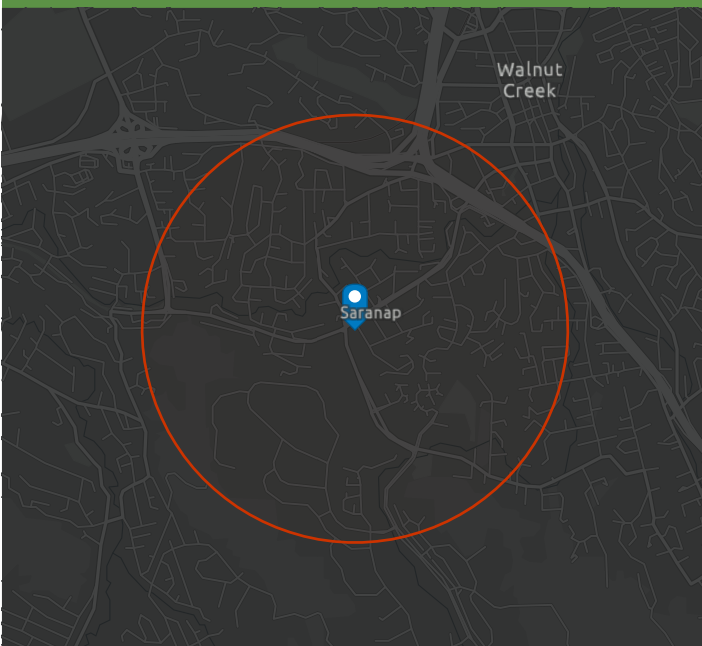
WALNUT CREEK SPACE  
FOR LEASE

PAGE 4

## DEMOGRAPHIC PROFILE

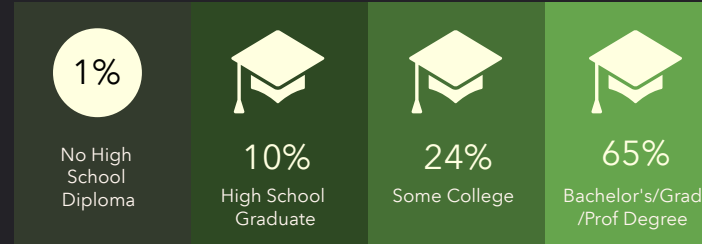
31 Panoramic Way, Walnut Creek, California, 94595

Ring of 1 mile

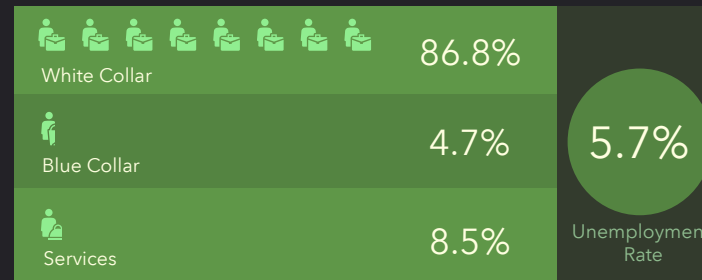


This infographic contains data provided by Esri.  
The vintage of the data is 2021, 2026.  
© 2022 Esri

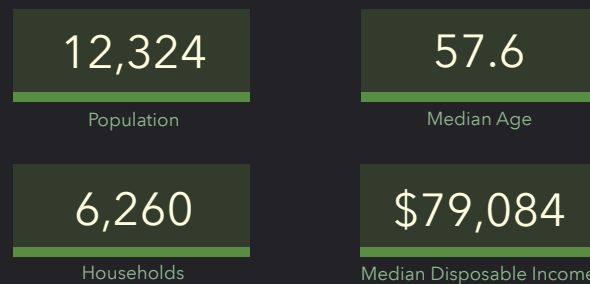
### EDUCATION



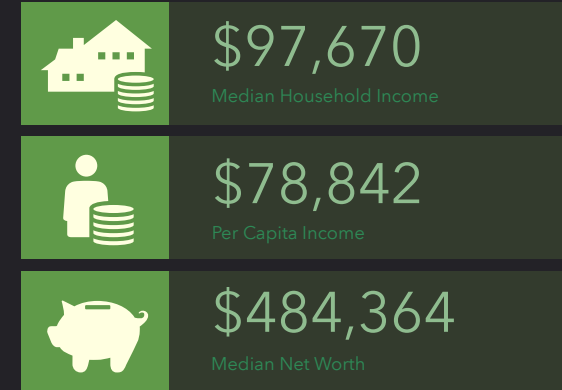
### EMPLOYMENT



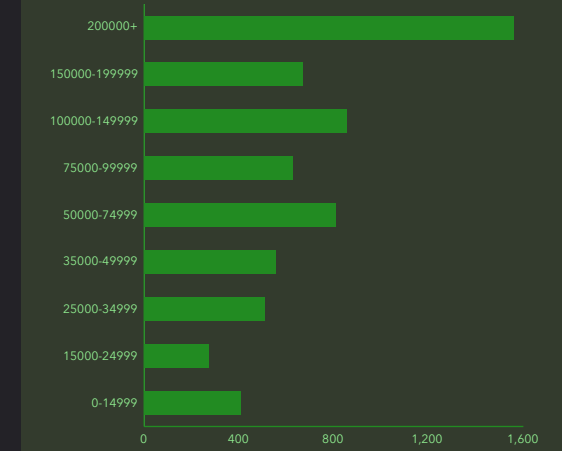
### KEY FACTS



### INCOME



### HOUSEHOLD INCOME (\$)



Clayton Temple

925.296.3311

clayton.temple@tricommercial.com

LIC: #02006440



www.tricommercial.com