

FLEX SPACE FOR SUBLEASE
361 COUNTRY CLUB DR.
BENSENVILLE, IL 60106

JAMESON.

STEVEN GOLDSTEIN
SENIOR VICE PRESIDENT
312.840.9002
STEVE@CHICAGOBROKER.COM



EXECUTIVE SUMMARY



UNIT AVAILABLE
FLEX/OFFICE SPACE

UNIT SPACE
APPROX. 5,533 SF

OCCUPANCY
30 DAYS FROM SIGNED LEASE &
LANDLORD APPROVAL

LEASE EXPIRATION
12-31-2026

FOR LEASE
NEGOTIABLE

PROPERTY DESCRIPTION

Available for sublease, this modern flex office/warehouse space in Bensenville offers 5,533 SF of well-appointed office space. Conveniently located close to shops and restaurants, this property provides the perfect blend of functionality and accessibility. Ideal for businesses seeking a versatile space in a thriving commercial area, this warehouse is equipped with modern amenities to support a wide range of operations. Don't miss the chance to secure this prime location for your business needs.

AREA & TRANSPORTATION HIGHLIGHTS:

EASY ACCESS TO TO PUBLIC TRANSPORTATION WITH THE FOLLOWING TRANSIT STOPS NEARBY:

BENSENVILLE STATION COMMUTER RAIL (MILWAUKEE DISTRICT WEST LINE) - 6 MIN DRIVE

WOOD DALE STATION COMMUTER RAIL (MILWAUKEE DISTRICT WEST LINE) - 6 MIN DRIVE

CHICAGO MIDWAY INTERNATIONAL AIRPORT - 36 MIN DRIVE

CHICAGO O'HARE INTERNATIONAL AIRPORT - 16 MIN DRIVE

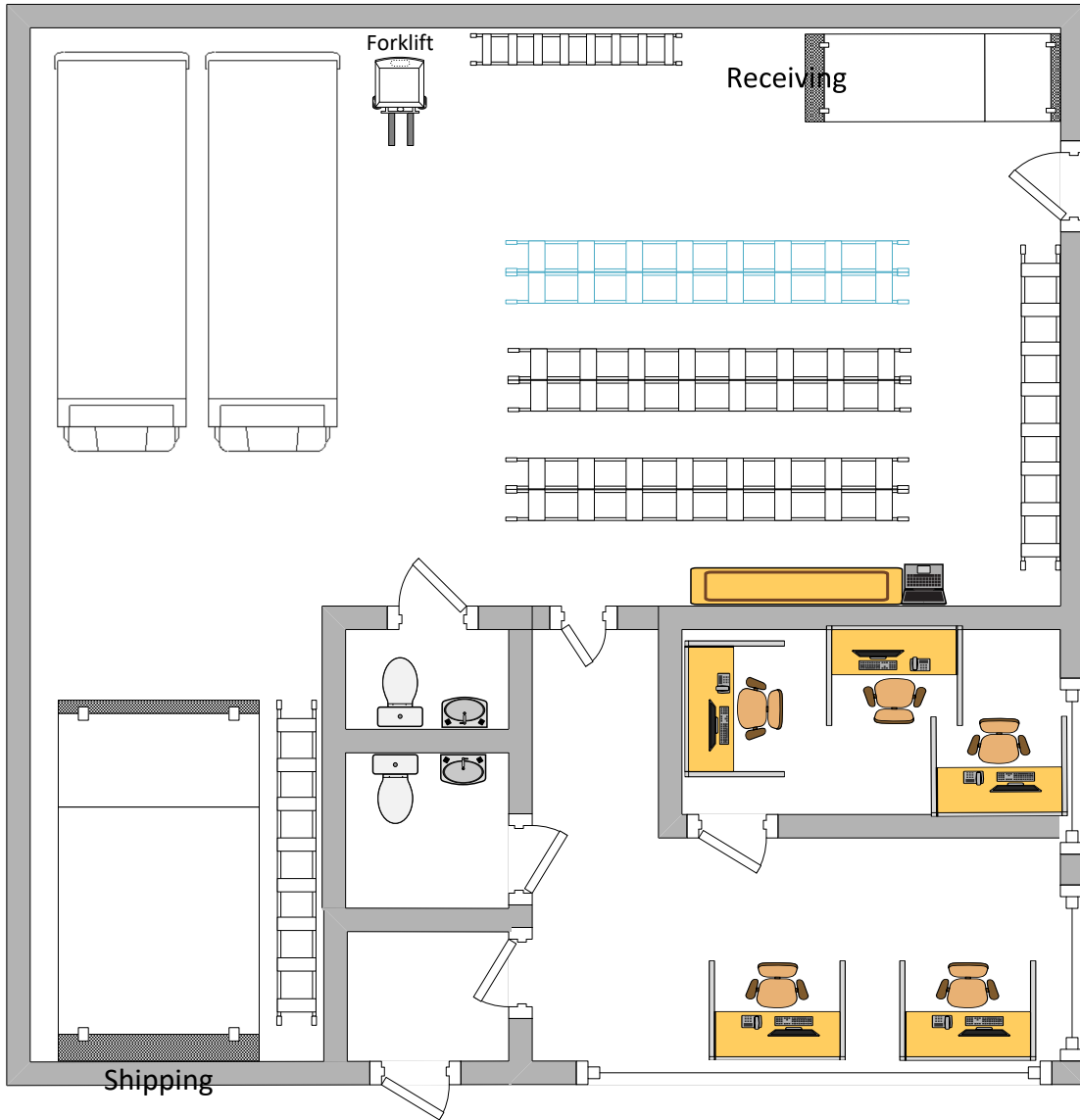
JAMESON.

STEVEN GOLDSTEIN
SENIOR VICE PRESIDENT
312.840.9002
STEVE@CHICAGOBROKER.COM

FLOOR PLAN

361 COUNTRY CLUB DRIVE

BENSENVILLE, IL




STEVEN GOLDSTEIN
SENIOR VICE PRESIDENT
312.840.9002
STEVE@CHICAGOBROKER.COM

WAREHOUSE/FLEX SPACE - INTERIOR PHOTOS

361 COUNTRY CLUB DRIVE

BENSENVILLE, IL



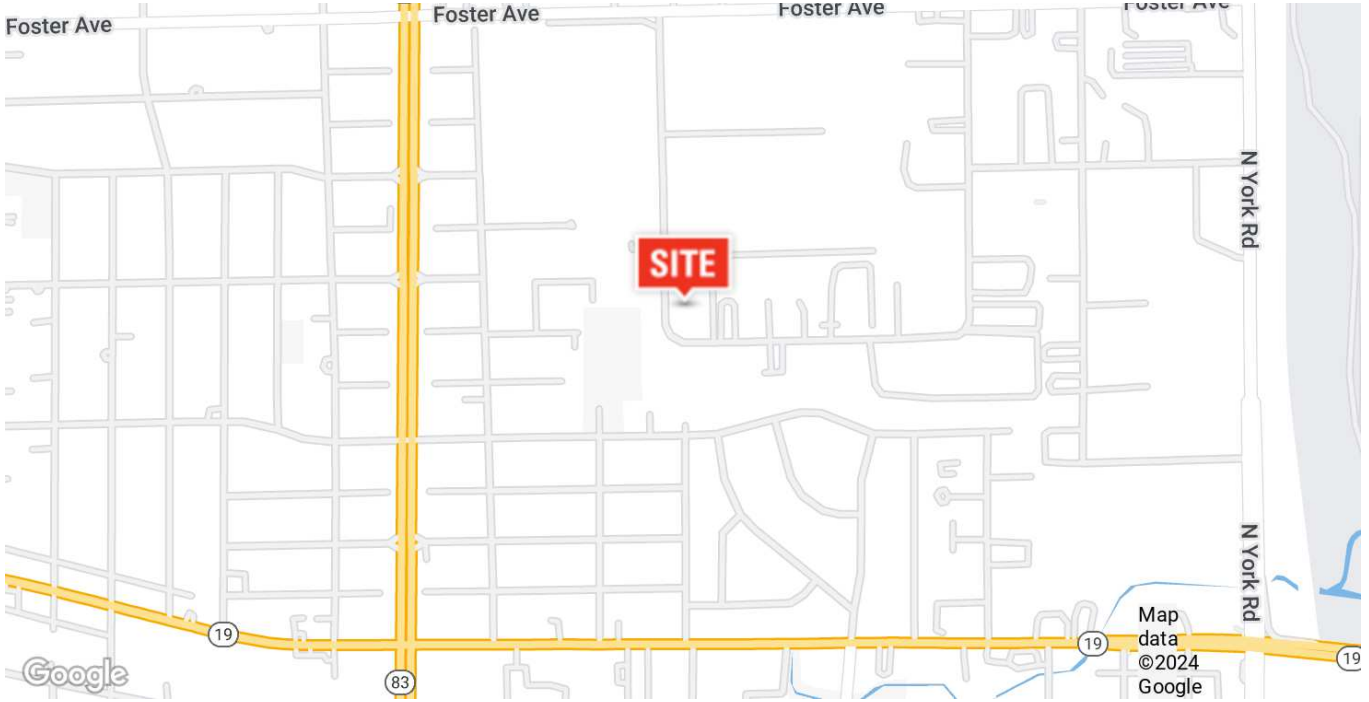
WAREHOUSE/FLEX SPACE - INTERIOR PHOTOS

361 COUNTRY CLUB DRIVE

BENSENVILLE, IL



AREA MAPS
COUNTRY CLUB DRIVE
BENSENVILLE, IL



DEMOGRAPHIC INSIGHTS

361 COUNTRY CLUB DRIVE

BENSENVILLE, IL

KEY FACTS

10,450

Population



2.9

Average Household Size

38.6

Median Age

\$81,661

Median Household Income

EDUCATION

17%

No High School Diploma



32%

High School Graduate



30%

Some College



21%

Bachelor's/Grad/Pr of Degree

BUSINESS



856

Total Businesses



11,058

Total Employees

EMPLOYMENT



52.3%

White Collar



35.4%

Blue Collar



12.3%

Services

5.2%

Unemployment Rate

INCOME



\$81,661

Median Household Income



\$34,388

Per Capita Income



\$280,517

Median Net Worth

2024 Households By Income (Esri)

The largest group: \$50,000 - \$74,999 (24.2%)

The smallest group: <\$15,000 (3.2%)

Indicator ▲	Value	Diff	
<\$15,000	3.2%	-1.8%	
\$15,000 - \$24,999	3.8%	+0.5%	
\$25,000 - \$34,999	4.8%	+0.2%	
\$35,000 - \$49,999	8.0%	+0.5%	
\$50,000 - \$74,999	24.2%	+10.7%	
\$75,000 - \$99,999	17.7%	+5.4%	
\$100,000 - \$149,999	22.7%	+4.1%	
\$150,000 - \$199,999	9.1%	-4.6%	
\$200,000+	6.5%	-15.2%	

Bars show deviation from DuPage County

JAMESON.

STEVEN GOLDSTEIN
SENIOR VICE PRESIDENT
312.840.9002
STEVE@CHICAGOBROKER.COM



JAMESON.

STEVEN GOLDSTEIN

SENIOR VICE PRESIDENT

312.840.9500

STEVE@CHICAGOBROKER.COM