

EASTVALE MARKETPLACE

FOR LEASE • RETAIL SPACE • 1,100 SQ FT
13394 LIMONITE AVE., EASTVALE, CA



COMMERCIAL
WEST
BROKERAGE

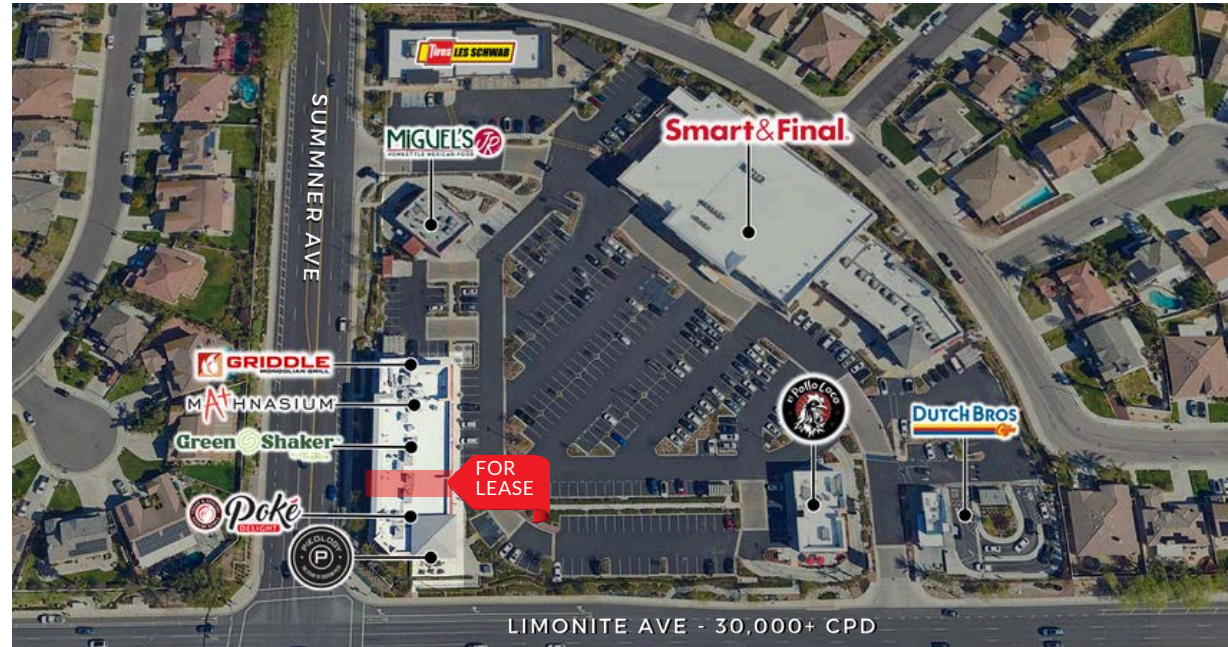
EASTVALE MARKETPLACE

Second generation dessert unit with direct visibility on Limonite Ave.

- Visibility to Approx. 30,000+ CPD on Limonite Ave (major commuter thoroughfare)
- Densely populated neighborhood; one of fastest growing communities in Southern California
- Center co-tenants include Smart & Final, Dutch Bros., El Pollo Loco, and more.
- Located directly at the intersection of Limonite & Sumner Ave.

13394 Limonite Ave
Eastvale, CA 92880

Unit B150 | 1,100 SQ FT



COMMERCIAL
WEST
BROKERAGE

MORE INFORMATION

Doug Wombacher, LIC#1424025

Matt Berry, LIC#2134414

mberry@commercialwest.com | 949.723.7300

THE AREA

SPACE FOR LEASE | EASTVALE PLAZA

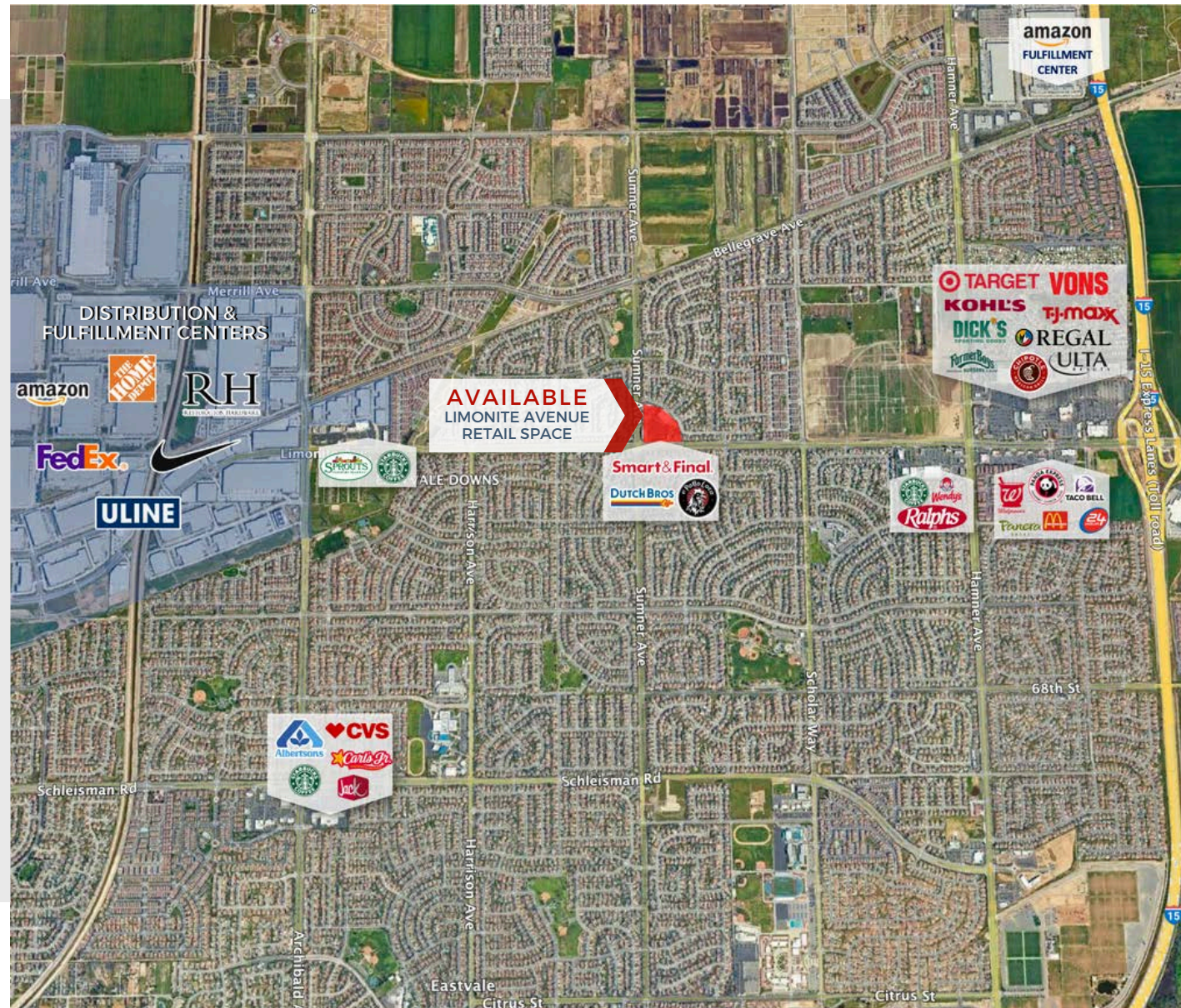
LOCATION

Eastvale Marketplace

13394 Limonite Ave
Eastvale, CA 92880

ABOUT THE AREA

The City of Eastvale ranks as the fastest growing city in Riverside County. It has been recognized as one of the best places to live and one of the best places to raise a family. Thousands of new and planned residential units and major retailers have accommodated the growth spurred by major fulfillment and distribution employers.

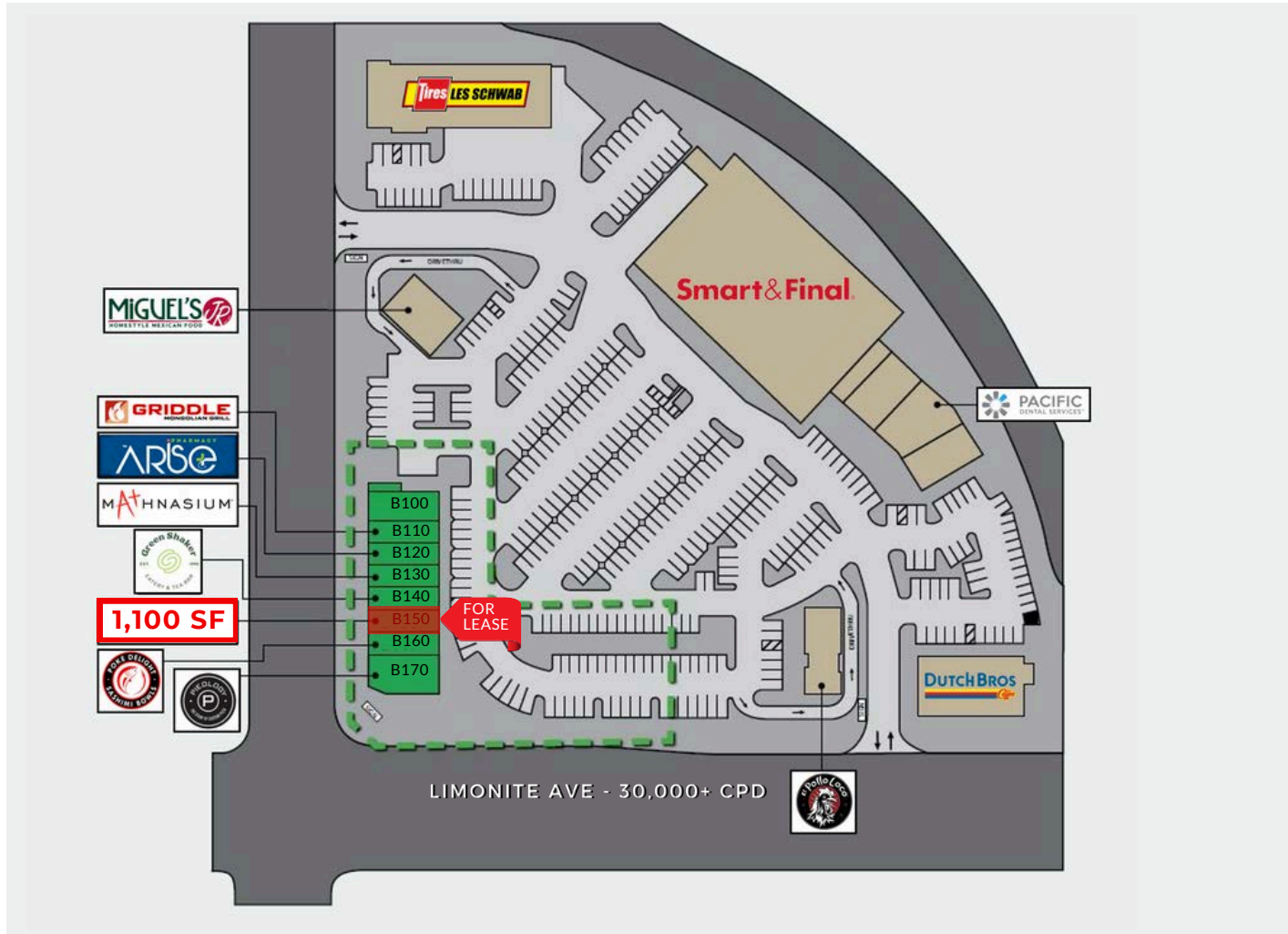


SITE PLAN

SPACE FOR LEASE | EASTVALE PLAZA

13394 Limonite Ave
Eastvale, CA 92880

FOR LEASE
Unit B150 | 1,100 Sq Ft



COMMERCIAL
WEST
BROKERAGE

MORE INFORMATION

Doug Wombacher, LIC#1424025

Matt Berry, LIC#2134414

mberry@commercialwest.com | 949.723.7300

BY THE NUMBERS

13394 Limonite Ave, Eastvale, CA 92880

ESTIMATED POPULATION

1 mi | 24,062

2mi | 75,913

3 mi | 125,361

AVERAGE HH INCOME

1 mi | \$193,388

2mi | \$182,506

3 mi | \$171,335

DAYTIME POPULATION

1 mi | 15,515

2mi | 52,510

3 mi | 86,921

COMMERCIAL WEST BROKERAGE



Doug Wombacher, LIC#1424025

Matt Berry, LIC#2134414

mberry@commercialwest.com | 949.723.7300