

FOR SALE

2363 COUNTY RD E, CRETE, NE 68333

LAND | 0.5 - 3.053 AC | \$12.00 / SF



LEE & ASSOCIATES
COMMERCIAL REAL ESTATE SERVICES

PRESENTED BY:

Boomer Peterson

402.430.2318

bpeterson@lee-associates.com

Ammar Abu-Hamda

402.430.1982

abu@lee-associates.com

Omaha: 12020 Shamrock Plaza, Suite 333 | Omaha, NE 68154 | 531.721.2888

Lincoln: 200 South 21st Street, Suite A113 | Lincoln, NE 68510 | 531.721.2888



FOR SALE

2363 COUNTY RD E, CRETE, NE 68333

Land | 0.5 - 3.053 AC | \$12.00 / SF



PROPERTY DESCRIPTION

Great opportunity to purchase pad site on the corner of 29th & Iris Ave. The property sits adjacent to the entrances to Wal-Mart, Nestle Purina & Bryan Medical Center. Lots can be demised to fit your needs.

PROPERTY HIGHLIGHTS

- Drive-thru capable pads
- Directly across from Nestle Purina's employee entrance with over 500 employees
- Growing neighborhoods adjacent
- Within a mile from Doane University
- New high school, junior high and elementary school located just south of the property

LOCATION DESCRIPTION

Great location with visibility from Hwy 33 where nearly 19,000 vehicles travel per day. These pad sites are in a prime location ideal for all business types, with over 1,100 employees in a 1-mile radius.

OFFERING SUMMARY

Sale Price:	\$12.00 / SF
Lot Size:	0.5 - 3.053 AC

CONTACT

Boomer Peterson

bpeterson@lee-associates.com
C 402.430.2318

Ammar Abu-Hamda

abu@lee-associates.com
C 402.430.1982

We obtained the information above from sources we believe to be reliable. However, we have not verified its accuracy and make no guarantee, warranty or representation about it. It is submitted subject to the possibility of errors, omissions, change of price, rental or other conditions, prior sale, lease or financing, or withdrawal without notice. We include projections, opinions, assumptions or estimates for example only, and they may not represent current or future performance of the property. You and your tax and legal advisors should conduct your own investigation of the property and transaction.

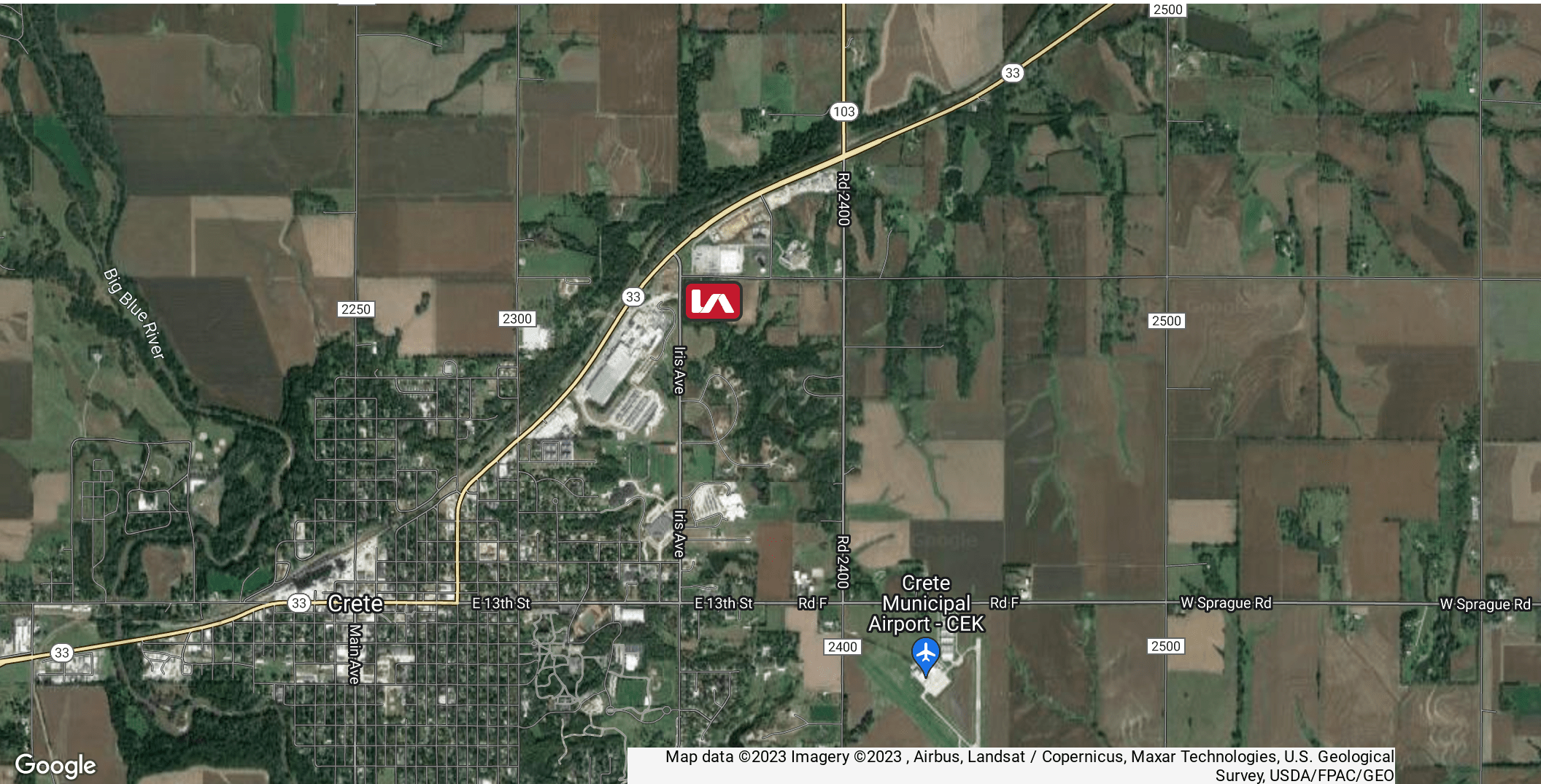
FOR SALE

2363 COUNTY RD E, CRETE, NE 68333

Land | 0.5 - 3.053 AC | \$12.00 / SF



COMMERCIAL REAL ESTATE SERVICES



CONTACT

Boomer Peterson
bpeterson@lee-associates.com
C 402.430.2318

Ammar Abu-Hamda
abu@lee-associates.com
C 402.430.1982

We obtained the information above from sources we believe to be reliable. However, we have not verified its accuracy and make no guarantee, warranty or representation about it. It is submitted subject to the possibility of errors, omissions, change of price, rental or other conditions, prior sale, lease or financing, or withdrawal without notice. We include projections, opinions, assumptions or estimates for example only, and they may not represent current or future performance of the property. You and your tax and legal advisors should conduct your own investigation of the property and transaction.



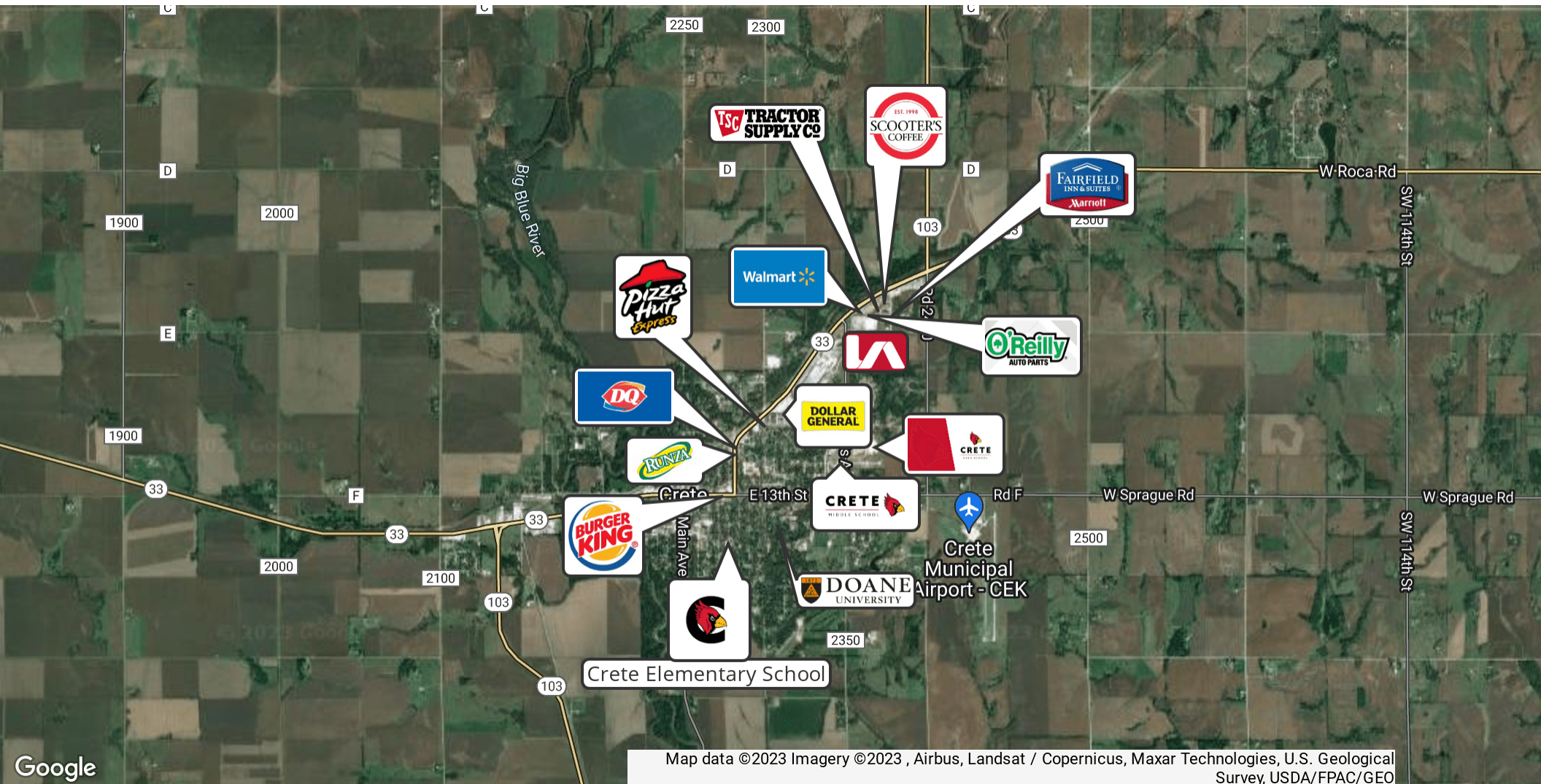
FOR SALE

2363 COUNTY RD E, CRETE, NE 68333

Land | 0.5 - 3.053 AC | \$12.00 / SF



COMMERCIAL REAL ESTATE SERVICES



Map data ©2023 Imagery ©2023, Airbus, Landsat / Copernicus, Maxar Technologies, U.S. Geological Survey, USDA/FPAC/GEO

CONTACT

Boomer Peterson
bpeterson@lee-associates.com
C 402.430.2318

Ammar Abu-Hamda
abu@lee-associates.com
C 402.430.1982

We obtained the information above from sources we believe to be reliable. However, we have not verified its accuracy and make no guarantee, warranty or representation about it. It is submitted subject to the possibility of errors, omissions, change of price, rental or other conditions, prior sale, lease or financing, or withdrawal without notice. We include projections, opinions, assumptions or estimates for example only, and they may not represent current or future performance of the property. You and your tax and legal advisors should conduct your own investigation of the property and transaction.



FOR SALE

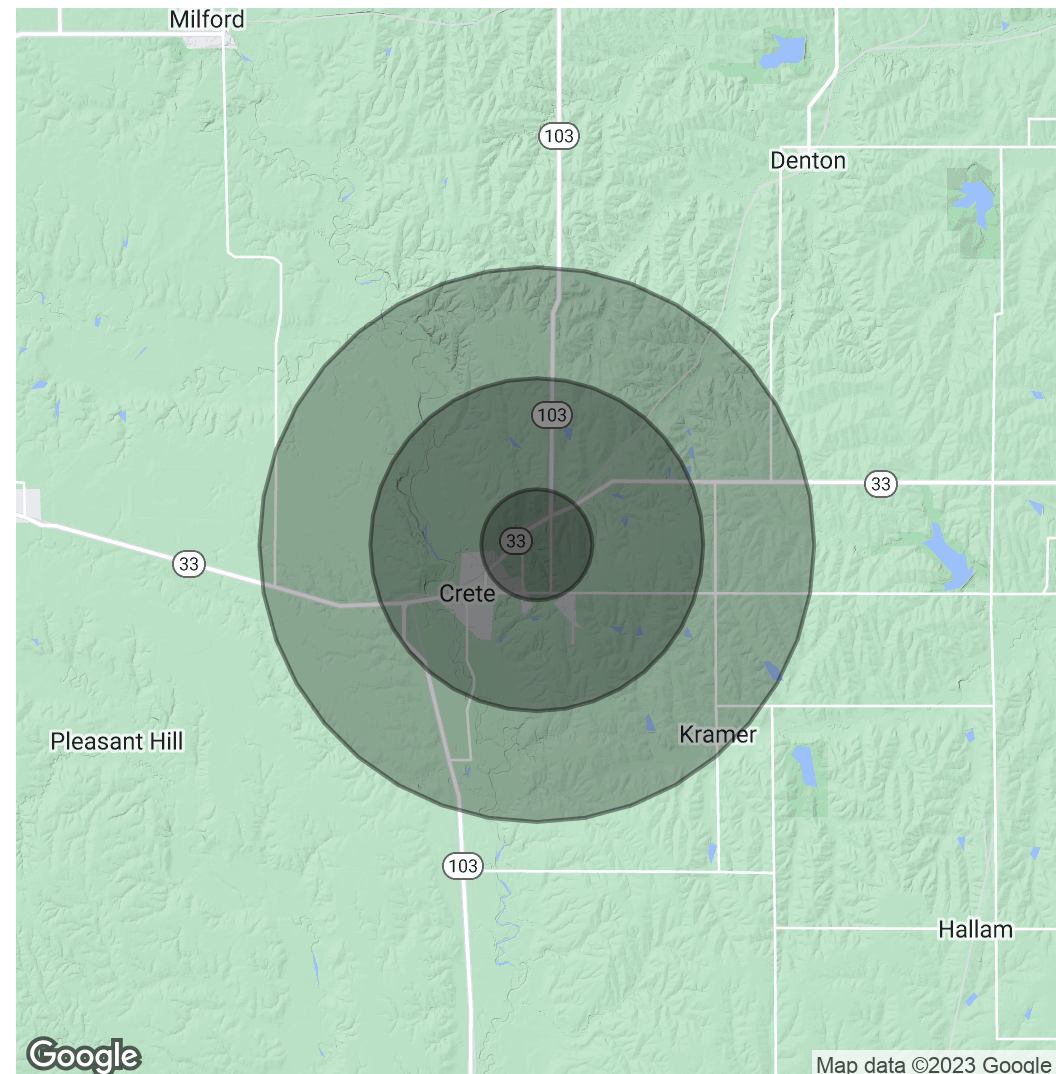
2363 COUNTY RD E, CRETE, NE 68333

Land | 0.5 - 3.053 AC | \$12.00 / SF

POPULATION	1 MILE	3 MILES	5 MILES
Total Population	1,431	5,981	8,171
Average Age	32.7	32.0	34.2
Average Age (Male)	32.3	32.5	32.8
Average Age (Female)	30.3	31.0	33.5

HOUSEHOLDS & INCOME	1 MILE	3 MILES	5 MILES
Total Households	608	2,139	2,935
# of Persons per HH	2.4	2.8	2.8
Average HH Income	\$48,046	\$63,785	\$62,446
Average House Value	\$89,181	\$118,508	\$117,729

* Demographic data derived from 2020 ACS - US Census



CONTACT

Boomer Peterson
bpeterson@lee-associates.com
C 402.430.2318

Ammar Abu-Hamda
abu@lee-associates.com
C 402.430.1982

We obtained the information above from sources we believe to be reliable. However, we have not verified its accuracy and make no guarantee, warranty or representation about it. It is submitted subject to the possibility of errors, omissions, change of price, rental or other conditions, prior sale, lease or financing, or withdrawal without notice. We include projections, opinions, assumptions or estimates for example only, and they may not represent current or future performance of the property. You and your tax and legal advisors should conduct your own investigation of the property and transaction.