



LAKEVILLE CROSSING

LAKEVILLE, MN

CBRE



PROPERTY SUMMARY



FEATURES

- + Newly improved shopping center at the highly trafficked intersection of Cedar Ave & 160th
- + Strong visibility from Cedar Avenue and 160th St
- + Ample parking for customers
- + Great ingress and egress with 3 access points
- + Well established shopping center on the border of Apple Valley and Lakeville
- + According to the City of Lakeville Community Profile: Lakeville has led the metro area for single-family home permits since 2013. The community is forecasted to reach 83,500 residents and 24,800 employees by 2040.



GLA

- + 90,048 SF (combined)



AVAILABLE SPACE

- + 1,010 - 7,029 SF (combined)



TAX / CAM / INS

- + Lakeville Crossing I: \$11.22 psf
- + Lakeville Crossing II: \$7.35 psf



TRAFFIC COUNTS

- + 160th Street: 23,998 VPD
- + Cedar Avenue: 37,203 VPD



AREA RETAILERS



CO-TENANTS



AERIAL OVERVIEW

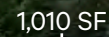




SITE PLAN

SUITE	TENANT	SF
16105	Focused Eye Care	5,309 SF
7590	Lease Signed - National Tenant	35,708 SF
7598	Uptown Cheapskate	3,000 SF
7602	Uptown Cheapskate	1,593 SF
7604	Kumon Math & Reading Center	1,496 SF
7608	Rose Yarn	2,000 SF
7622	USA Marines	1,213 SF
7624	Salon Sidera	1,200 SF
7626	Penzeys Spices	2,358 SF
7630	Title Boxing Club	5,088 SF
7644	Alpha Spine Health & Injury	2,500 SF
7650	Life DRS	1,585 SF
7656	Donut Star	1,740 SF
7670	Carbone's Pizza	8,114 SF
7672	USA Army	3,010 SF
7674	AVAILABLE	1,128 SF
7676	LEASED BUT AVAILABLE	2,500 SF
7678	AVAILABLE	1,680 SF
7680	AVAILABLE	1,721 SF
7686	AVAILABLE	1,370 SF
7688	Fancy Paws Pet Salon	1,000 SF
7690	Strictly Barbershop	1,400 SF
7692	AVAILABLE	1,010 SF
7694	Shaking Boba	1,190 SF
7698	Pho 45	2,594 SF
7700	Jolie's Nails	1,000 SF
7702	Pete Peterson Insurance	1,200 SF
7704	Joy's Thai	1,650 SF







LAKEVILLE CROSSING II

NATIONAL ANCHOR TENANT








DEMOGRAPHIC SUMMARY

THE NEIGHBORHOOD

Located in the northern portion of Lakeville, Lakeville Crossing serves residents from Lakeville, Apple Valley, Burnsville and Rosemount. With a median household income above the US average, the community surrounding the center has the disposable income available to spend on retail, restaurant and entertainment services.

	1 MILE	3 MILES	5 MILES
 POPULATION	14,285	91,651	205,725
 HOUSEHOLDS	5,235	33,151	75,887
 AVERAGE HOUSEHOLD INCOME	\$119,493	\$141,229	\$138,702
 MEDIAN HOUSEHOLD INCOME	\$93,645	\$108,720	\$107,020



KEEP ON **GROWING**

ROB WISE

Senior Vice President
+1 612 336 4274
rob.wise@cbre.com

CHARLIE HEXUM

First Vice President
+1 612 336 4275
charlie.hexum@cbre.com

COLMAN FAGAN

Associate
+1 612 336 4243
colman.fagan@cbre.com

© 2024 CBRE, Inc. This information has been obtained from sources believed reliable. We have not verified it and make no guarantee, warranty or representation about it. Any projections, opinions, assumptions or estimates used are for example only and do not represent the current or future performance of the property. You and your advisors should conduct a careful, independent investigation of the property to determine to your satisfaction the suitability of the property for your needs. Photos herein are the property of their respective owners and use of these images without the express written consent of the owner is prohibited. PMStudio_February2024.

CBRE

