



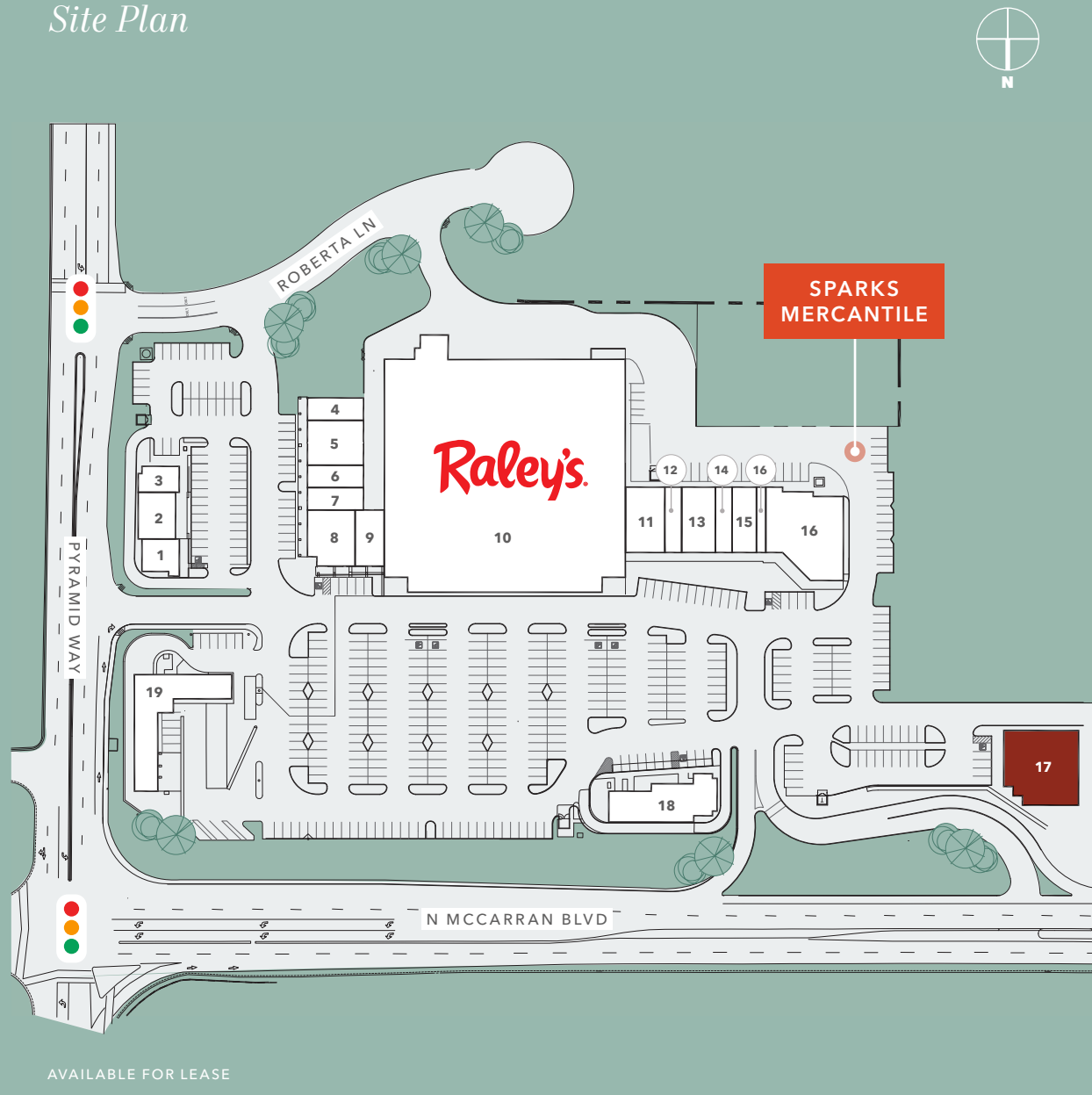
SPARKS MERCANTILE

Retail spaces for lease in a state-of-the-art shopping center located in Sparks, Nevada

2895 N MCCARRAN BLVD, SPARKS, NV 89431



Site Plan



Unit Availability

Unit #	Tenant	Total SF
1	Starbucks	1,400
2	CosmoProf	2,000
3	Poke King	1,100
4	Safari Nails	1,440
5	Pacific Dental Services	2,880
6	Advance America	1,440
7	Foresight Vision Care	1,440
8	Step Korean Bistro	3,000
9	Sawasdee Thai Restaurant	1,856
10	Raley's	63,476
11	Genghis Grill	2,940
12	Papa Murphy's	1,260
13	SK Noodle	2,520
14	Sparks Reflexology & Massage	2,762
15	Pyramid Art Studio & Vapory	1,034
16	Bully's Sports Bar & Grill	6,660
17	Available	6,000
18	McDonalds	4,551
19	Chevron	6,000



DEMOGRAPHICS

POPULATION

	5 Min	7 Min	10 Min
2024 EST. POPULATION	41,697	63,850	114,164
2029 PROJ. POPULATION	39,610	61,163	112,345
2024 MED. AGE	34.4	34.5	34.4
DAYTIME POPULATION	21,089	35,403	81,522

HOUSEHOLD INCOME

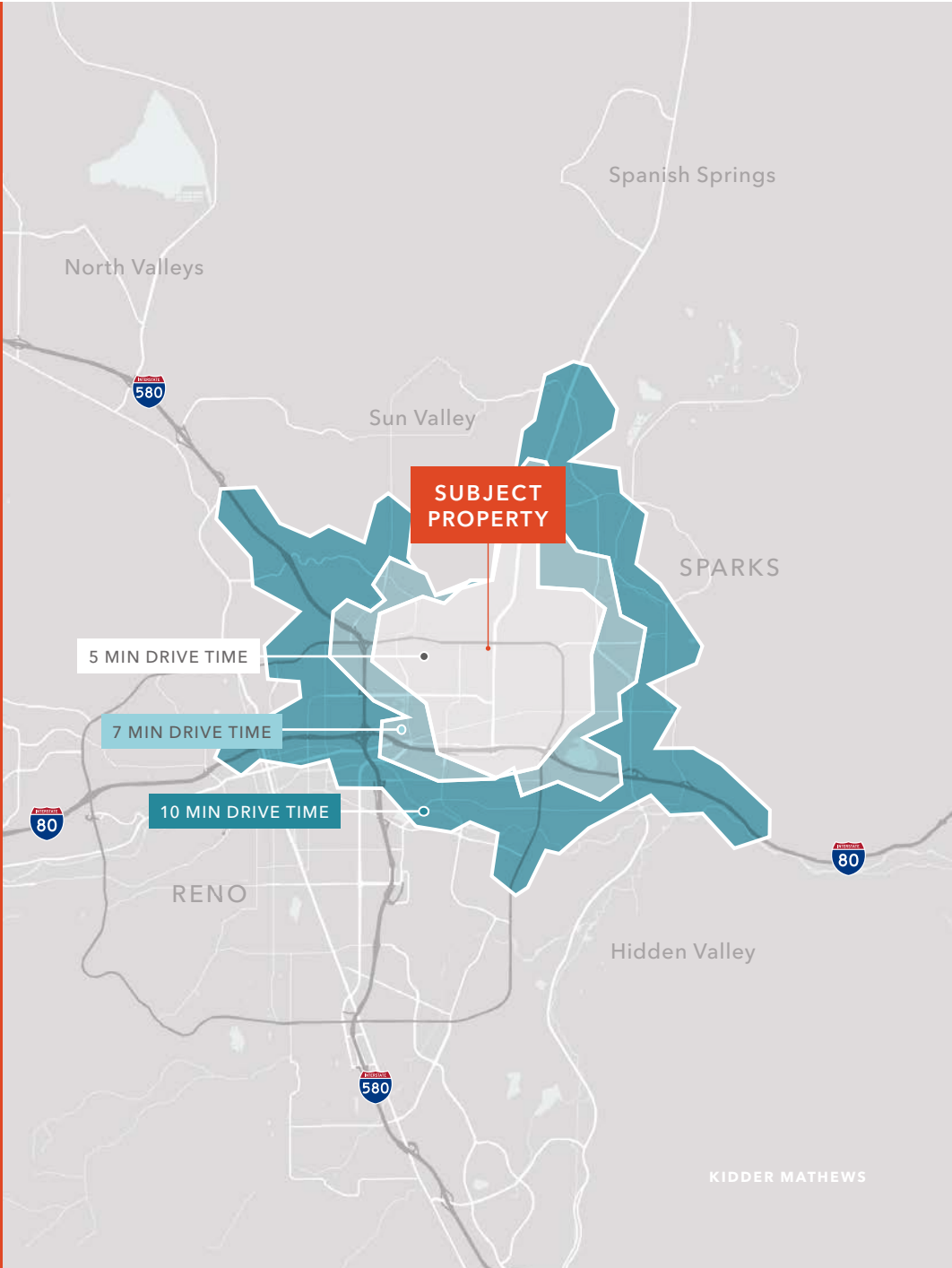
	5 Min	7 Min	10 Min
2024 EST. AVG. HH INCOME	\$86,496	\$84,745	\$87,896
2029 PROJ. AVG. HH INCOME	\$89,853	\$87,801	\$91,673
2024 EST. MED. HH INCOME	\$71,444	\$69,175	\$70,459
2029 PROJ. MED. HH INCOME	\$71,822	\$69,715	\$71,731
2024 EST. PER CAPITA INCOME	\$34,222	\$34,156	\$34,904

HOUSEHOLD

	5 Min	7 Min	10 Min
2024 EST. HH	16,485	25,691	45,122
2029 PROJ. HH	15,819	24,885	44,761
PROJ. ANNUAL GROWTH (2024-2029)	-667	-806	-362
AVG. HH SIZE	2.5	2.5	2.5

CONSUMER EXPENDITURE

	5 Min	7 Min	10 Min
ANNUAL HH EXPENDITURE	\$1.04 B	\$1.58 B	\$2.78 B
ANNUAL RETAIL EXPENDITURE	\$491.72 M	\$746.83 M	\$1.31 B
MONTHLY HH EXPENDITURE	\$5,259	\$5,128	\$5,139
MONTHLY RETAIL EXPENDITURE	\$2,486	\$2,422	\$2,424



RENO-SPARKS MSA SNAPSHOT

Source: ESRI

511,527

2023 EST.
POPULATION

2.5

2023 AVG
HH SIZE

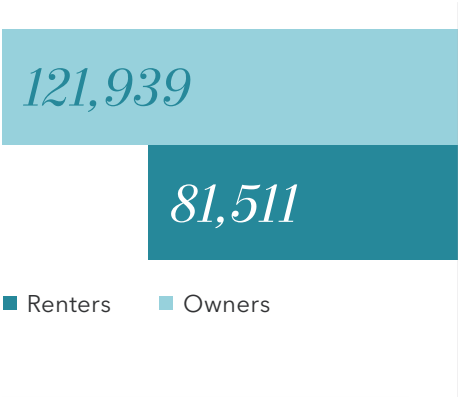
\$110,796

2023 AVG
HH INCOME

38.6

2023 EST.
MEDIAN AGE


Home Ownership



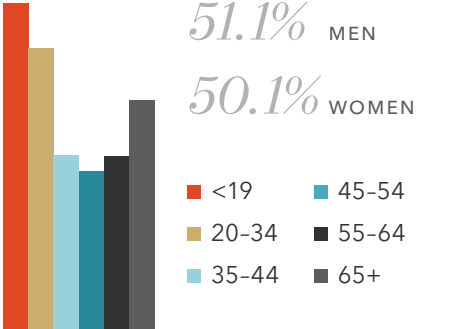
Race & Ethnicity

WHITE	62.9%
ASIAN	5.8%
PACIFIC ISLANDER	0.8%
AFRICAN-AMERICAN	2.5%
HISPANIC	26.3%
TWO OR MORE RACES	13.7%

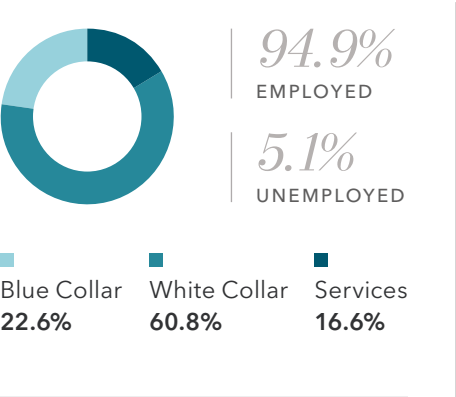
Education



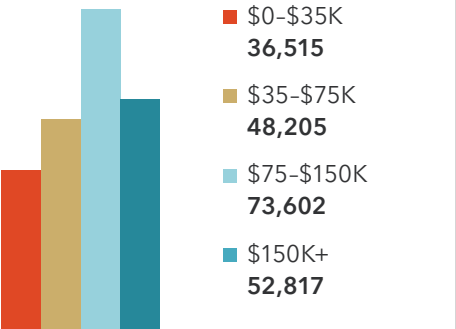
Gender & Age



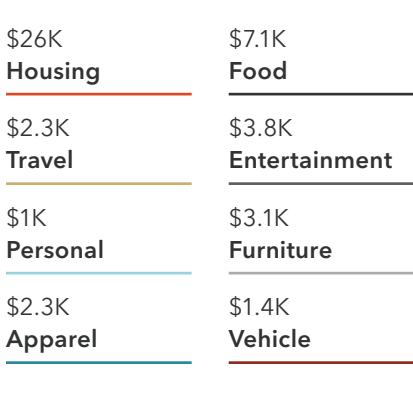
Employment



Income by Household



Household Spending





Exclusively listed by

SHAWN SMITH
775.470.8878
shawn.smith@kidder.com
LIC N° BS.0046702

SEAN RETZLOFF
775.470.8879
sean.retzloff@kidder.com
LIC N° S.0182046

KIDDER.COM

This information supplied herein is from sources we deem reliable. It is provided without any representation, warranty, or guarantee, expressed or implied as to its accuracy. Prospective Buyer or Tenant should conduct an independent investigation and verification of all matters deemed to be material, including, but not limited to, statements of income and expenses. Consult your attorney, accountant, or other professional advisor. All Kidder Mathews designs are the sole property of Kidder Mathews. Branded materials and layouts are not authorized for use by any other firm or person.