

Premium OFFICE/RETAIL Condos For Sale

PRICE ADJUSTMENT

FEE SIMPLE - CHOOSE YOUR SPACE

\$280,000.00 - \$380,000.00

- MARKET POTENTIAL
- WHY RENT WHEN YOU CAN OWN?
- STRATEGIC LOCATION
- FRONTAGE ON KALAKAUA AVE
- HIGH FOOT TRAFFIC & VISIBILITY
- LUXURY AMENITIES
- FEE SIMPLE

WAIKIKI LANDMARK

1888 KALAKAUA AVE, HONOLULU, HI 96815

AVAILABLE

UNIT #C-304

ASKING PRICE

\$280,000.00 FS

TMK # (1) 2-6-14-39-209

483 SQ FT

3RD FLOOR

ZONING - RESCOM

UNIT #C-307

ASKING PRICE

\$380,000.00 FS


TMK # (1) 2-6-14-39-212

648 SQ FT

3 3RD FLOOR

ZONING - RESCOM

**ALSO FOR LEASE - \$4/SF GROSS
INCLUDES CAM**



Posted 11/13/25. The information presented was obtained from sources believed reliable. While we do not doubt its accuracy, we have not verified it and make no guarantee, warranty or representation about it.



**Hawaii
Commercial
Real Estate**
hawaiicre.com



VICTOR ARCAYENA (S)
RS#70259
Senior Vice President
(808) 292-9154
Victor@hawaiicre.com



RYLAND HART (S)
RS #87807
Investment Property Sales
(808) 499-4801
Ryland@hawaiicre.com

Focus + Experience = RESULTS




COMMERCIAL
BROKERS
INTERNATIONAL
cbiinternational.com

Premium OFFICE/RETAIL Condos For Sale



WAIKIKI LANDMARK

1888 KALAKAUA AVE, HONOLULU, HI 96815



**Hawaii
Commercial
Real Estate**
hawaiiCRE.com



VICTOR ARCAYENA (S)
RS#70259
Senior Vice President
(808) 292-9154
Victor@hawaiiCRE.com



RYLAND HART (S)
RS #87807
Investment Property Sales
(808) 499-4801
Ryland@hawaiiCRE.com

Focus + Experience = RESULTS



**COMMERCIAL
BROKERS
INTERNATIONAL**
cbiinternational.com

Premium OFFICE/RETAIL Condos For Sale



WAIKIKI LANDMARK

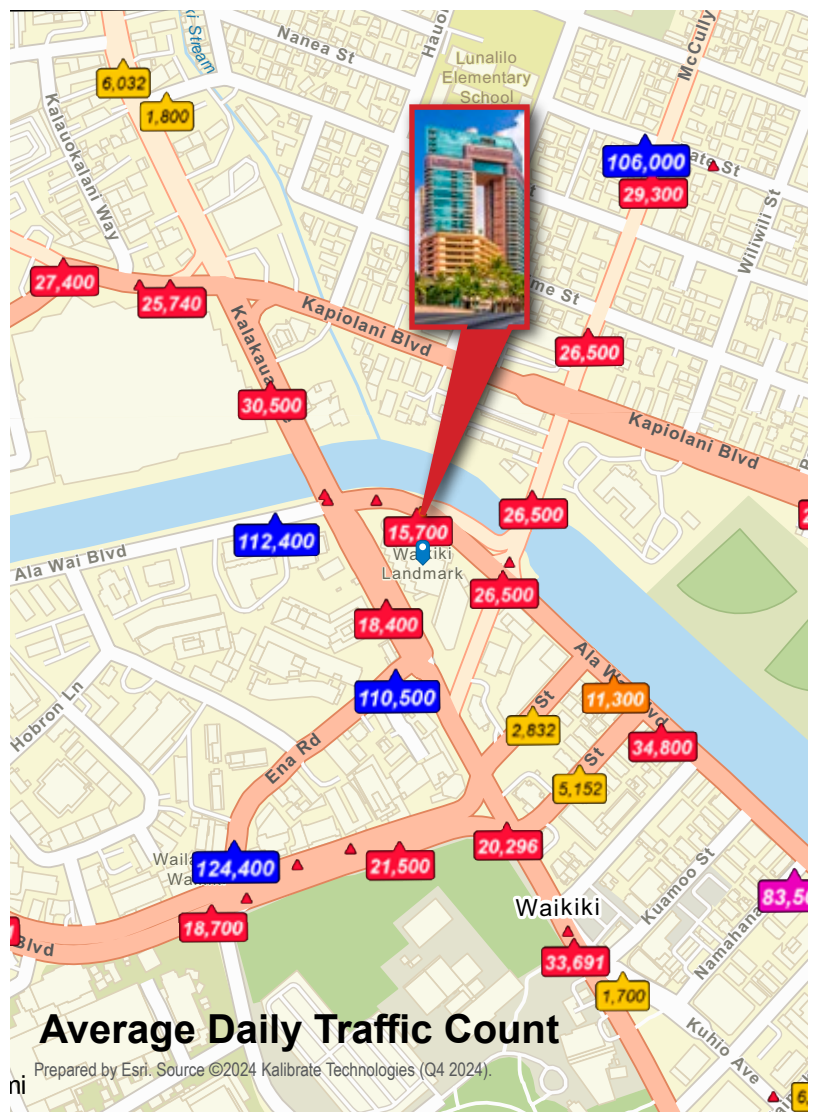
1888 KALAKAUA AVE, HONOLULU, HI 96815

BUSINESS SUMMARY 1-3 MILE RADIUS*

BUSINESS TYPE	1 Mile	3 Mile	5 Mile
Retail Trade	1,463	3,100	3,828
Finance, Insurance, Real Estate	665	1,884	2,090
Services	2,037	6,509	7,758
Government	22	548	607



*Source: Copyright 2024 Data Axle, Inc. All rights reserved. Esri Total Population forecasts for 2024. Date Note: Data on the Business Summary report is calculated using which uses census block groups to allocate business summary data to custom areas.



Average Daily Traffic Count

Prepared by Esri. Source ©2024 Kalibrate Technologies (Q4 2024).



**Hawaii
Commercial
Real Estate**
hawaiiCRE.com



VICTOR ARCAYENA (S)
RS#70259
Senior Vice President
(808) 292-9154
Victor@hawaiiCRE.com



RYLAND HART (S)
RS #87807
Investment Property Sales
(808) 499-4801
Ryland@hawaiiCRE.com

Focus + Experience = RESULTS



COMMERCIAL
BROKERS
INTERNATIONAL
cbiinternational.com

Premium OFFICE/RETAIL Condos For Sale

WAIKIKI LANDMARK

1888 KALAKAUA AVE, HONOLULU, HI 96815



WAIKIKI LANDMARK is situated at the gateway of Waikiki, one of the most popular tourist destinations in Hawaii. Its proximity to Ala Moana, McCully, Mō'ili'ili and Kaka'ako ensures high foot traffic and visibility for retail businesses for both locals and visitors.

With the ongoing popularity of Waikiki as a tourist destination, there is strong potential for rental income and property value appreciation.

Source: www.hawaiiliving.com/oahu/honolulu/metro/waikiki-landmark-waikiki-condos-for-sale/



**Hawaii
Commercial
Real Estate**
hawaiicre.com



VICTOR ARCAYENA (S)
RS#70259
Senior Vice President
(808) 292-9154
Victor@hawaiicre.com



RYLAND HART (S)
RS #87807
Investment Property Sales
(808) 499-4801
Ryland@hawaiicre.com

Focus + Experience = RESULTS



COMMERCIAL
BROKERS
INTERNATIONAL
cbiinternational.com