



Accelerating success

Retail Space For Lease

EAST LIBERTY PLACE

5830 Penn Avenue
Pittsburgh, PA 15206

Property Details

- 1,470 SF availability
- Adjacent to Whole Foods
- Prime frontage on Penn Avenue
- On site parking available
- Excellent demographics
- Join retailers ***Noodles & Company, Nothing Bundt Cakes, Cleanjuice, and Three Minute Fitness***



Mark E. Anderson
Senior Vice President | Pittsburgh
Retail Brokerage
+1 412 515 8521
marke.anderson@colliers.com



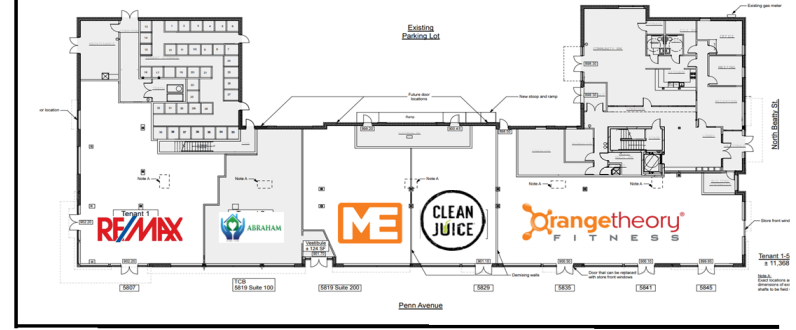
This document/email has been prepared by Colliers for advertising and general information only. Colliers makes no guarantees, representations or warranties of any kind, expressed or implied, regarding the information including, but not limited to, warranties of content, accuracy and reliability. Any interested party should undertake their own inquiries as to the accuracy of the information. Colliers excludes unequivocally all inferred or implied terms, conditions and warranties arising out of this document and excludes all liability for loss and damages arising there from. This publication is the copyrighted property of Colliers and/or its licensor(s). © 2024. All rights reserved. This communication is not intended to cause or induce breach of an existing listing agreement. Colliers Pittsburgh.



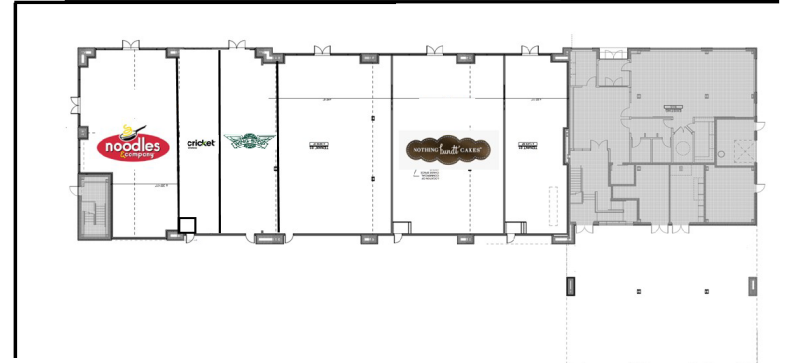
Tenant Layout & Floor Plan



S. Euclid



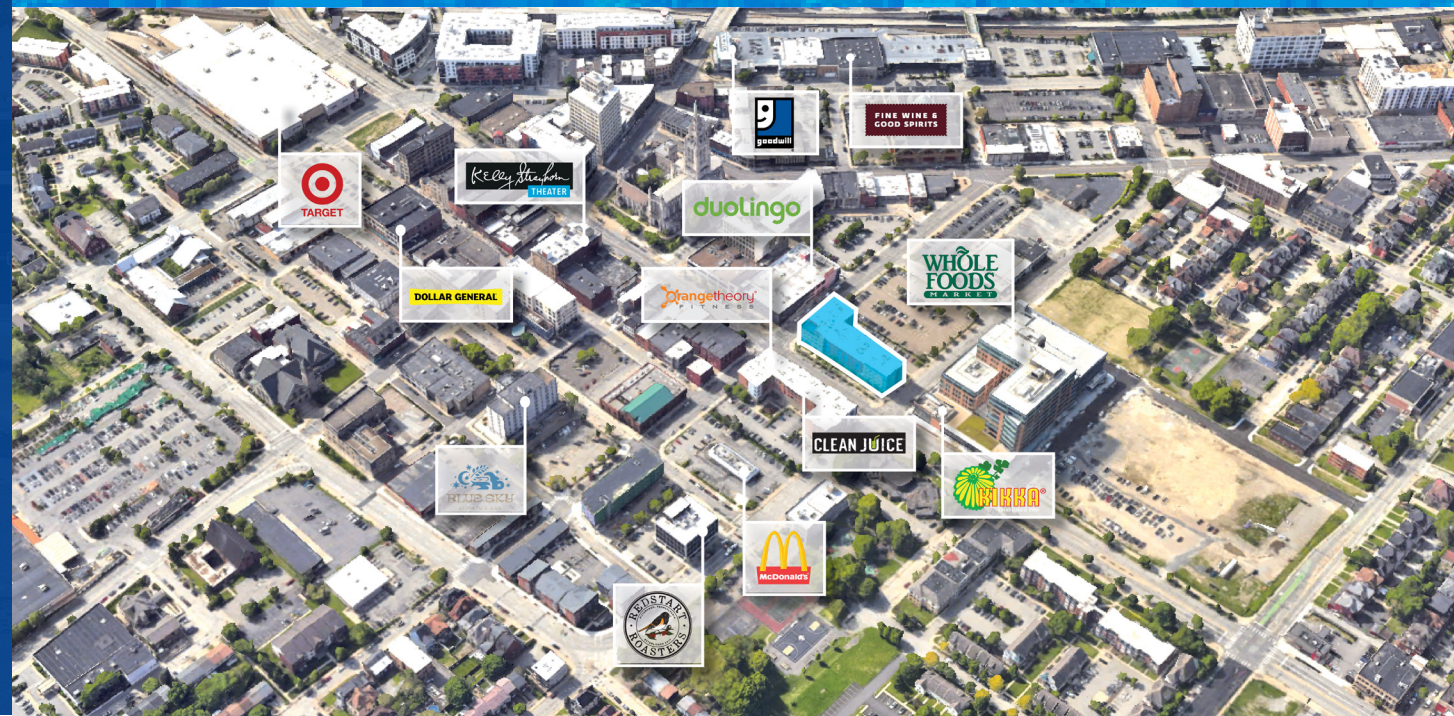
Penn Avenue



East Liberty Place

- Adjacent to recently opened 50,667 SF Whole Foods Market
- Minutes from Carnegie Mellon University, Chatham University, University of Pittsburgh, and UPMC
- Conveniently located near East End neighborhoods Shaydside, Bloomfield, Garfield and Lawrenceville

Retailer Map



1 Mile Demographics Report

Population Trend



35,972

2000 Total Population



32,399

2010 Total Population



35,063

Current Total Population



35,338

5 Yr Projected Total Population

Median Household Income



\$59,155

Current Median HH Income



\$69,331

5 Yr Projected Median HH Income

Average Household Income



94,317

Current Average HH Income



111,368

5 Yr Projected Avg HH Income

Per Capita Income



\$50,630

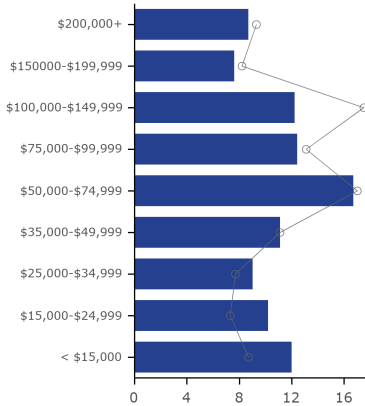
Current Per Capita Income



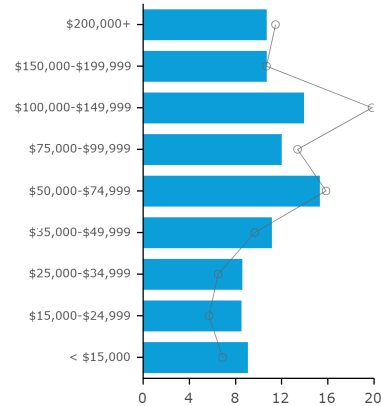
\$59,928

5 Year Projected Per Capita Income

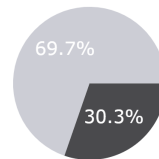
Current HH By Income



5 Yr Projected HH By Income



Current Housing By Ownership



● Owner Occupied HUs ● Renter Occupied HUs

5 Yr Projected Housing By Ownership

