


2820 NW Sheridan Rd, Lawton, OK 73505

\$210,000.00

LAND FOR SALE



SALE PRICE

\$210,000

PROPERTY OVERVIEW

Great retail/restaurant parcel of land for sale on the hard corner of high traffic NW Sheridan Rd and NW Ozmun Ave, just south of Rogers Ln (US Hwy 62). This ±15,000sf parcel offers quick access right off the highway and is the second developed commercial property south of Fort Sill Army Base. Surrounding businesses include Solid Plumbing, Impact Center, and Chung's Korean Restaurant and Bar.

OFFERING SUMMARY

Lot Size: ±0.34 Acres/
±15,000 SF

Zoning: C-5

PROPERTY HIGHLIGHTS

- Retail/restaurant parcel of land for sale on the hard corner of high traffic NW Sheridan Rd and NW Ozmun Ave
- ±15,000sf parcel offers quick access right off the highway and close proximity to Fort Sill Army Base
- Surrounding businesses include Solid Plumbing, Impact Center, and Chung's Korean Restaurant and Bar

JASON WELLS

580.353.6100

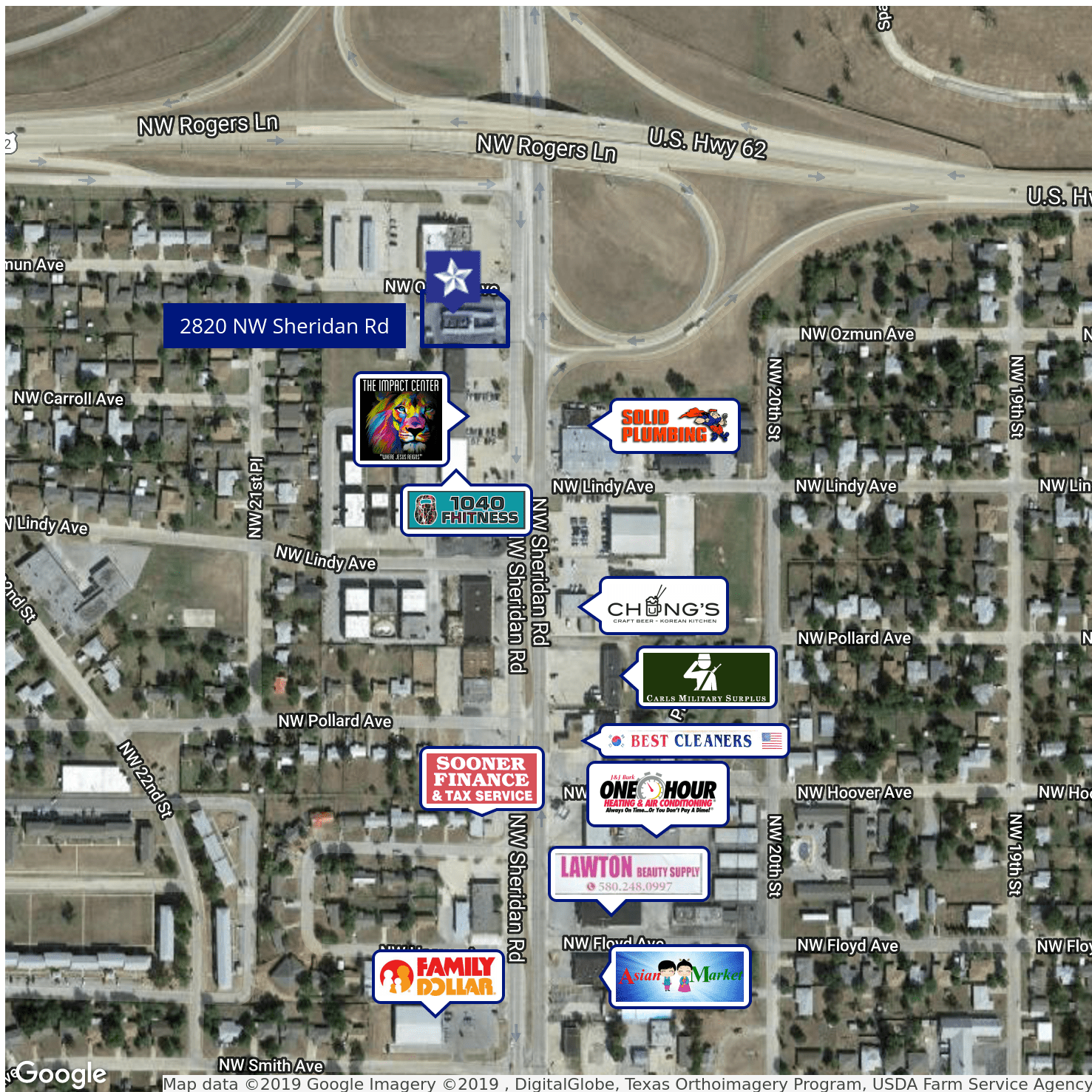
jwells@insightbrokers.com

Measurements and other information are obtained from Owner and/or other reliable sources and are offered as an aid for investment analysis. Although deemed reliable, information is not guaranteed and is provided subject to errors, omissions, prior sale or withdrawal.

2820 NW Sheridan Rd, Lawton, OK 73505

\$210,000.00

LAND FOR SALE

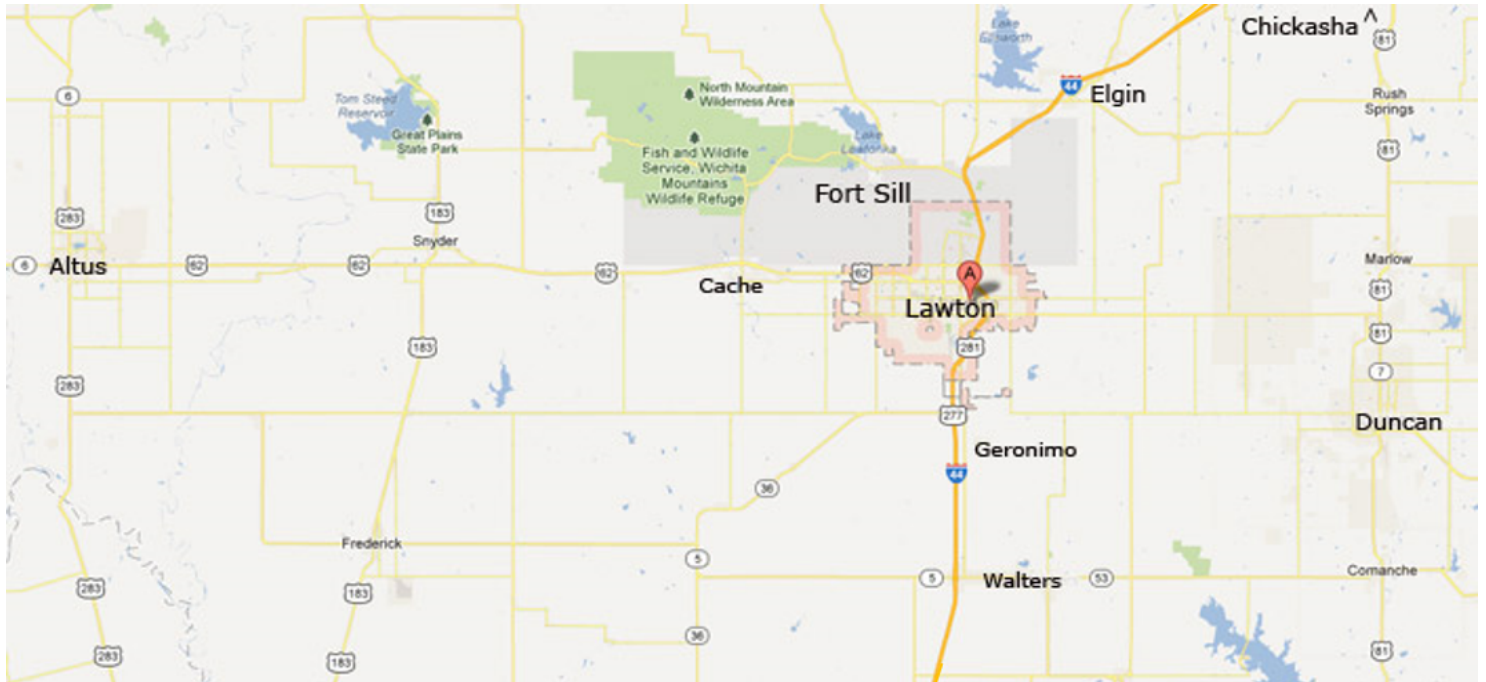


JASON WELLS

580.353.6100

jwells@insightbrokers.com





REGION

Lawton has become the regional employment and retail center for southwest Oklahoma. Lawton supports a retail community of almost 300,000 people, all within a 45 minute drive. The greater Lawton region includes Wichita Falls, TX and the smaller towns of Cache, Duncan, Altus, Geronimo, Walters, Elgin, Chickasha, Marlow and Rush Springs, as well as the Fort Sill military installation and the Wichita Mountains Wildlife Refuge.

LABOR FORCE

The greater Lawton area has gone through some healthy growth over the past 6 years that has resulted in a larger workforce. One of the strongest assets of the region is the population of skilled workers. Not only does the region recruit from its own residents in Lawton-Fort Sill, but also from the nearby communities and unincorporated areas of the 7 county area. On average, in a 45 minute radius from different points within the region, you can find an available workforce of approximately 350,000.

FORT SILL

Fort Sill is one of the largest employers in Oklahoma with about 7,300 civilian employees, 9,000 soldiers stationed at the fort and another 5,500 soldiers rotating through for training. It has become a technology test and training hub of the United States. Fort Sill really is a twin city to Lawton right next door. The Army post has hotels, restaurants, day care centers, homes, shops – a city all by itself. But Fort Sill relies as much on Lawton as Lawton benefits from the \$2 billion economic impact generated by Fort Sill. Fort Sill is more than a great community partner and a major economic generator for the state of Oklahoma, it is also a workforce producer that delivers quality and technically experienced personnel when they leave the military.

JASON WELLS

580.353.6100

jwells@insightbrokers.com