

Owned & Operated By:



Retail Space Available

Anchor Opportunity

4025 Poplar Level Road
Louisville, KY



Property Features

- + 41,367± square feet available
- + 144' of frontage
- + High traffic area
- + Adjacent to Kroger
- + Tenants include Auto Zone & Planet Fitness
- + Centrally located in Louisville with easy access to interstates
- + Poplar Level Road traffic count: 28,400 VPD

Contact Us

Clay Hunt

First Vice President
+1 502 412 7607
clay.hunt@cbre.com

Robert Schwartz

Senior Vice President
+1 502 412 7606
robert.schwartz@cbre.com

Bryan Schwartz

Associate
+1 502 412 7635
bryan.schwartz@cbre.com

Retail Space Available

4025 Poplar Level Road | Louisville, KY

For Lease








Retail Space Available

4025 Poplar Level Road | Louisville, KY

For Lease

2023 Estimated Demographics

	1 MILE	2 MILES	3 MILES	4 MILES
 DAYTIME POPULATION				
2024 Daytime Population	10,338	48,604	98,536	224,839
Daytime Workers	7,382 71.4%	32,410 66.7%	58,804 59.7%	142,476 63.4%
Daytime Residents	2,956 28.6%	16,194 33.3%	39,732 40.3%	82,363 36.6%
 HOUSEHOLDS				
2024 Households - Current Year Estimate	2,741	15,368	38,801	75,879
2029 Households - Five Year Projection	2,691	15,099	38,313	75,715
2010 Households - Census	2,753	15,630	38,615	74,104
 POPULATION				
2024 Population - Current Year Estimate	6,139	34,611	85,563	170,933
2029 Population - Five Year Projection	6,063	34,161	84,812	171,331
2020 Population - Census	6,386	35,693	87,215	173,765
2010 Population - Census	6,325	34,906	85,368	166,018
2020-2024 Annual Population Growth Rate	-0.92%	-0.72%	-0.45%	-0.39%
2024-2029 Annual Population Growth Rate	-0.25%	-0.26%	-0.18%	0.05%
 HOUSEHOLD INCOME				
2024 Average Household Income	\$102,989	\$103,042	\$96,029	\$83,287
2029 Average Household Income	\$120,957	\$119,686	\$110,669	\$95,714
2024 Median Household Income	\$78,180	\$74,588	\$66,593	\$56,129
2029 Median Household Income	\$88,492	\$84,845	\$77,409	\$64,300
2024 Per Capita Income	\$45,261	\$45,537	\$44,032	\$37,449
2029 Per Capita Income	\$52,887	\$52,655	\$50,481	\$42,794
 AGE				
2024 Median Age	41.7	40.2	38.4	36.3

Contact Us

Clay Hunt

First Vice President
+1 502 412 7607
clay.hunt@cbre.com

Robert Schwartz

Senior Vice President
+1 502 412 7606
robert.schwartz@cbre.com

Bryan Schwartz

Associate
+1 502 412 7635
bryan.schwartz@cbre.com

© 2024 CBRE, Inc. All rights reserved. This information has been obtained from sources believed reliable but has not been verified for accuracy or completeness. CBRE, Inc. makes no guarantee, representation or warranty and accepts no responsibility or liability as to the accuracy, completeness, or reliability of the information contained herein. You should conduct a careful, independent investigation of the property and verify all information. Any reliance on this information is solely at your own risk.