

OPTION LIST

☐ = OPTION NOT INCLUDED IN SET ■ = OPTION INCLUDED IN SET

CONSTRUCTION / PRODUCT WARRANTIES THESE CONSTRUCTION DOCUMENTS NOTE SPECIFIC PRODUCTS, DETAILS AND SPECIFICATIONS THAT WILL PROVIDE CONSTRUCTION / PRODUCT WARRANTIES FOR THE FOLLOWING AREAS OF CONSTRUCTION: ROOFING (DURALST) INTERIOR AND EXTERIOR TILE (LATICRETE) ALTERING THESE DOCUMENTS MAY ALTER THE WARRANTY GUIDELINES. STO, DURALST AND LATICRETE WILL BE REQUIRED TO APPROVE THE DRAWINGS TO MAINTAIN THE WARRANTIES. THE CONTRACTOR IS ALSO RESPONSIBLE FOR CONTACTING STO, DURALST AND LATICRETE FOR ON-SITE INSTALLATION INSPECTIONS OF EACH ON THE AREAS OF WORK.

Table with 6 columns: INTERIOR OPTIONS (DESCRIPTION), EXTERIOR OPTIONS (DESCRIPTION), DESCRIPTION, DESCRIPTION, DESCRIPTION, DESCRIPTION. Includes items like BACKLIT MENU BOARD, MUSIC W/ CEILING MOUNTED SPEAKERS, RAISED CAMEL COLORED CENTER CEILING IN DINING ROOM, NEW BUILDING SIGNAGE, PUW VESTIBULE, NICHHA PANEL WAINSCOT, etc.

GENERAL NOTES

- 1. DISCREPANCIES BETWEEN THESE DOCUMENTS AND THE ACTUAL FIELD CONDITIONS SHALL BE BROUGHT TO THE ATTENTION OF THE ARCHITECT BEFORE PROCEEDING WITH WORK.
2. REVIEW DOCUMENTS AND VERIFY DIMENSIONS AND FIELD CONDITIONS AND CONFIRM THAT WORK IS CONSTRUCTIBLE AS SHOWN.
3. DO NOT SCALE DRAWINGS. WRITTEN DIMENSIONS GOVERN PARTITION LOCATIONS.
4. INTERIOR DIMENSIONS ARE TO THE FACE OF NEW STUD, UNLESS NOTED OTHERWISE.
5. COLUMN CENTER LINE (OR GRID LINES) ARE SHOWN FOR DIMENSIONING.
6. MARK LOCATIONS OF PARTITIONS AND DOORS FOR REVIEW BY THE OWNER'S REPRESENTATIVE PRIOR TO INSTALLATION.
7. CONTRACTOR IS REQUIRED TO SCHEDULE A PRE-CONSTRUCTION MEETING WITH THE OWNER'S REPRESENTATIVE TO REVIEW SPECIFIC REQUIREMENTS.
8. WHEN CONTRACTOR ACCEPTS DELIVERY OF ALL ITEMS NOTED ON PLANS WHETHER IN CONTRACT OR NOT IN CONTRACT, HE SHALL BE RESPONSIBLE FOR LOSS AND/OR DAMAGE TO THESE ITEMS.
9. THE CONTRACTOR SHALL MAINTAIN, FOR THE ENTIRE DURATION OF THE WORK, ALL EXITS, EXIT/EGRESS LIGHTING, FIRE PROTECTION DEVICES AND ALARMS IN CONFORMANCE WITH ALL APPLICABLE CODES AND ORDINANCES.
10. EXISTING WORK: WITH PRIOR APPROVAL OF THE OWNER'S REPRESENTATIVE AND RETURN OF PROPER CREDIT, EXISTING WORK WHICH FITS THE SCHEME MAY BE RE-USED.
11. DEMOLITION: REMOVE INTERIOR PARTITIONS, CASEWORK, STOREFRONTS, CEILING, FINISHED FLOORING AND OTHER ITEMS NOT USED IN NEW SCHEME.
12. SAW CUTTING AND CORING LOCATIONS SHALL BE REVIEWED IN FIELD AND COORDINATED WITH THE OWNER'S REPRESENTATIVE PRIOR TO CUTTING/CORING.
13. DURING ALL PHASES OF WORK, DO NOT DISTURB THE DELIVERIES AND FUNCTIONS OF ADJACENT AND NEIGHBORING TENANTS.
14. 'TYP.' MEANS THAT THE CONDITION IS REPRESENTATIVE FOR SIMILAR CONDITIONS THROUGHOUT, UNLESS OTHERWISE NOTED.
15. PROVIDE PORTABLE FIRE EXTINGUISHER(S) IN ACCORDANCE WITH NFPA 10, WITH U.L. LABEL AND A RATING OF NOT LESS THAN 2-A WITH 75 FT. TRAVEL DISTANCE TO ALL POSITIONS OF RESTAURANT OR AS DIRECTED BY THE FIRE DEPARTMENT FIELD INSPECTOR.
16. EXTERIOR BUILDING SIGNS SHALL BE SUBMITTED UNDER SEPARATE PERMIT APPLICATION FOR REVIEW AND APPROVAL AS REQUIRED BY LOCAL AUTHORITIES.
17. PRIOR TO COMMENCEMENT OF WORK - OBTAIN A COPY OF THE BUILDING CONSTRUCTION PERMIT FROM THE JURISDICTION HAVING AUTHORITY (JHA) AND A COPY OF THE SET OF CONSTRUCTION DOCUMENTS SIGNED AND SEALED BY A LICENSED DESIGN PROFESSIONAL FOR ALL DISCIPLINES AS REQUIRED AND USED TO OBTAIN THE BUILDING PERMIT.
18. IF REQUIRED BY LOCAL JURISDICTION - SPRINKLER, LIFE SAFETY, AND FIRE ALARM SYSTEMS ARE TO BE DESIGNED AND SUBMITTED FOR REVIEW AND APPROVAL BY LOCALLY LICENSED DESIGN PROFESSIONAL.
19. EXISTING ENERGY MANAGEMENT SYSTEM (VERIFY IN FIELD) TO REMAIN IN STORE AND BE FULLY FUNCTIONAL AND OPERATIONAL AT COMPLETION OF REMODEL PROJECT.
20. COORDINATE SALVAGE AND REUSE OF EXISTING FIXTURES AND EQUIPMENT WITH WENDY'S OR FRANCHISEE REPRESENTATIVE.
21. BIDDERS REFER TO WENDY'S APPROVED SUPPLIER LIST ON SHEET A6.2 TO OBTAIN NATIONAL ACCOUNT PHONE NUMBERS AND CONTACTS.
22. SEE STRUCTURAL DRAWINGS AND SPECS FOR CONCRETE TYPE.
23. GC IS RESPONSIBLE FOR FINDING AND LOCATING ALL UNDERGROUND UTILITIES IN AREAS OF EXCAVATION PRIOR TO DIGGING. ACCIDENTAL INTERRUPTION OF THESE SERVICES DURING CONSTRUCTION WILL BE THE RESPONSIBILITY OF THE GC. PRIOR TO DIGGING, GC TO CALL LOCAL UTILITY LOCATION SERVICE.

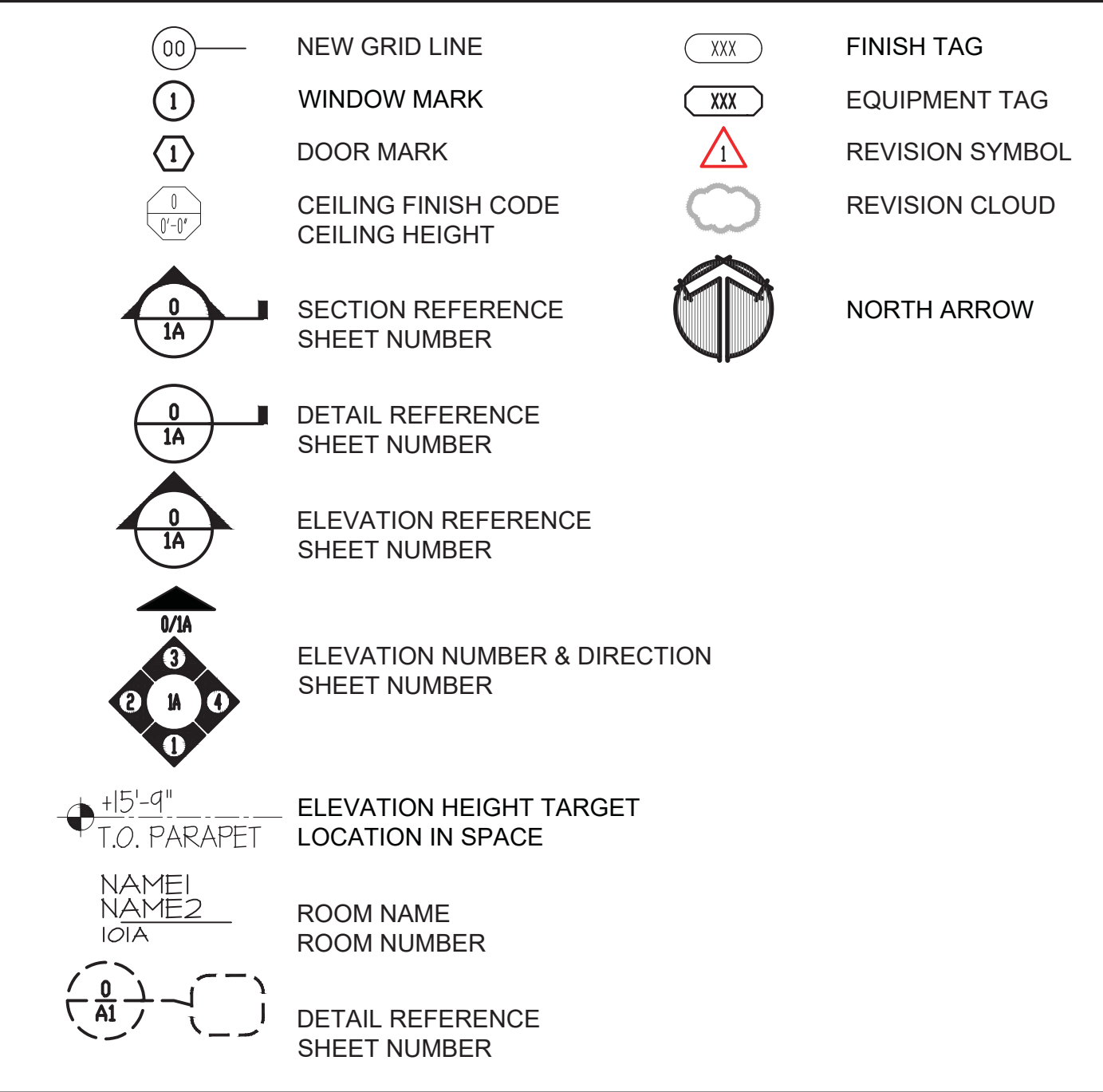
ABBREVIATIONS table listing codes and their meanings: Q CENTERLINE, ACM ALUMINUM COMPOSITE PANEL, ACT ACOUSTICAL CEILING TILE, ADJ. ADJUSTABLE, A.F.F. ABOVE FINISH FLOOR, ALUM. ALUMINUM, AOR ARCHITECT OF RECORD, ARCH. ARCHITECTURAL, BD. BOARD, BLDG. BUILDING, BLKG. BLOCKING, BM. BEAM, BOT. BOTTOM, CAB. CABINET, CER. CERAMIC, CLG. CEILING, CLKG. CAULKING, CLR. CLEAR, COL. COLUMN, CONC. CONCRETE, CONT. CONTINUOUS, DBL. DOUBLE, DEMO. DEMOLISH, DEMO'D. DEMOLISHED, DET. DETAIL, DIA. DIAMETER, DIM. DIMENSION, DNDUNO DO NOT DEMOLISH UNLESS NOTED OTHERWISE, DR. DOOR, DS. DOWNSPOUT, DWG. DRAWING, (E) EXISTING, E. EAST, EA. EACH, ELEV. ELEVATION, ELEC. ELECTRICAL, EMER. EMERGENCY, EQ. EQUAL, F/MAF. FACE OF MASONRY, F.E. FIRE EXTINGUISHER, F.O. FACE OF, F.O.F. FACE OF FINISH, F.O.S. FACE OF STUDS, F/F. FINISH TO FINISH, F/R. FIRE RETARDANT, FIN. FINISH, FL. FLOOR, FLUOR. FLUORESCENT, FT. FOOT, FEET, F.V. FIELD VERIFY, G.B. GRAB BAR, G.C. GENERAL CONTRACTOR, GA. GAUGE, GL. GLASS, GYP. GYPSUM, H. HIGH, H.C. HOLLOW CORE, H.M. HOLLOW METAL, HC. HANDICAPPED, HDWD. HARDWOOD, HORIZ. HORIZONTAL, HGT. HEIGHT, H.T. HANGER-TIGHT UNIT, HVAC HEATING, VENTILATION, AIR CONDITIONING INSIDE DIAMETER INSULATION, I.D. INSUL., INSUL. INSULATION, JT. JOINT, KES. KITCHEN EQUIPMENT SUPPLIER, LAM. LAMINATE, LB(S). POUND(S), MAX. MAXIMUM, MECH. MECHANICAL, MFR. MANUFACTURER, MGR. MANAGER, MIN. MINIMUM, MISC. MISCELLANEOUS, MTL. METAL, N. NORTH, N.I.C. NOT IN CONTRACT, N.T.S. NOT TO SCALE, (N) NEW, NO. NUMBER, NOM. NOMINAL, O.D. OUTSIDE DIAMETER, OPNG. OPENING, OPP. OPPOSITE, P.LAM. PLASTIC LAMINATE, PL. PLATE, PLAS. PLASTER, PLYWD. PLYWOOD, PR. PAIR, PROV'D. PROVIDED, PT. POINT, P.T. PRESSURE-TREATED, RAD. RADIUS, REF. REFERENCE, REG. REGISTER, REQ'D. REQUIRED, RM. ROOM, S. SOUTH, S.C. SOLID CORE, S.F. SQUARE FOOT, S.S. STAINLESS STEEL, SCHED. SCHEDULE, SH. SHEET, SIM. SIMILAR, SPEC. SPECIFICATION, SQ. SQUARE, STD. STANDARD, STL. STEEL, STOR. STORAGE, SUSP. SUSPENDED, T.O.S. TOP OF SLAB, T.O. TOP OF, TEL. TELEPHONE, THK. THICK, TYP. TYPICAL, U.N.O. UNLESS NOTED OTHERWISE, VERT. VERTICAL, V.I.F. VERIFY IN FIELD, W. WEST, W/ WITH, W/C WATER CLOSET, W/O WITHOUT, W/R WATER RESISTANT, WD. WOOD

DESCRIPTIVE SUMMARY OF WORK
THE WORK INCLUDES ALL LABOR, MATERIALS, AND EQUIPMENT TO BUILD, FINISH, AND PROVIDE ALL SITE WORK AND UTILITIES, FOR A PROPOSED REMODEL OF AN EXISTING RESTAURANT FOR THE "OWNER". THE WORK SHALL INCLUDE ALL ITEMS REQUIRED AS SHOWN ON THE DRAWINGS. IN ADDITION ALL WORK ASSOCIATED WITH THE REPAIR/REPLACEMENT OF ANY PAVING, PARKING, WALKWAYS, PATIO SLAB, AND SITE UTILITIES TO THE BUILDING ARE TO BE PROVIDED IN THIS CONTRACT. ALL MECHANICAL EQUIPMENT AND SYSTEMS, ALL ELECTRICAL SYSTEMS, AND EQUIPMENT ARE TO BE INCLUDED FOR A COMPLETE OPERATING SYSTEM WITH COORDINATION AND INSTALLATION INCLUDED.

ABBREVIATIONS

ABBREVIATIONS table listing codes and their meanings: Q CENTERLINE, ACM ALUMINUM COMPOSITE PANEL, ACT ACOUSTICAL CEILING TILE, ADJ. ADJUSTABLE, A.F.F. ABOVE FINISH FLOOR, ALUM. ALUMINUM, AOR ARCHITECT OF RECORD, ARCH. ARCHITECTURAL, BD. BOARD, BLDG. BUILDING, BLKG. BLOCKING, BM. BEAM, BOT. BOTTOM, CAB. CABINET, CER. CERAMIC, CLG. CEILING, CLKG. CAULKING, CLR. CLEAR, COL. COLUMN, CONC. CONCRETE, CONT. CONTINUOUS, DBL. DOUBLE, DEMO. DEMOLISH, DEMO'D. DEMOLISHED, DET. DETAIL, DIA. DIAMETER, DIM. DIMENSION, DNDUNO DO NOT DEMOLISH UNLESS NOTED OTHERWISE, DR. DOOR, DS. DOWNSPOUT, DWG. DRAWING, (E) EXISTING, E. EAST, EA. EACH, ELEV. ELEVATION, ELEC. ELECTRICAL, EMER. EMERGENCY, EQ. EQUAL, F/MAF. FACE OF MASONRY, F.E. FIRE EXTINGUISHER, F.O. FACE OF, F.O.F. FACE OF FINISH, F.O.S. FACE OF STUDS, F/F. FINISH TO FINISH, F/R. FIRE RETARDANT, FIN. FINISH, FL. FLOOR, FLUOR. FLUORESCENT, FT. FOOT, FEET, F.V. FIELD VERIFY, G.B. GRAB BAR, G.C. GENERAL CONTRACTOR, GA. GAUGE, GL. GLASS, GYP. GYPSUM, H. HIGH, H.C. HOLLOW CORE, H.M. HOLLOW METAL, HC. HANDICAPPED, HDWD. HARDWOOD, HORIZ. HORIZONTAL, HGT. HEIGHT, H.T. HANGER-TIGHT UNIT, HVAC HEATING, VENTILATION, AIR CONDITIONING INSIDE DIAMETER INSULATION, I.D. INSUL., INSUL. INSULATION, JT. JOINT, KES. KITCHEN EQUIPMENT SUPPLIER, LAM. LAMINATE, LB(S). POUND(S), MAX. MAXIMUM, MECH. MECHANICAL, MFR. MANUFACTURER, MGR. MANAGER, MIN. MINIMUM, MISC. MISCELLANEOUS, MTL. METAL, N. NORTH, N.I.C. NOT IN CONTRACT, N.T.S. NOT TO SCALE, (N) NEW, NO. NUMBER, NOM. NOMINAL, O.D. OUTSIDE DIAMETER, OPNG. OPENING, OPP. OPPOSITE, P.LAM. PLASTIC LAMINATE, PL. PLATE, PLAS. PLASTER, PLYWD. PLYWOOD, PR. PAIR, PROV'D. PROVIDED, PT. POINT, P.T. PRESSURE-TREATED, RAD. RADIUS, REF. REFERENCE, REG. REGISTER, REQ'D. REQUIRED, RM. ROOM, S. SOUTH, S.C. SOLID CORE, S.F. SQUARE FOOT, S.S. STAINLESS STEEL, SCHED. SCHEDULE, SH. SHEET, SIM. SIMILAR, SPEC. SPECIFICATION, SQ. SQUARE, STD. STANDARD, STL. STEEL, STOR. STORAGE, SUSP. SUSPENDED, T.O.S. TOP OF SLAB, T.O. TOP OF, TEL. TELEPHONE, THK. THICK, TYP. TYPICAL, U.N.O. UNLESS NOTED OTHERWISE, VERT. VERTICAL, V.I.F. VERIFY IN FIELD, W. WEST, W/ WITH, W/C WATER CLOSET, W/O WITHOUT, W/R WATER RESISTANT, WD. WOOD

SYMBOLS LEGEND



CODE DATA AND SQUARE FOOTAGE

Code Data and Square Footage table: STORE TYPE: CONVERSION; LOCATION: 1600 RICHMOND AVE, POINT PLEASANT BEACH, NJ 08742; BUILDING LEVEL: 1 OF 1; APPLICABLE CODES: BUILDING: 2015 INTERNATIONAL BUILDING CODE, PLUMBING: 2015 INTERNATIONAL PLUMBING CODE, ELECTRICAL: 2014 NATIONAL ELECTRIC CODE, MECHANICAL: 2015 INTERNATIONAL MECHANICAL CODE, FIRE: 2015 INTERNATIONAL FIRE CODE, GAS: 2015 INTERNATIONAL FUEL GAS CODE, ENERGY: 2009 INTERNATIONAL ENERGY CONSERVATION CODE, ACCESSIBILITY: ADAAG/ANSI A117.1.2003; OCCUPANCY GROUP: A-2 RESTAURANT; OCCUPANCY (NEW): 70 SEATS, 7 EMPLOYEES, 77 TOTAL OCCUPANT LOAD; GROSS BUILDING AREA: 3720 G.S.F.; TOTAL FOOTPRINT AREA (EXISTING): 3720 G.S.F.; TOTAL FOOTPRINT AREA (PROPOSED): 3720 G.S.F.; OCCUPANCY CALCULATIONS table with columns: FLOOR, USE, SQUARE FOOTAGE, OCCUPANT LOAD FACTOR, NUMBER OF OCCUPANTS, TOTAL EXITS REQUIRED, TOTAL EXITS PROVIDED.

EGRESS CALCULATIONS:

92 OCCUPANTS x 0.2" = 18.4" EGRESS WIDTH REQ'D. 108" EGRESS WIDTH PROV'D. THE LOSS OF ONE REQUIRED MEANS OF EGRESS SHALL NOT REDUCE THE EGRESS CAPACITY TO LESS THAN 50% OF REQUIRED.

SHEET INDEX

SHEET INDEX table listing sheets: G1.1 COVER SHEET; AS1.1 ARCHITECTURAL SITE PLAN; AS1.2 ARCHITECTURAL SITE DETAILS; D1.1 DEMOLITION FLOOR PLAN; D3.1 DEMOLITION ELEVATIONS; D3.2 DEMOLITION ELEVATIONS; A1.1 FLOOR PLAN; A1.2 REFLECTED CEILING PLAN; A1.3 ROOF PLAN; A2.1 EXTERIOR ELEVATIONS; A2.2 EXTERIOR ELEVATIONS; A3.1 WALL SECTIONS; A3.2 WALL SECTIONS; A3.3 WALL SECTIONS; A4.2 PLAN DETAILS; A4.5 ROOF DETAILS; A5.1 FINISHES PLAN; A5.2 INTERIOR FINISH DETAILS; A6.1 FINISHES SCHEDULE; A6.2 APPROVED SUPPLIERS; A6.3 DOOR, HARDWARE, PAINT AND TILE SCHEDULES; A7.1 INTERIOR ELEVATIONS DINING ROOM; A7.2 INTERIOR ELEVATIONS DINING ROOM; A7.3 INTERIOR ELEVATIONS KITCHEN; A7.4 INTERIOR ELEVATIONS KITCHEN; A7.5 NOT USED; A7.6 RESTROOM ELEVATIONS AND ENLARGED PLAN; EQ1.1 EQUIPMENT PLAN; EQ1.2 EQUIPMENT SCHEDULE; S1.1 FOUNDATION PLAN & SECTIONS; S2.1 ROOF FRAMING PLAN; S2.2 STRUCTURAL NOTES AND SECTIONS; P1.1 PLUMBING PLAN - SANITARY; P1.2 PLUMBING PLAN - SUPPLY; P1.3 PLUMBING PLAN - GAS; P2.1 PLUMBING ROUGH-IN PLAN; M1.1 HVAC PLAN; M1.2 HVAC DETAILS; M1.3 HOOD DETAILS; E1.1 LIGHTING PLAN; E2.1 POWER PLAN; E3.1 ELECTRICAL DISTRIBUTION; E4.1 SECURITY PLAN; E4.2 IT PLAN AND NOTES; SP1 SPECIFICATIONS; SP2 SPECIFICATIONS; SP3 SPECIFICATIONS; SP4 SPECIFICATIONS

VICINITY MAP



Site information table: SITE NUMBER: 08186; BASE MODEL: CONVERSION; ASSET TYPE: FRANCHISE; CLASSIFICATION: GUT/REBUILD; OWNER: GC WEN MGMT; BASE VERSION: 2016 JAN; UPGRADE CLASSIFICATION: STANDARD BASE; PROJECT YEAR: 2017; FURNITURE PACKAGE: 2017; DESIGN BULLETINS:

Wallin-Gomez Architects, Ltd.
711 South Dearborn Street
Suite 606
Chicago, IL 60605
Tel: 312-427-4702
Fax: 312-427-6611
e-mail: admin@wgald.com

Wendy's logo and address: STORE #08186, 1600 RICHMOND AVENUE, POINT PLEASANT BEACH, NJ 08742

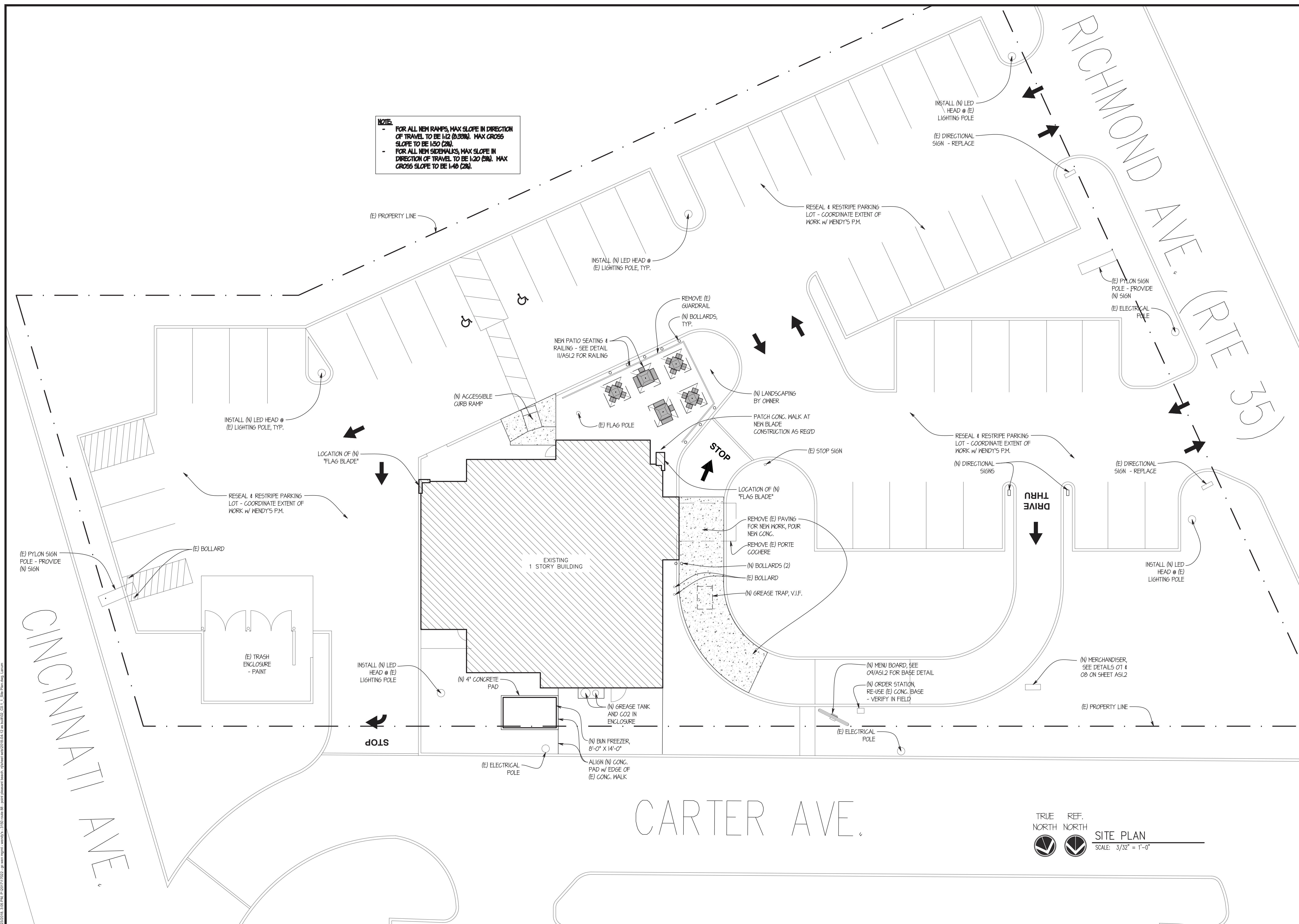
Revision table with columns: REV., DATE, DESCRIPTION. Includes revisions for PERMIT & BID, STRUCTURAL REVISIONS, PERMIT REVISIONS, ELECTRICAL REVISIONS.

PROJECT NUMBER: 17022; DRAWN BY: KF/CL; CHECKED BY: DJW

NOTICE: THIS DOCUMENT CONTAINS PROPRIETARY INFORMATION. IT SHALL NOT BE USED OR REPRODUCED OR ITS CONTENTS DISCLOSED, IN WHOLE OR IN PART WITHOUT THE PRIOR WRITTEN CONSENT OF WALLIN / GOMEZ ARCHITECTS, LTD. THESE DRAWINGS HAVE BEEN PREPARED AT AND / OR UNDER MY SUPERVISION AND TO THE BEST OF MY KNOWLEDGE AND BELIEF CONFORM AND COMPLY WITH THE REQUIREMENTS OF THE DEPARTMENT OF BUILDING AND CODES HAVING JURISDICTION.

STATE OF NEW JERSEY #1A101913600 REGISTERED ARCHITECT DONALD J. WALLIN EXPIRATION DATE: 7/31/2019

Cover sheet box: SHEET NAME: COVER SHEET; SHEET NUMBER: G1.1



NOTE:
 - FOR ALL NEW RAMPS, MAX SLOPE IN DIRECTION OF TRAVEL TO BE 1:12 (8.33%). MAX CROSS SLOPE TO BE 1:50 (2%).
 - FOR ALL NEW SIDEWALKS, MAX SLOPE IN DIRECTION OF TRAVEL TO BE 1:20 (5%). MAX CROSS SLOPE TO BE 1:40 (2.5%).

SITE NUMBER:	08186
BASE MODEL:	CONVERSION
ASSET TYPE:	FRANCHISE
CLASSIFICATION:	GUT/REBUILD
OWNER:	GC WEN MGMT
BASE VERSION:	2016 JAN
UPGRADE CLASSIFICATION:	STANDARD BASE
PROJECT YEAR:	2017
FURNITURE PACKAGE:	2017
DESIGN BULLETINS:	

Wallin • Gomez Architects, Ltd.
 711 South Dearborn Street
 Suite 606
 Chicago, IL 60605
 Tel: 312-427-4702
 Fax: 312-427-6611
 e-mail: admin@wgald.com

Wendy's
 STORE #08186
 1600 RICHMOND AVENUE
 POINT PLEASANT BEACH, NJ 08742

REV.	DATE	DESCRIPTION
06-12-17		ISSUED FOR PERMIT & BID
06-28-17		STRUCTURAL REVISIONS
08-03-17		PERMIT REVISIONS
08-17-17		ELECTRICAL REVISIONS

PROJECT DATE: 4/23/2018
 PROJECT NUMBER: 17022
 DRAWN BY: KFI/CL
 CHECKED BY: DJW

NOTICE: THIS DOCUMENT CONTAINS PROPRIETARY INFORMATION. IT SHALL NOT BE USED OR REPRODUCED OR ITS CONTENTS DISCLOSED, IN WHOLE OR IN PART WITHOUT THE PRIOR WRITTEN CONSENT OF WALLIN GOMEZ ARCHITECTS, LTD.

THESE DRAWINGS HAVE BEEN PREPARED AT AND / OR UNDER MY SUPERVISION AND TO THE BEST OF MY KNOWLEDGE AND BELIEF CONFORM AND COMPLY WITH THE REQUIREMENTS OF THE DEPARTMENT OF BUILDING AND CODES HAVING JURISDICTION.

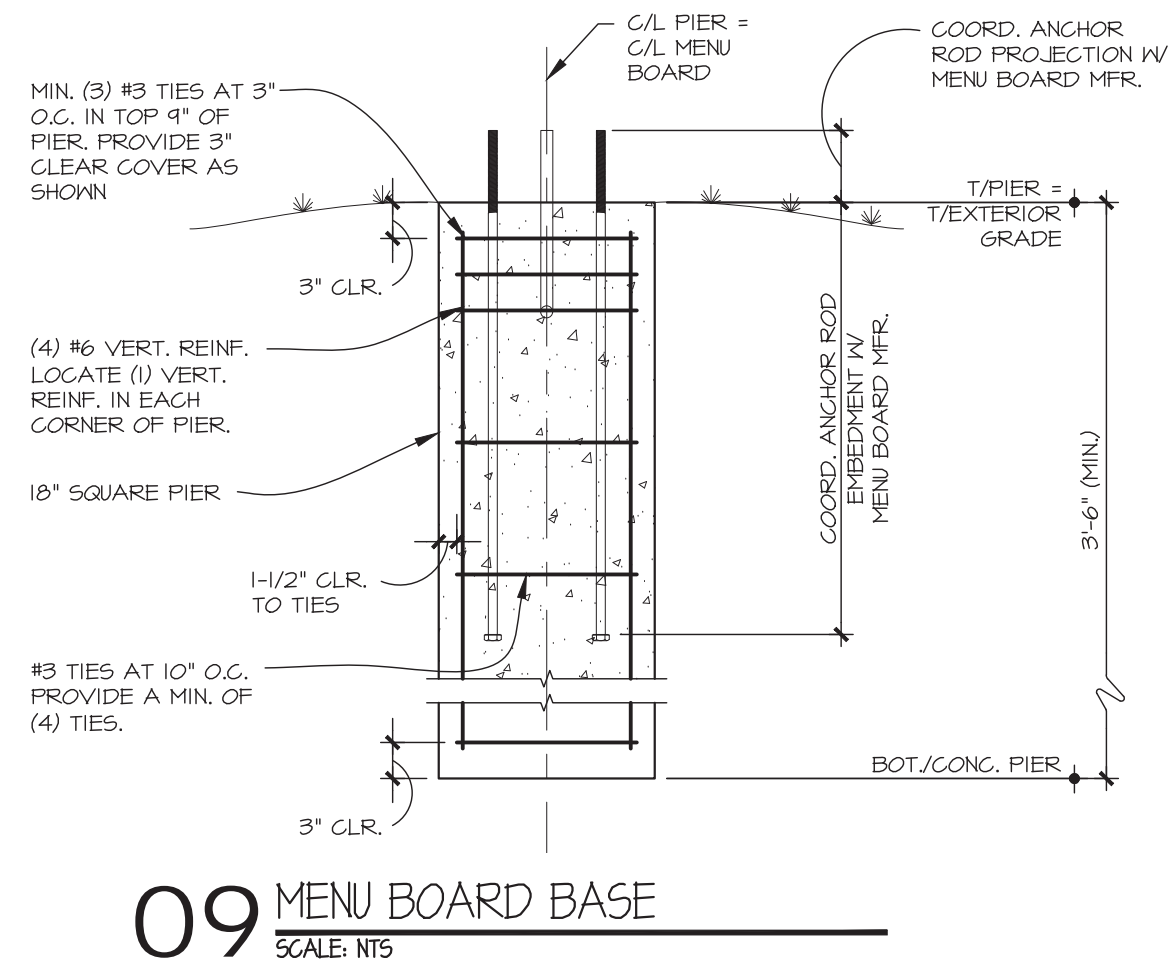
STATE OF NEW JERSEY
 #1A101913600
 REGISTERED ARCHITECT
 DONALD J. WALLIN
 EXPIRATION DATE: 7/31/2019

SEAL

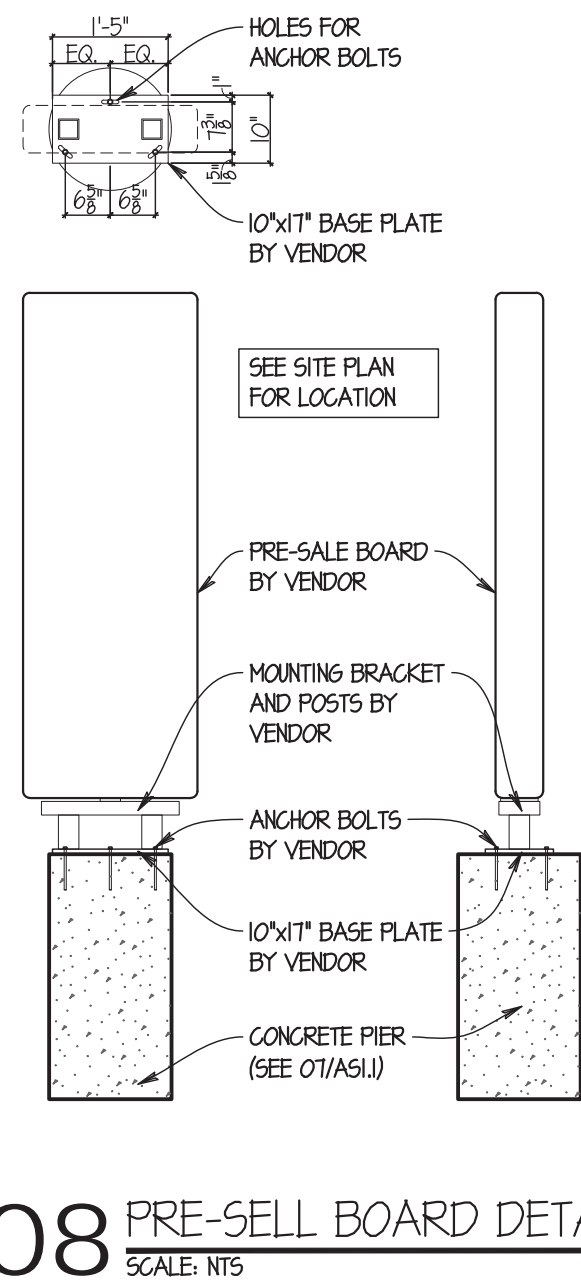
ARCHITECTURAL SITE PLAN

AS1.1

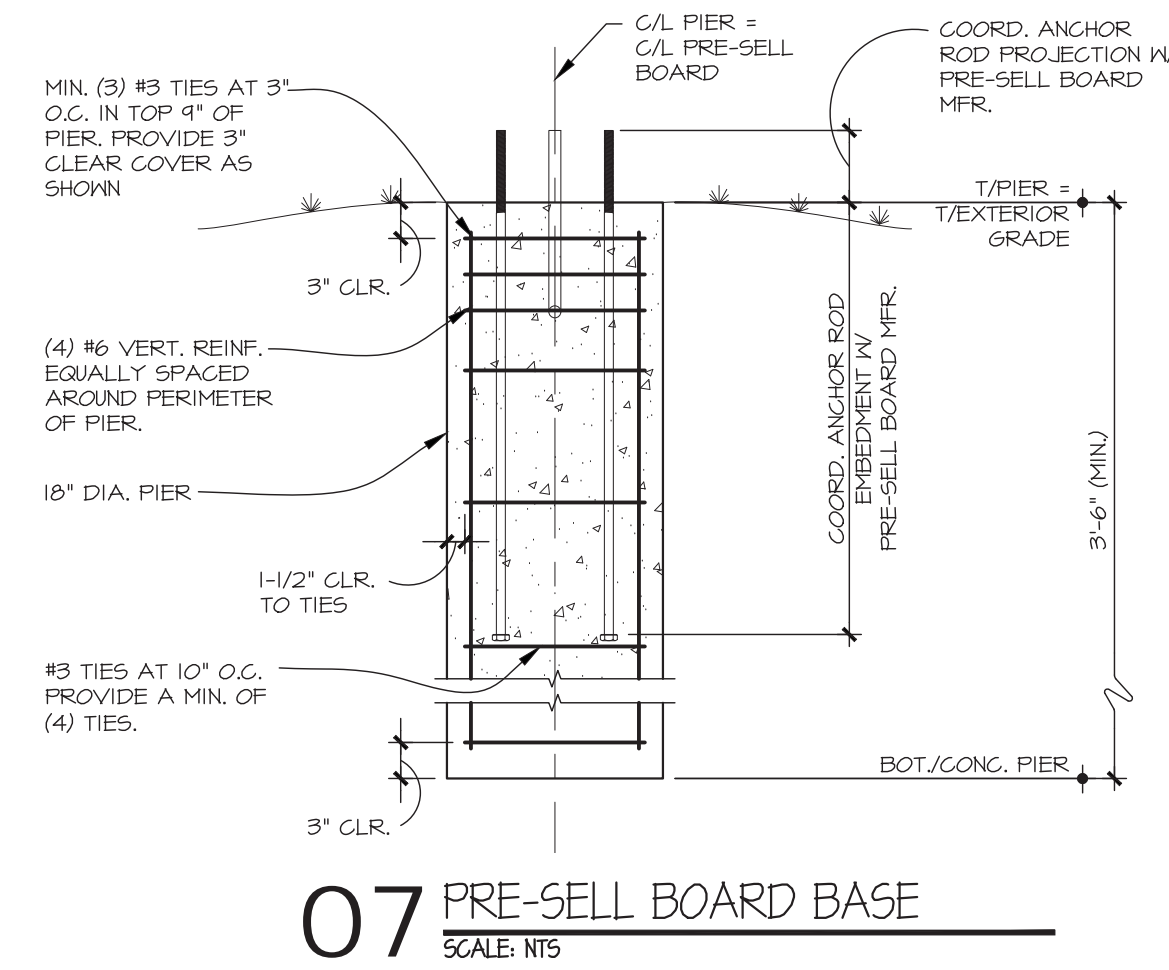
10 NOT USED
SCALE: NTS



09 MENU BOARD BASE
SCALE: NTS



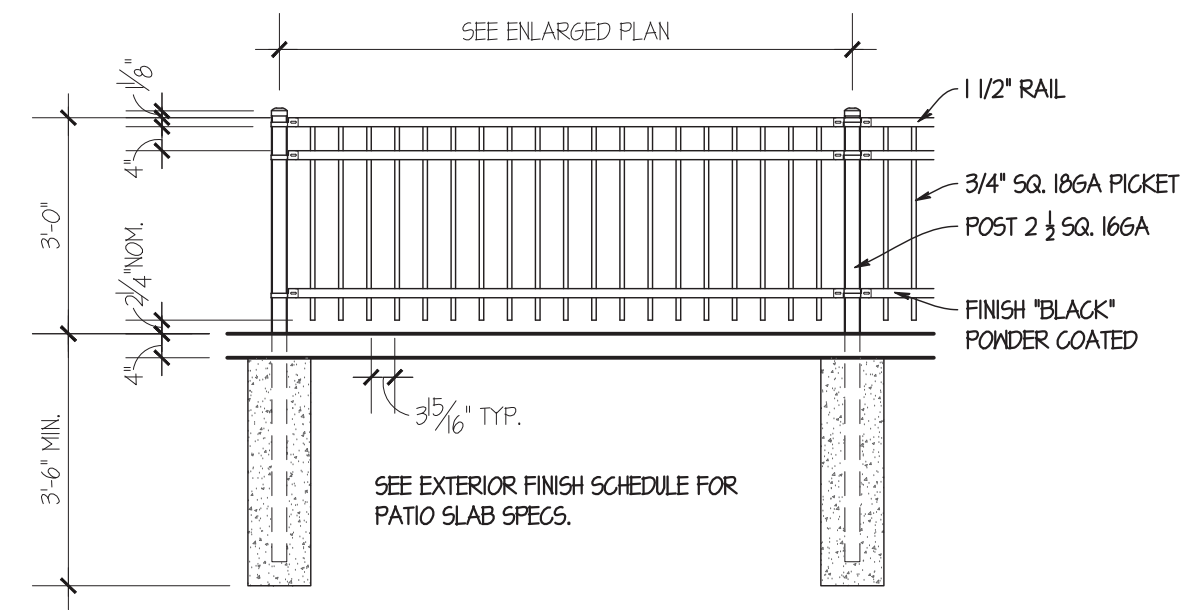
08 PRE-SELL BOARD DETAIL
SCALE: NTS



07 PRE-SELL BOARD BASE
SCALE: NTS

06 NOT USED
SCALE: NTS

05 NOT USED
SCALE: NTS



11 PATIO FENCE DETAIL
SCALE: NTS

SITE NUMBER:	08186
BASE MODEL:	CONVERSION
ASSET TYPE:	FRANCHISE
CLASSIFICATION:	GUT/REBUILD
OWNER:	GC WEN MGMT
BASE VERSION:	2016 JAN
UPGRADE CLASSIFICATION:	STANDARD BASE
PROJECT YEAR:	2017
FURNITURE PACKAGE:	2017
DESIGN BULLETINS:	

Wallin • Gomez Architects, Ltd.

711 South Dearborn Street
Suite 606
Chicago, IL 60605
Tel: 312-427-4702
Fax: 312-427-6611
e-mail: admin@wgalld.com

Wendy's

STORE #08186
1600 RICHMOND AVENUE
POINT PLEASANT BEACH, NJ 08742


REV.	DATE	DESCRIPTION
	06-12-17	ISSUED FOR PERMIT & BID
△	06-28-17	STRUCTURAL REVISIONS
△	08-03-17	PERMIT REVISIONS
△	08-17-17	ELECTRICAL REVISIONS

RFOT DATE: 4/23/2018
PROJECT NUMBER: 17022
DRAWN BY: KF/CL
CHECKED BY: DJW

NOTICE: THIS DOCUMENT CONTAINS PROPRIETARY INFORMATION. IT SHALL NOT BE USED OR REPRODUCED OR ITS CONTENTS DISCLOSED, IN WHOLE OR IN PART, WITHOUT THE PRIOR WRITTEN CONSENT OF WALLIN GOMEZ ARCHITECTS, LTD.

THESE DRAWINGS HAVE BEEN PREPARED AT AND / OR UNDER MY SUPERVISION AND TO THE BEST OF MY KNOWLEDGE AND BELIEF CONFORM AND COMPLY WITH THE REQUIREMENTS OF THE DEPARTMENT OF BUILDING AND CODES HAVING JURISDICTION.

STATE OF NEW JERSEY
#1A101913600
REGISTERED ARCHITECT
DONALD J. WALLIN
EXPIRATION DATE: 7/31/2019



SHEET NAME:
ARCHITECTURAL
SITE DETAILS

SHEET NUMBER

AS1.2

04 NOT USED
SCALE: NTS

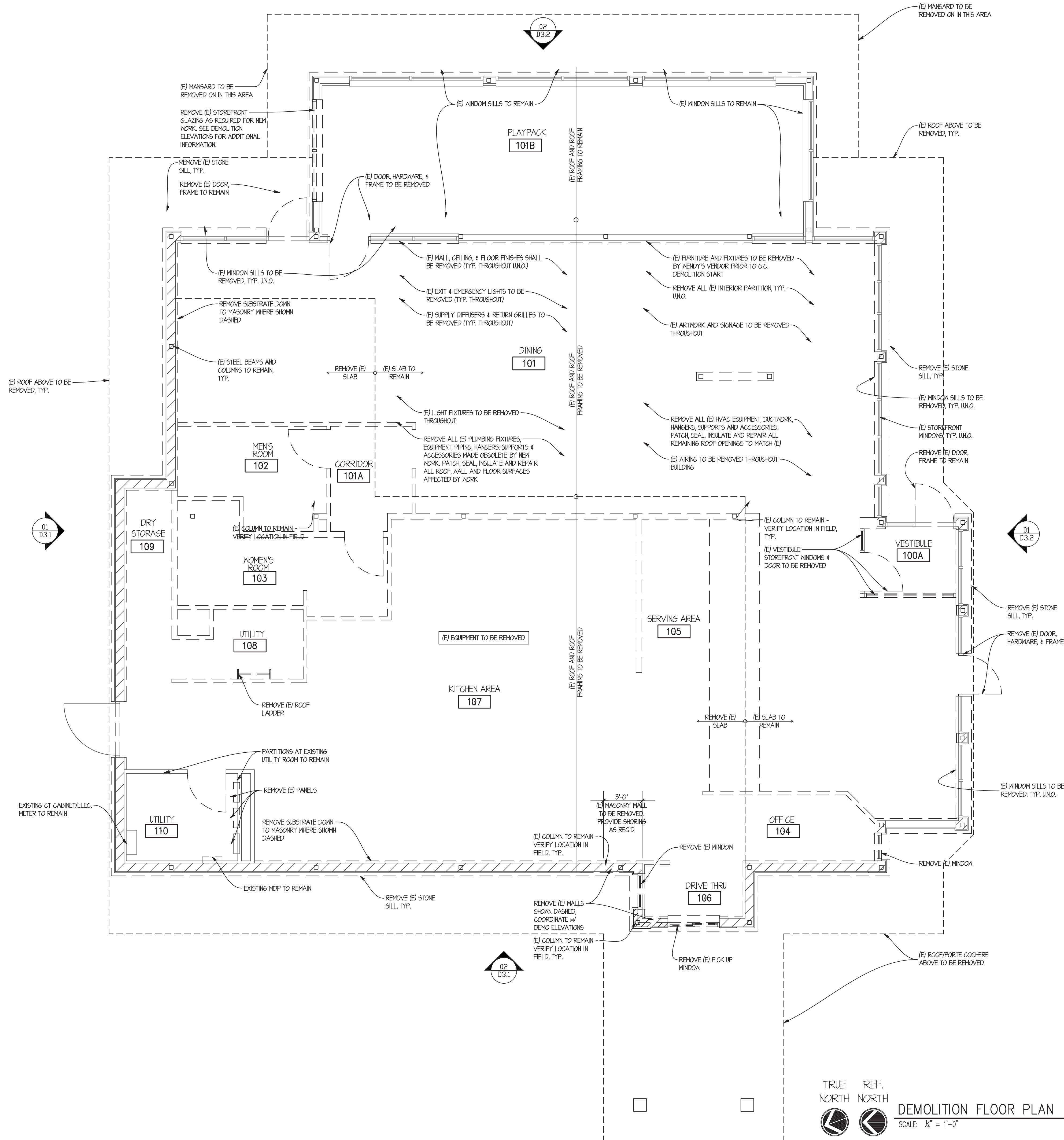
03 NOT USED
SCALE: NTS

02 NOT USED
SCALE: NTS

01 NOT USED
SCALE: 1/4" = 1'-0"

DEMOLITION GENERAL NOTES

- THE GENERAL CONTRACTOR SHALL BE RESPONSIBLE FOR DEMOLITION WORK REQUIRED TO IMPLEMENT NEW WORK, AS SHOWN ON OTHER DRAWINGS. THIS PLAN INDICATES ONLY THE APPROXIMATE DEMOLITION REQUIRED FOR COMPLETION OF THIS PROJECT. EXISTING CONDITIONS NOT SHOWN OR NOTED SHALL REMAIN UNCHANGED UNLESS APPROVED BY THE ARCHITECT OR OWNER'S REPRESENTATIVE. EXISTING MATERIALS ADJACENT TO THE NEW CONSTRUCTION SHALL BE PATCHED, REPAIRED, AND FINISHED TO PROVIDE A SMOOTH LEVEL AND UNNOTICEABLE TRANSITION BETWEEN NEW AND EXISTING FINISHES.
- VERIFY FIELD CONDITIONS AND NOTIFY HENDY'S REPRESENTATIVE AND ARCHITECT OF DISCREPANCIES BEFORE PROCEEDING WITH WORK.
- PREVENT MOVEMENT OR SETTLEMENT OF STRUCTURES. PROVIDE AND PLACE BRACING OR SHORING TO ENSURE SAFETY AND SUPPORT OF STRUCTURE. G.C. TO ASSUME LIABILITY FOR SUCH MOVEMENT, DAMAGE, OR INJURY.
- CEASE OPERATIONS AND NOTIFY THE HENDY'S REPRESENTATIVE IMMEDIATELY IF SAFETY OF STRUCTURE APPEARS TO BE COMPROMISED. TAKE PRECAUTIONS TO PROPERLY SUPPORT STRUCTURE. DO NOT RESUME OPERATIONS UNTIL SAFETY IS RESTORED.
- PROVIDE, ERECT, AND MAINTAIN BARRICADES, LIGHTING, AND GUARD RAILS AS REQUIRED BY APPLICABLE CODES TO PROTECT OCCUPANTS OF BUILDING, WORKERS, AND PEDESTRIANS.
- BEFORE DISCONNECTING, REMOVING, AND CAPPING UTILITY SERVICES WITHIN AREAS OF DEMOLITION, NOTIFY THE LOCAL UTILITY COMPANY AND HENDY'S REPRESENTATIVE IN ADVANCE AND OBTAIN APPROVAL BEFORE STARTING THE WORK.
- HVAC SUBCONTRACTOR TO INSPECT EXISTING CONDITIONS PRIOR TO DEMOLITION, AND DETERMINE WHETHER COMPRESSOR REFRIGERANT LINES ARE PRESENT THAT MUST BE PROPERLY DRAINED (TO EPA STANDARDS) PRIOR TO DEMOLITION.
- PLACE MARKERS TO INDICATE LOCATION OF DISCONNECTED SERVICES. IDENTIFY SERVICE LINES AND CAPPING LOCATIONS ON PROJECT RECORD DOCUMENTS.
- EXCEPT WHERE NOTED OTHERWISE, MAINTAIN POSSESSION OF MATERIALS BEING DEMOLISHED. IMMEDIATELY REMOVE FROM SITE.
- DEMOLISH IN AN ORDERLY AND CAREFUL MANNER AS REQUIRED TO ACCOMMODATE NEW WORK, INCLUDING THAT REQUIRED FOR CONNECTION TO THE EXISTING BUILDING. PROTECT EXISTING FOUNDATIONS AND SUPPORTING STRUCTURAL MEMBERS.
- PERFORM DEMOLITION IN ACCORDANCE WITH APPLICABLE AUTHORITIES HAVING JURISDICTION.
- REPAIR DEMOLITION PERFORMED IN EXCESS OF THAT REQUIRED, AT NO COST TO OWNER.
- BURNING OF MATERIALS ON SITE IS NOT PERMITTED.
- REMOVE DEMOLISHED MATERIALS, TOOLS, AND EQUIPMENT FROM SITE UPON COMPLETION OF WORK. LEAVE SITE IN CONDITION ACCEPTABLE TO HENDY'S REPRESENTATIVE.
- HENDY'S VENDOR TO REMOVE FF.AE. PRIOR TO G.C.'S DEMOLITION START.
- PRIOR TO BID SUBMISSION, THE G.C. SHALL MAKE A SITE VISIT TO REVIEW THE DEMOLITION REQUIREMENTS INCLUDING, BUT NOT LIMITED TO SITE WORK, EXTERIOR & INTERIOR OF THE EXISTING STRUCTURE. REVIEW MEP DRAWINGS FOR DEMOLITION REQUIREMENTS / UTILITY RELOCATIONS. COORDINATE DEMOLITION WITH HENDY'S REPRESENTATIVE.
- REMOVE EXISTING FLOOR & WALL FINISHES & SUBSTRATES THROUGHOUT PREMISES AND PREP FOR NEW FINISHES. REPLACE DAMAGED/ROTTED EXISTING FRAMING.
- DISCONNECT AND/OR REMOVE UNUSED / ABANDONED ELECTRICAL CIRCUITS FROM ELECTRICAL SOURCE PER CODE.
- WHENEVER REQUIRED BY LOCAL AUTHORITIES AND AS DIRECTED BY HENDY'S REPRESENTATIVE UNUSED UTILITIES SHALL BE REMOVED IN THEIR ENTIRETY.
- ALL DOOR & DOOR FRAMES, WINDOWS & WINDOW FRAMES TO BE REMOVED UNO. PREP OPENINGS FOR NEW WORK.
- DEMOLISH FLOOR SLAB THROUGHOUT AS INDICATED ON DEMOLITION FLOOR PLAN.
- REMOVE EXISTING HVAC DUCT WORK & DIFFUSERS, RTUS AND EXHAUST FANS. PATCH AND REPAIR ROOF TO ENSURE BUILDING IS WATERTIGHT. PREP FOR NEW HVAC WORK.
- REMOVE PLUMBING LINES AND FIXTURES. CAP ABANDONED UTILITIES.
- REMOVE ELECTRICAL WIRING, FIXTURES, BREAKERS & PANELS. REFER TO DUJ & D3J FOR EXTENT OF ELECTRICAL SERVICE WORK.
- DEMOLISH ITEMS NOTED IN ENTIRE FACILITY. INCLUDED BUT NOT LIMITED TO, INTERIOR WALLS, CEILING, DOORS & FRAMES.



TRUE REF. NORTH NORTH
 DEMOLITION FLOOR PLAN
 SCALE: 1/4" = 1'-0"

SITE NUMBER:	08186
BASE MODEL:	CONVERSION
ASSET TYPE:	FRANCHISE
CLASSIFICATION:	GUT/REBUILD
OWNER:	GC WEN MGMT
BASE VERSION:	2016 JAN
UPGRADE CLASSIFICATION:	STANDARD BASE
PROJECT YEAR:	2017
FURNITURE PACKAGE:	2017
DESIGN BULLETINS:	

Wallin • Gomez Architects, Ltd.
 711 South Dearborn Street
 Suite 606
 Chicago, IL 60605
 Tel: 312-427-4702
 Fax: 312-427-6611
 e-mail: admin@wgaltd.com

Wendy's
 STORE #08186
 1600 RICHMOND AVENUE
 POINT PLEASANT BEACH, NJ 08742

REV.	DATE	DESCRIPTION
06-12-17		ISSUED FOR PERMIT & BID
06-28-17		STRUCTURAL REVISIONS
08-03-17		PERMIT REVISIONS
08-17-17		ELECTRICAL REVISIONS

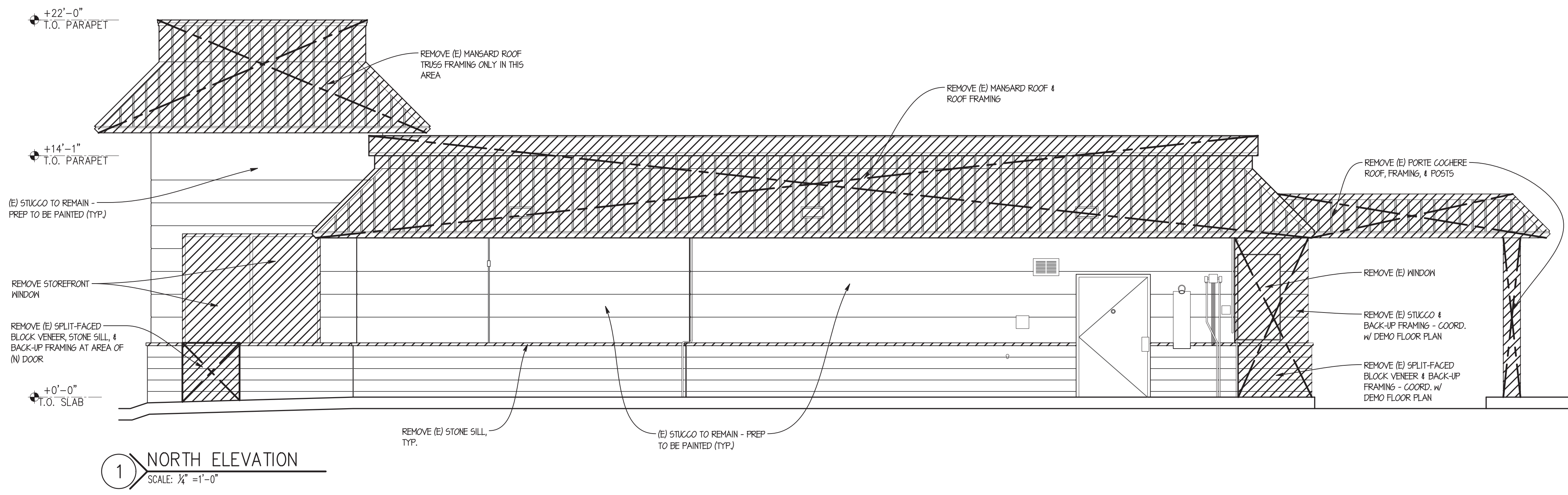
PROJECT DATE: 4/23/2018
 PROJECT NUMBER: 17022
 DRAWN BY: KFI/CL
 CHECKED BY: DJW

NOTICE: THIS DOCUMENT CONTAINS PROPRIETARY INFORMATION. IT SHALL NOT BE USED OR REPRODUCED OR ITS CONTENTS DISCLOSED, IN WHOLE OR IN PART, WITHOUT THE PRIOR WRITTEN CONSENT OF WALLIN GOMEZ ARCHITECTS, LTD.

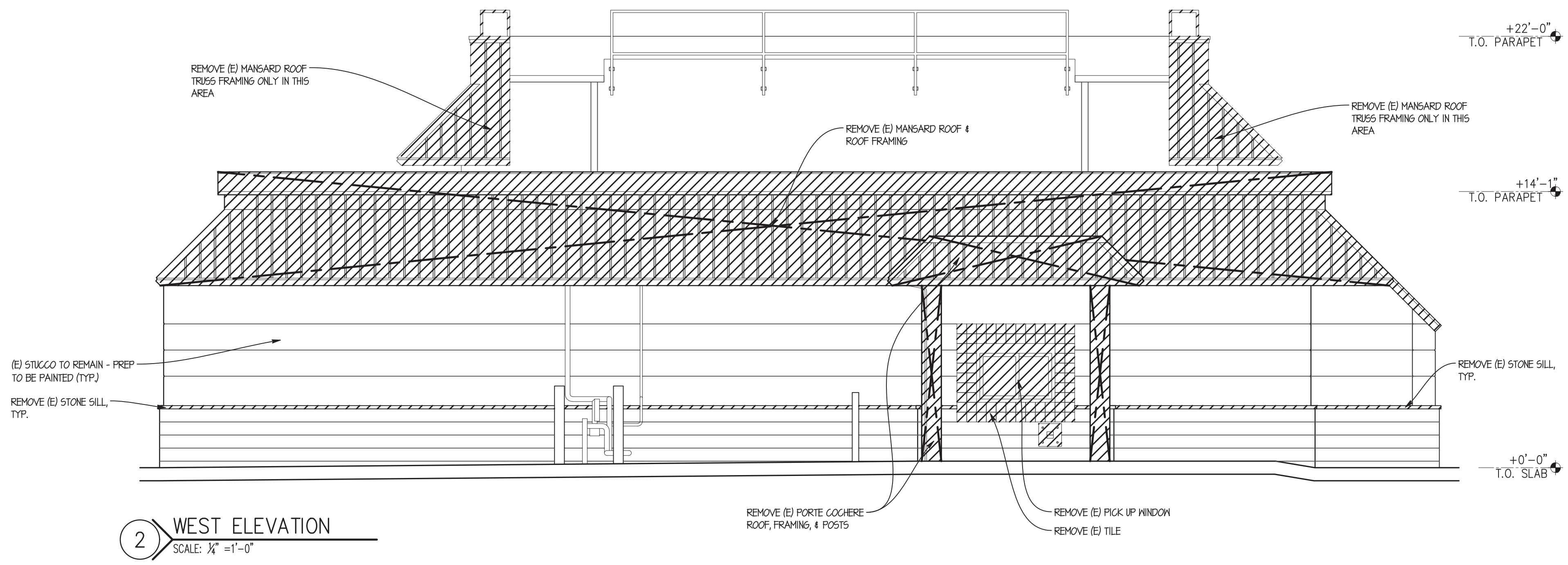
THESE DRAWINGS HAVE BEEN PREPARED AT AND / OR UNDER MY SUPERVISION AND TO THE BEST OF MY KNOWLEDGE AND BELIEF CONFORM AND COMPLY WITH THE REQUIREMENTS OF THE DEPARTMENT OF BUILDING AND CODES HAVING JURISDICTION.

STATE OF NEW JERSEY
 #1A101913600
 REGISTERED ARCHITECT
 DONALD J. WALLIN
 EXPIRATION DATE: 7/31/2019

SHEET NAME
DEMOLITION FLOOR PLAN
 SHEET NUMBER
D1.1



1 NORTH ELEVATION
SCALE: 1/4" = 1'-0"



2 WEST ELEVATION
SCALE: 1/4" = 1'-0"

SITE NUMBER: 08186
 BASE MODEL: CONVERSION
 ASSET TYPE: FRANCHISE
 CLASSIFICATION: GUT/REBUILD
 OWNER: GC WEN MGMT
 BASE VERSION: 2016 JAN
 UPGRADE CLASSIFICATION: STANDARD BASE
 PROJECT YEAR: 2017
 FURNITURE PACKAGE: 2017
 DESIGN BULLETINS:
Wallin • Gomez Architects, Ltd.
 711 South Dearborn Street
 Suite 606
 Chicago, IL 60605
 Tel: 312-427-4702
 Fax: 312-427-6611
 e-mail: admin@wgaltd.com

Wendy's
 STORE #08186
 1600 RICHMOND AVENUE
 POINT PLEASANT BEACH, NJ 08742


REV	DATE	DESCRIPTION
	06-12-17	ISSUED FOR PERMIT & BID
	06-28-17	STRUCTURAL REVISIONS
	08-03-17	PERMIT REVISIONS
	08-17-17	ELECTRICAL REVISIONS

NOTICE: THIS DOCUMENT CONTAINS PROPRIETARY INFORMATION. IT SHALL NOT BE USED OR REPRODUCED OR ITS CONTENTS DISCLOSED, IN WHOLE OR IN PART WITHOUT THE PRIOR WRITTEN CONSENT OF WALLIN / GOMEZ ARCHITECTS, LTD.
 THESE DRAWINGS HAVE BEEN PREPARED AT AND / OR UNDER MY SUPERVISION AND TO THE BEST OF MY KNOWLEDGE AND BELIEF CONFORM AND COMPLY WITH THE REQUIREMENTS OF THE DEPARTMENT OF BUILDING AND CODES HAVING JURISDICTION.
 STATE OF NEW JERSEY
 #1A101913600
 REGISTERED ARCHITECT
 DONALD J. WALLIN
 EXPIRATION DATE: 7/31/2019

NOTICE: THIS DOCUMENT CONTAINS PROPRIETARY INFORMATION. IT SHALL NOT BE USED OR REPRODUCED OR ITS CONTENTS DISCLOSED, IN WHOLE OR IN PART WITHOUT THE PRIOR WRITTEN CONSENT OF WALLIN / GOMEZ ARCHITECTS, LTD.

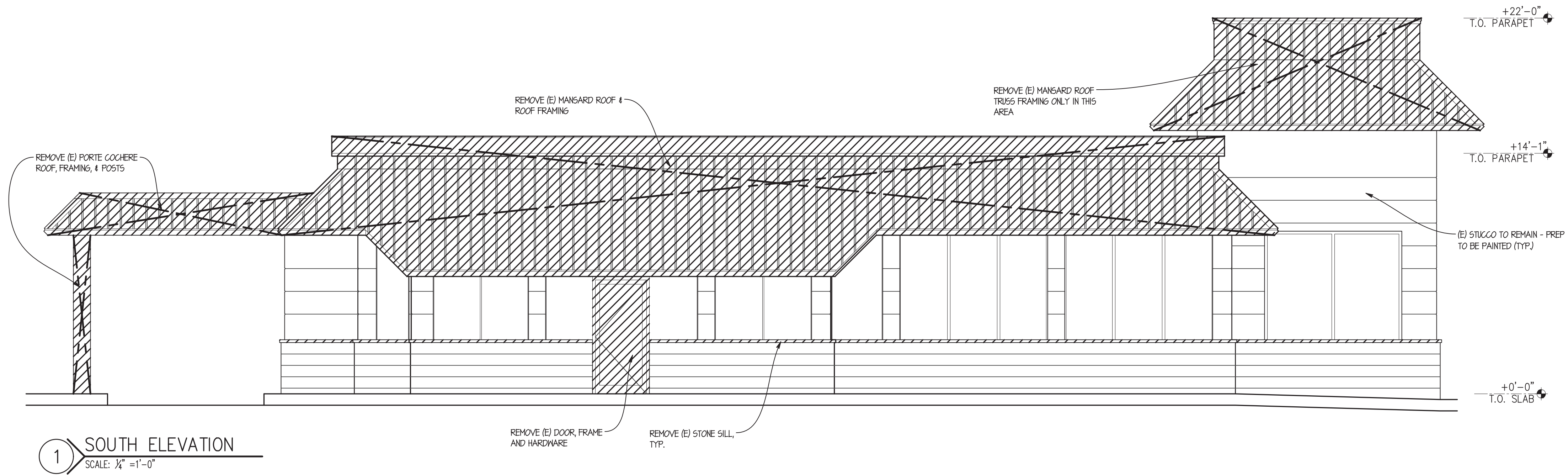
THESE DRAWINGS HAVE BEEN PREPARED AT AND / OR UNDER MY SUPERVISION AND TO THE BEST OF MY KNOWLEDGE AND BELIEF CONFORM AND COMPLY WITH THE REQUIREMENTS OF THE DEPARTMENT OF BUILDING AND CODES HAVING JURISDICTION.

STATE OF NEW JERSEY
 #1A101913600
 REGISTERED ARCHITECT
 DONALD J. WALLIN
 EXPIRATION DATE: 7/31/2019

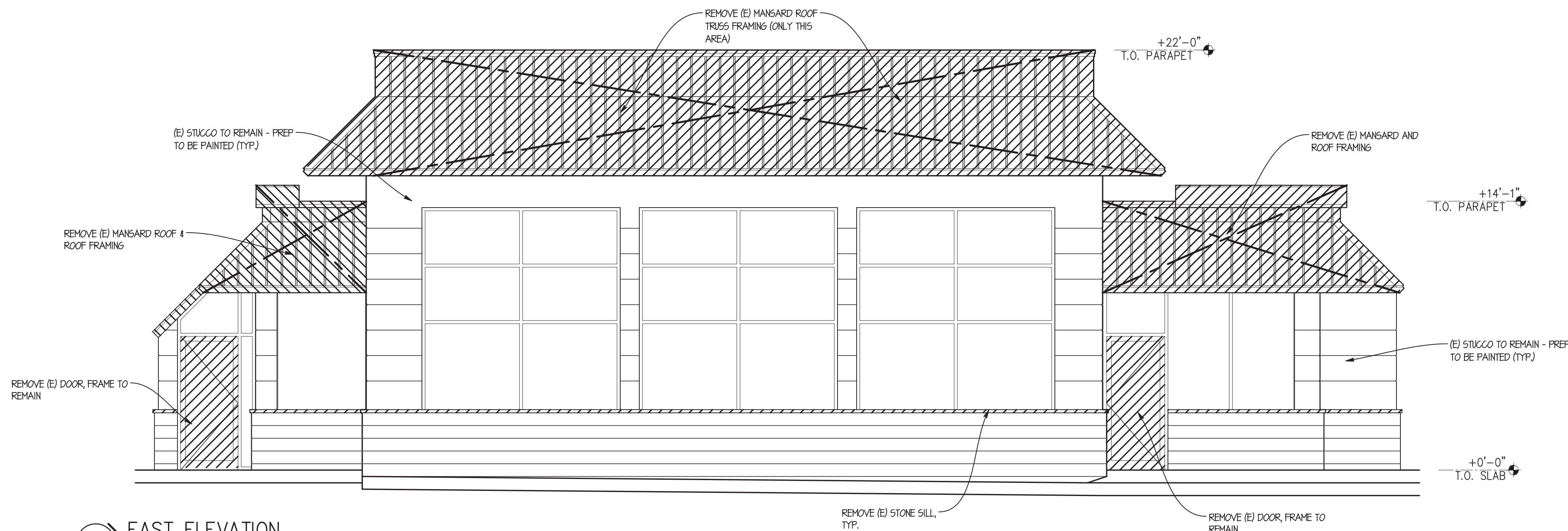


SHEET NAME
DEMOLITION ELEVATIONS

SHEET NUMBER
D3.1



1 SOUTH ELEVATION
SCALE: 1/4" = 1'-0"



2 EAST ELEVATION
SCALE: 1/4" = 1'-0"

SITE NUMBER:	08186
BASE MODEL:	CONVERSION
ASSET TYPE:	FRANCHISE
CLASSIFICATION:	GUT/REBUILD
OWNER:	GC WEN MGMT
BASE VERSION:	2016 JAN
UPGRADE CLASSIFICATION:	STANDARD BASE
PROJECT YEAR:	2017
FURNITURE PACKAGE:	2017
DESIGN BULLETINS:	

Wallin-Gomez
Architects, Ltd.

711 South Dearborn Street
Suite 606
Chicago, IL 60605

Tel: 312-427-4702
Fax: 312-427-6611
e-mail: admin@wgalld.com

Wendy's

STORE #08186
1600 RICHMOND AVENUE
POINT PLEASANT BEACH, NJ 08742

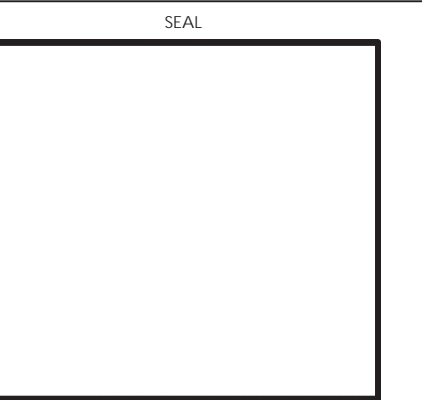
REV.	DATE	DESCRIPTION
	06-12-17	ISSUED FOR PERMIT & BID
Δ	06-28-17	STRUCTURAL REVISIONS
Δ	08-03-17	PERMIT REVISIONS
Δ	08-17-17	ELECTRICAL REVISIONS

PILOT DATE: 4/23/2018
PROJECT NUMBER: 17022
DRAWN BY: KJ/CL
CHECKED BY: DJW

NOTICE: THIS DOCUMENT CONTAINS PROPRIETARY INFORMATION. IT SHALL NOT BE USED OR REPRODUCED OR ITS CONTENTS DISCLOSED, IN WHOLE OR IN PART, WITHOUT THE PRIOR WRITTEN CONSENT OF WALLIN-GOMEZ ARCHITECTS, LTD.

THESE DRAWINGS HAVE BEEN PREPARED AT AND / OR UNDER MY SUPERVISION AND TO THE BEST OF MY KNOWLEDGE AND BELIEF CONFORM AND COMPLY WITH THE REQUIREMENTS OF THE DEPARTMENT OF BUILDING AND CODES HAVING JURISDICTION.

STATE OF NEW JERSEY
#1A101913800
REGISTERED ARCHITECT
DONALD J. WALLIN
EXPIRATION DATE: 7/31/2019



SHEET NUMBER
DEMOLITION
ELEVATIONS

SHEET NUMBER
D3.2

JOINT TREATMENT SCHEDULE

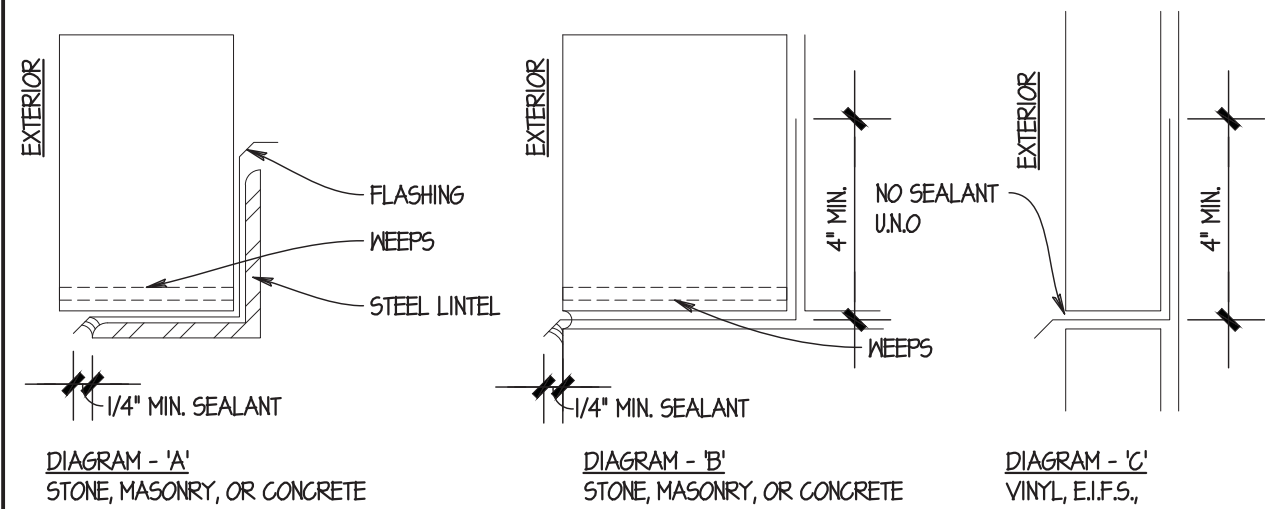
EXT. "E" INT. "I"	CONDITION	TYPE
E	PERIMETER JOINTS OF DOOR FRAMES, WINDOW FRAMES, STOREFRONT, AND/OR WINDOW WALL FRAME ASSEMBLIES, LOUVERS, FIXTURES, AND OTHER PENETRATIONS IN THE BUILDING ENCLOSURES NOT OTHERWISE SEALED WATERTIGHT. U.N.O. PROVIDE CONTINUOUS SEALANT UNDER EXTERIOR DOOR THRESHOLDS AND WINDOW SYSTEMS THAT REST DIRECTLY ON FLOOR SLAB.	JS-1
E	MASONRY/CONCRETE CONTROL JOINTS IN WALLS	JS-1
E	E.I.F.S. JOINTS IN WALLS	JS-1
E	EXPANSION JOINTS IN AND AROUND CONCRETE PAVEMENT, UNIT PAVEMENT, CURBS, OR OTHER HORIZONTAL SURFACES.	JS-3
E	PERIMETER JOINTS AND OTHER OPEN JOINTS AT EXTERIOR SOFFITS.	JS-1
E	INTERSECTION OF DISSIMILAR MATERIALS THAT ALLOW AIR OR WATER INFILTRATION.	JS-1
E	INTERSECTION OF DISSIMILAR MATERIALS IN WHICH INSTALLATION IS NOT UNIFORM OR WHERE WORKMANSHIP DOES NOT MEET ACCEPTABLE CONSTRUCTION TOLERANCES, BUT SUCH WORKMANSHIP IS ACCEPTED BY THE ARCHITECT.	JS-1
I	PERIMETER JOINTS ON INTERIOR SIDE OF DOOR FRAMES, WINDOW FRAMES, AND OTHER FRAMED MATERIALS IN WALLS WITH NO FINISHED EDGE FLANGE.	JS-2
I	OPEN JOINTS AT PENETRATIONS THROUGH WALLS, CONCRETE, PLASTER, OR GYP. BD. CEILINGS WHERE INTENDED TO BE TIGHT SEALED JOINTS.	JS-2
I	OPEN JOINT BETWEEN DISSIMILAR MATERIALS WHERE INTENDED TO BE TIGHT SEALED JOINTS.	JS-2
I	JOINTS WHERE EDGE TRIM OF GYP. BD. ABUTTS IRREGULAR SURFACES OR OTHER SURFACES AND LEAVES OPEN JOINTS.	JS-2
I	EXPOSED JOINTS AT JUNCTURES OF COUNTERTOPS, CABINETS, OR OTHER "BUILT-IN" WORK WITH IRREGULAR SURFACES INTENDED TO BE TIGHT SEALED JOINT.	JS-2
I	EXPOSED JOINTS AT JUNCTURES OF WALL MOUNTED PLUMBING FIXTURES AND/OR TOILET ACCESSORIES WITH IRREGULAR SURFACES AND INTENDED TO BE TIGHT SEALED JOINT.	JS-5
I	CONTROL JOINTS, SAWN JOINTS AND OPEN JOINTS IN AND AROUND CONCRETE SLABS AND CURBS.	JS-4

JOINT TREATMENT NOTES

- THE JOINT TREATMENT SCHEDULE IS INTENDED TO ILLUSTRATE JOINT CONDITIONS WHICH ARE MEANT TO BE SEALED WHETHER REFERENCED FROM OTHER DETAILS OR NOT.
- AT METAL FRAME LOCATIONS (DOORS, WINDOWS, ETC.) HOLD FRAME BACK FROM SUBSTRATE 3/8" @ HEAD & SILL AND 3/16" @ JAMB TO ALLOW FOR SEALANT, TYPICAL. U.N.O. THIS INCLUDES DIMENSIONS FOR STEEL LINTELS WHERE APPLICABLE.
- PROVIDE PROPER SEALERS AS REQUIRED TO FULLY CLOSE JOINTS THAT ARE INTENDED TO BE TIGHT AND AS SHOWN ON THE DRAWINGS.

GENERAL FLASHING REQUIREMENTS


- PROPERLY KEEP FLASHING POINTS & NORMAL DRAINAGE POINTS WITH KEEPS @ 1'-4" O.C. MAX. SPACING. KEEP POINTS ARE TO BE LOCATED DIRECTLY ON TOP OF FLASHING.
- AT OPENINGS, EXTEND HEAD FLASHING 8" MIN. BEYOND EACH SIDE OF OPENING. TURN FLASHING UP A MIN. OF ONE MASONRY COURSE IN HEAD JOINTS OR A MIN. OF 4" WHERE HEAD JOINTS DO NOT OCCUR, IN ORDER TO FORM A "WATER DAM".
- WHERE FLASHING IS LOCATED ON THE TOP OF STEEL ANGLES, EXTEND FLASHING 1/4" BEYOND THE TANGENT POINT OF THE ANGLE LEG TO ALLOW FOR DRIP & SEALANT APPLICATION. REFER TO DIAGRAM "A".
- WHERE FLASHING IS LOCATED IN MASONRY, EXTEND FLASHING A MIN. OF 1/4" BEYOND THE FACE OF THE MASONRY TO ALLOW FOR DRIP & SEALANT APPLICATION. REFER TO DIAGRAM "B".
- WHERE FLASHING IS LOCATED TO TERMINATE AND/OR SEPARATE MATERIALS, DO NOT SEAL (U.N.O.) - REFER TO DIAGRAM "C" WHERE IT IS DETERMINED BY THE MATERIAL MANUFACTURER OR OTHERWISE THAT SEALING IS REQUIRED TO PREVENT WATER PENETRATION BEYOND FLASHING DUE TO WIND DRIVEN RAIN, THEN SEALANT MUST BE KEPT IN ACCORDANCE WITH NOTE #1 ABOVE.
- UNLESS NOTED OTHERWISE, TURN FLASHING UP A MIN. OF 4" BEHIND APPROPRIATE MATERIALS.
- FLASHING CONDITIONS, WHETHER DETAILED OR NOT, ARE TO BE IN ACCORDANCE WITH S.M.A.C.N.A. SPECIFICATIONS. WHERE ATYPICAL CONDITIONS OCCUR THAT ARE NOT DETAILED, FLASHING IS TO BE INSTALLED AS CLOSELY AS POSSIBLE TO THE S.M.A.C.N.A. DETAIL THAT MOST CLOSELY APPROXIMATES THE ACTUAL CONDITION.
- UNLESS NOTED OTHERWISE, AT FLASHING HIGH POINTS, TURN FLASHING HORIZONTALLY INTO ADJACENT MASONRY COURSE OR SEAL WATER TIGHT TO BACK-UP SUBSTRATE IF MASONRY DOES NOT EXIST.



FLOOR & FINISH PLAN GENERAL NOTES

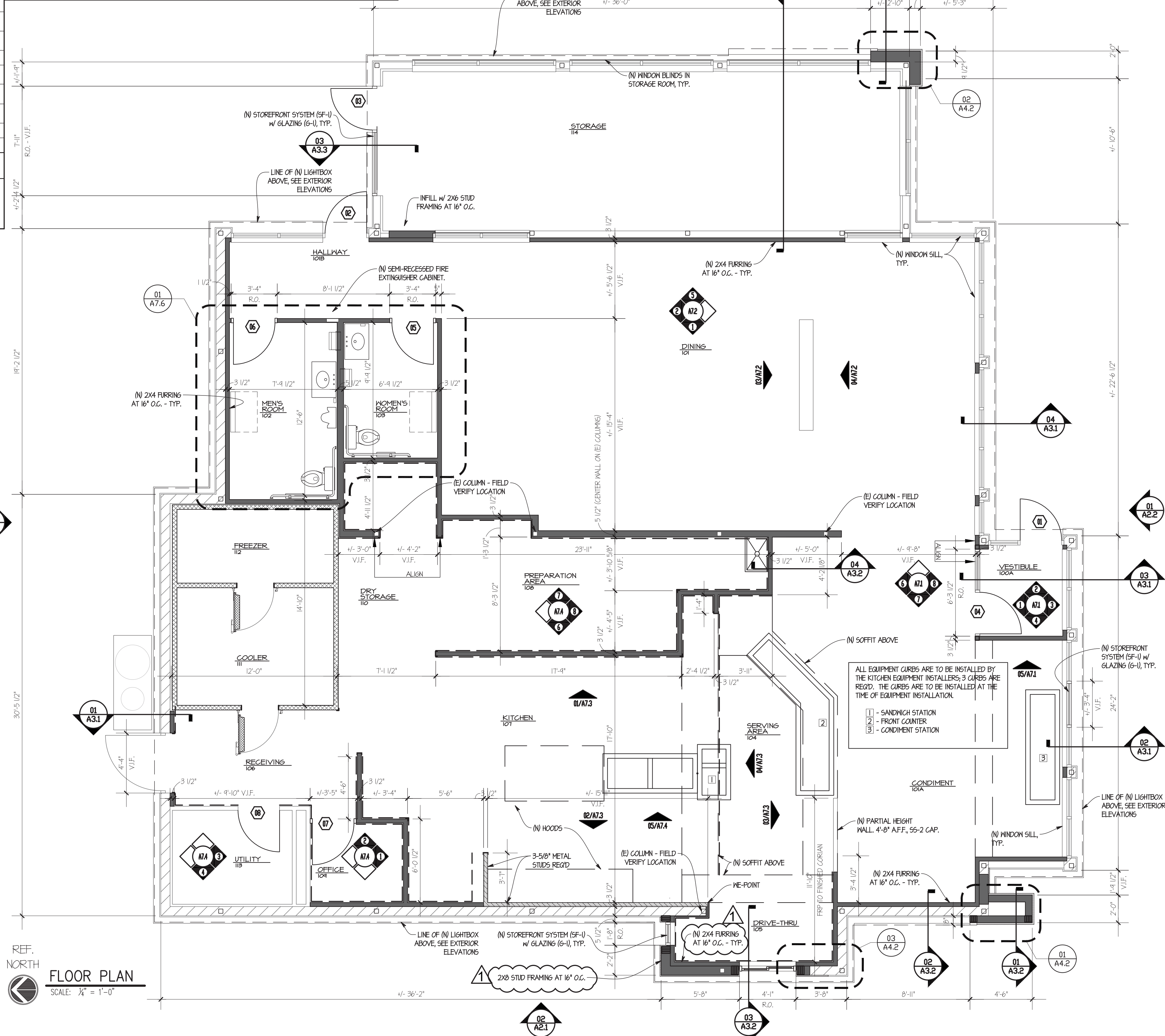
- G.C. SHALL BE RESPONSIBLE FOR VERIFYING "AS-BUILT" CONDITIONS AND LAYING OUT WORK BEFORE PROCEEDING WITH WORK.
- EXTERIOR FINISHES ARE NOTED ON EXTERIOR ELEVATIONS.
- SEE INTERIOR ELEVATIONS FOR EXTENT OF NEW INTERIOR WALL FINISHES.
- KITCHEN EQUIPMENT SUPPLIER WILL SUPPLY CRITICAL DIMENSIONS, PLUMBING AND ELECTRICAL SPECIFICATIONS FOR EQUIPMENT SUPPLIED BY THE KITCHEN EQUIPMENT SUPPLIER.
- ELECTRICAL AND PLUMBING CONTRACTOR TO MAKE FINAL CONNECTION TO EQUIPMENT.
- G.C. TO PROVIDE AND INSTALL CRACK ISOLATION/WATERPROOF MEMBRANE AT ALL AREAS OF PORCELAIN, CERAMIC AND MARBLE TILES. HYDRO BAN BY LATITEC. PROVIDE LATITEC SEALANT @ ALL AREAS OF EXPANSION JOINTS IN SUBSTRATE PRIOR TO INSTALLATION OF HYDRO BAN. CONTACT LATITEC AT (203) 316-8113.
- PAINTER SHALL BE RESPONSIBLE FOR THE REMOVAL OF HARDWARE, SWITCH AND OUTLET COVERS, ETC. AND REINSTALLATION OF SAME AFTER PAINTING.
- RETOUCH OR REFINISH SURFACES DAMAGED BY SUBSEQUENT WORK AS DIRECTED BY GENERAL CONTRACTOR. THE COST OF SUCH RESTORATION WORK SHALL BE BORNE BY THE CONTRACTOR.
- THE CONTRACTOR IS RESPONSIBLE FOR PROVIDING PROPER PROTECTION AGAINST DAMAGE TO EXISTING FURNITURE, ADJACENT FINISHED WORK, FLOORING, ETC. IF APPLICABLE.
- REFER TO REFLECTED CEILING PLAN FOR CEILING TYPES, HEIGHTS, & FINISHES.
- COORDINATE MUSIC & W-I-F-I SYSTEM REQUIREMENTS WITH WENDY'S REPRESENTATIVE.
- FOR NEW DRINK STATIONS BEING ADDED, NEW CONDENSERS ON ROOF ARE REQUIRED. CONDENSERS TO BE INSTALLED ON EQUIPMENT RAILS SUPPLIED WITH UNITS. G.C. TO INSTALL EQUIPMENT RAILS AND CONDENSERS NO CLOSER THAN 10'-0" FROM ANY ROOF EDGE AND OUTSIDE AIR INTAKE. INSTALL RAILS PARALLEL WITH ROOF SLOPE TO ENSURE POSITIVE DRAINAGE. G.C. TO INSTALL NEW PIPE CURBS FOR CONDENSER LINES PER DETAIL 02A11. COORDINATE FINAL LOCATION OF CONDENSERS AND PIPE CURBS WITH WENDY'S CONSTRUCTION MANAGER AND A.H.J. PATCH AND REPAIR EXISTING ROOF MEMBRANE AS REQUIRED USING MEMBRANE MANUFACTURER'S STANDARD DETAILS TO ENSURE EXISTING WARRANTY IS MAINTAINED.
- VERIFY LOCATION(S) OF FLOOR DRAIN TO SERVE DRINK STAND. PROVIDE NEW DRAIN TO SERVE DRINK STAND WHERE EXISTING IS NOT AVAILABLE. SAW CUT FLOOR SLAB AS REQUIRED FOR INSTALLATION OF NEW DRAIN AND PATCH TO MATCH ADJACENT AFTER INSTALLATION. COORDINATE EXACT LOCATION.

NOTE: USE 5/8" PLYWOOD SHEATHING IN LIEU OF 5/8" MOLD RESISTANT GYP. BD (10' 6" ABOVE G.L.) FOR WALL SHELVING SUPPORT WHEREVER WALLS ARE DESIGNATED WITH A DASHED LINE. SEE SHEET A51 FOR ADDITIONAL INTERIOR SUBSTRATE AND FINISH INFORMATION.



BLDG. INSULATION SCHED. DIVISION 7

DESCRIPTION	THICKNESS (TOTAL R-VALUE)	LOCATION
RIGID FOUNDATION INSULATION BOARD (EXTRUDED POLYSTYRENE)	2" (R-10)	PERIMETER FOUNDATION
FLEXIBLE BATT GLASS FIBER INSULATION (FOIL FACED)	5 1/2" (R-21)	EXTERIOR WALL CAVITY & ROOF
SOUND ATTENUATION FLEXIBLE BATT GLASS FIBER INSULATION	3-1/2" U.N.O.	INTERIOR WALL CAVITY & ABOVE CEILING @ RESTROOMS
RIGID ROOF INSULATION BOARD (POLYISOCYANURATE)	4" (R-20)	ABOVE ROOF DECK



SITE NUMBER: 08186
 BASE MODEL: CONVERSION
 ASSET TYPE: FRANCHISE
 CLASSIFICATION: GUT/REBUILD
 OWNER: GC WEN MGMT
 BASE VERSION: 2016 JAN
 UPGRADE CLASSIFICATION: STANDARD BASE
 PROJECT YEAR: 2017
 FURNITURE PACKAGE: 2017
 DESIGN BULLETINS:

Wallin • Gomez Architects, Ltd.
 711 South Dearborn Street
 Suite 606
 Chicago, IL 60605
 Tel: 312-427-4702
 Fax: 312-427-6611
 e-mail: admin@wgald.com

Wendy's
 STORE #08186
 1600 RICHMOND AVENUE
 POINT PLEASANT BEACH, NJ 08742

REV	DATE	DESCRIPTION
06-12-17		ISSUED FOR PERMIT & BID
06-28-17		STRUCTURAL REVISIONS
08-03-17		PERMIT REVISIONS
08-17-17		ELECTRICAL REVISIONS

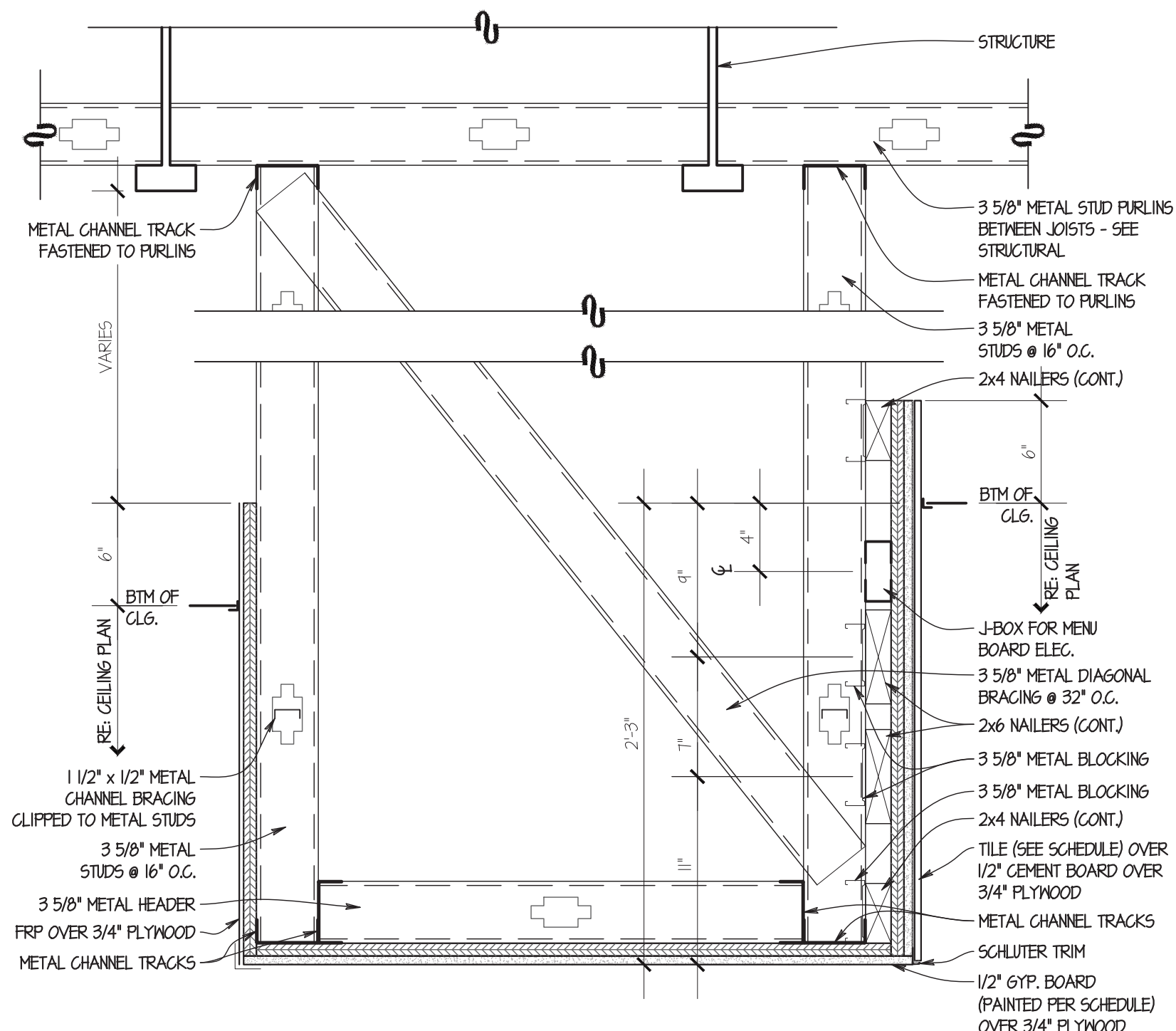
REV DATE DESCRIPTION
 06-12-17 ISSUED FOR PERMIT & BID
 06-28-17 STRUCTURAL REVISIONS
 08-03-17 PERMIT REVISIONS
 08-17-17 ELECTRICAL REVISIONS

NOTICE: THIS DOCUMENT CONTAINS PROPRIETARY INFORMATION. IT SHALL NOT BE USED OR REPRODUCED OR ITS CONTENTS DISCLOSED, IN WHOLE OR IN PART WITHOUT THE PRIOR WRITTEN CONSENT OF WALLIN / GOMEZ ARCHITECTS, LTD.

THESE DRAWINGS HAVE BEEN PREPARED AT AND / OR UNDER MY SUPERVISION AND TO THE BEST OF MY KNOWLEDGE AND BELIEF CONFORM AND COMPLY WITH THE REQUIREMENTS OF THE DEPARTMENT OF BUILDING AND CODES HAVING JURISDICTION.

STATE OF NEW JERSEY
 #1A101913600
 REGISTERED ARCHITECT
 DONALD J. WALLIN
 EXPIRATION DATE: 7/31/2019

SHEET NAME
FLOOR PLAN
 SHEET NUMBER
A1.1



03 SOFFIT DETAIL
SCALE: 1/2" = 1'-0"

02 NOT USED
SCALE: 3" = 1'-0"

GENERAL NOTES

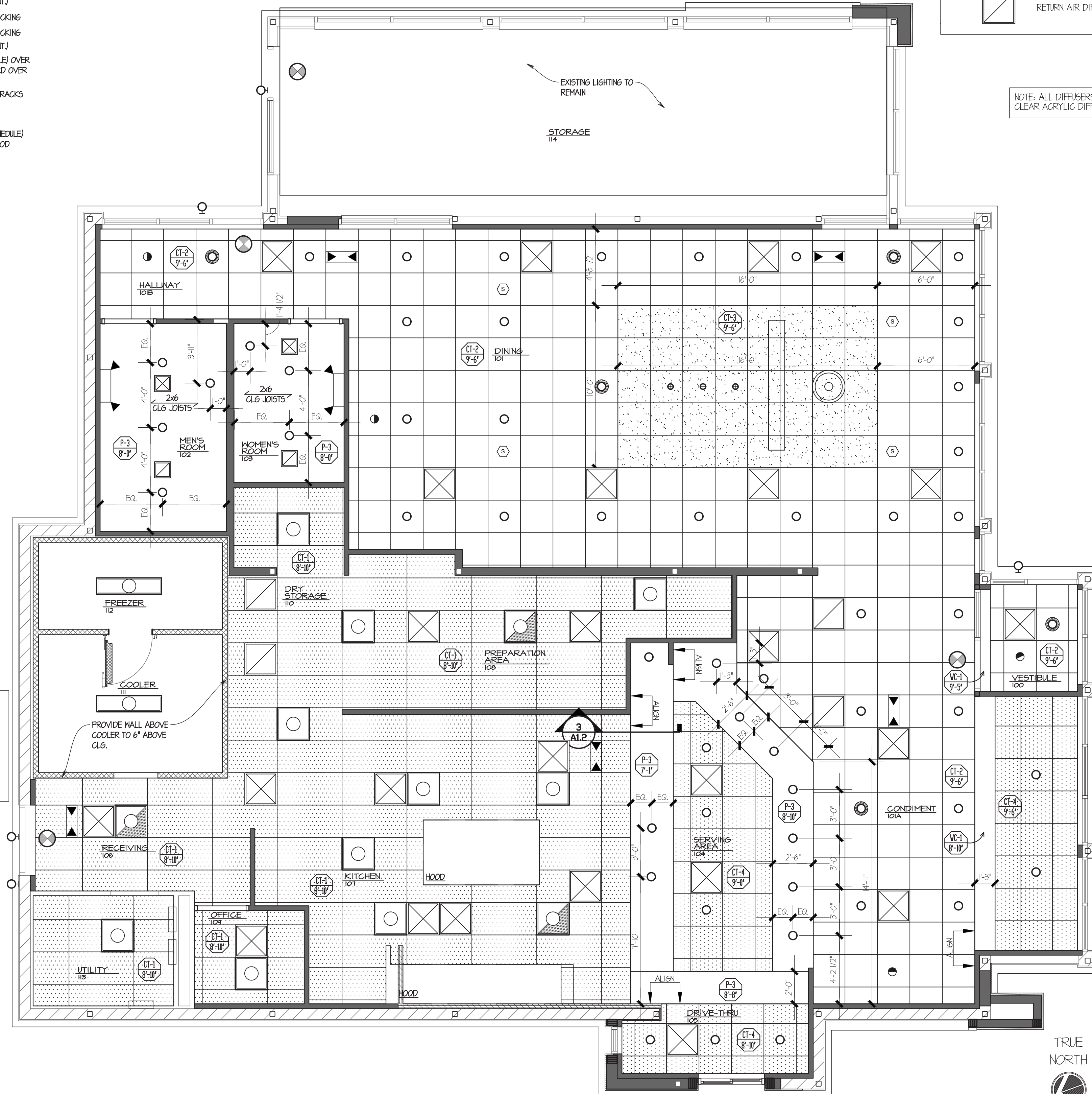
- HOLD DOWN CLIPS SHALL BE PROVIDED FOR CEILING TILES IN THE VESTIBULES.
- SEE INTERIOR FINISH SPECIFICATIONS FOR CEILING TILE.
- DO NOT SCREW THE CEILING GRID TO THE STAINLESS STEEL HOODS. USE DOUBLE-FACED TAPE.
- REFER TO ELECTRICAL AND/OR HVAC DRAWINGS FOR ADDITIONAL INFORMATION REGARDING FIXTURES, DEVICES AND EQUIPMENT SHOWN ON THIS PLAN.
- TYPICAL: RECESSED CAN FIXTURES TO BE CENTERED IN CEILING TILE UNDO.
- CENTER NEW CEILING GRID WITHIN ROOM AREA UNLESS NOTED / DIMENSIONED OTHERWISE.
- LOCATIONS OF EMERGENCY LIGHTING SHOWN FOR REFERENCE. FINAL LOCATIONS AND QUANTITIES TO BE APPROVED BY LOCAL FIRE INSPECTOR.
- SEE FINAL APPROVED SECURITY PLAN FOR LOCATIONS OF CEILING MOUNTED CAMERAS AND MONITORS.

RCP LEGEND

	LED LIGHT FIXTURE		PENDANT LIGHT FIXTURE
	LED LIGHT FIXTURE ON NIGHT LIGHT CIRCUIT		RECESSED OR WALL WASH CAN LIGHT FIXTURE
	WASHABLE 24x48 SUSPENDED ACOUSTICAL CEILING TILE # GRID. CT-1		RECESSED CAN LIGHT FIXTURE ON NIGHT LIGHT CIRCUIT
	24x24 SUSPENDED ACOUSTICAL CEILING TILE # GRID. CT-2		WALL MOUNTED LIGHT FIXTURE
	24x24 SUSPENDED ACOUSTICAL CEILING TILE # GRID. CT-3		EXIT LIGHT FIXTURE
	WASHABLE 24x24 SUSPENDED ACOUSTICAL CEILING TILE # GRID. CT-4		CEILING MOUNTED EMERGENCY FLOOD LIGHT
	EXHAUST FAN		WALL MOUNTED EMERGENCY FLOOD LIGHT
	RETURN AIR DIFFUSER		CEILING MOUNTED TRACK
	PENDANT LIGHT FIXTURE		CEILING SPEAKER
	PENDANT LIGHT FIXTURE		SUPPLY AIR DIFFUSER

NOTE: ALL DIFFUSERS TO HAVE A CLEAR ACRYLIC DIFFUSER GUARD.

NOTE: COORDINATE LOCATION AND QUANTITY OF NEW SPEAKERS TO BE INSTALLED IN DINING AREA WITH WENDY'S REPRESENTATIVE.



TRUE REF.
NORTH NORTH
REFLECTED CEILING PLAN
SCALE: 1/4" = 1'-0"

SITE NUMBER: 08186
BASE MODEL: CONVERSION
ASSET TYPE: FRANCHISE
CLASSIFICATION: GUT/REBUILD
OWNER: GC WEN MGMT
BASE VERSION: 2016 JAN
UPGRADE CLASSIFICATION: STANDARD BASE
PROJECT YEAR: 2017
FURNITURE PACKAGE: 2017
DESIGN BULLETINS:

Wallin • Gomez Architects, Ltd.
711 South Dearborn Street
Suite 606
Chicago, IL 60605
Tel: 312-427-4702
Fax: 312-427-6611
e-mail: admin@wgaltd.com

Wendy's
STORE #08186
1600 RICHMOND AVENUE
POINT PLEASANT BEACH, NJ 08742

REV	DATE	DESCRIPTION
06-12-17		ISSUED FOR PERMIT & BID
06-28-17		STRUCTURAL REVISIONS
08-03-17		PERMIT REVISIONS
08-17-17		ELECTRICAL REVISIONS

PLOT DATE: 4/23/2018
PROJECT NUMBER: 17022
DRAWN BY: KFI/CL
CHECKED BY: DJW

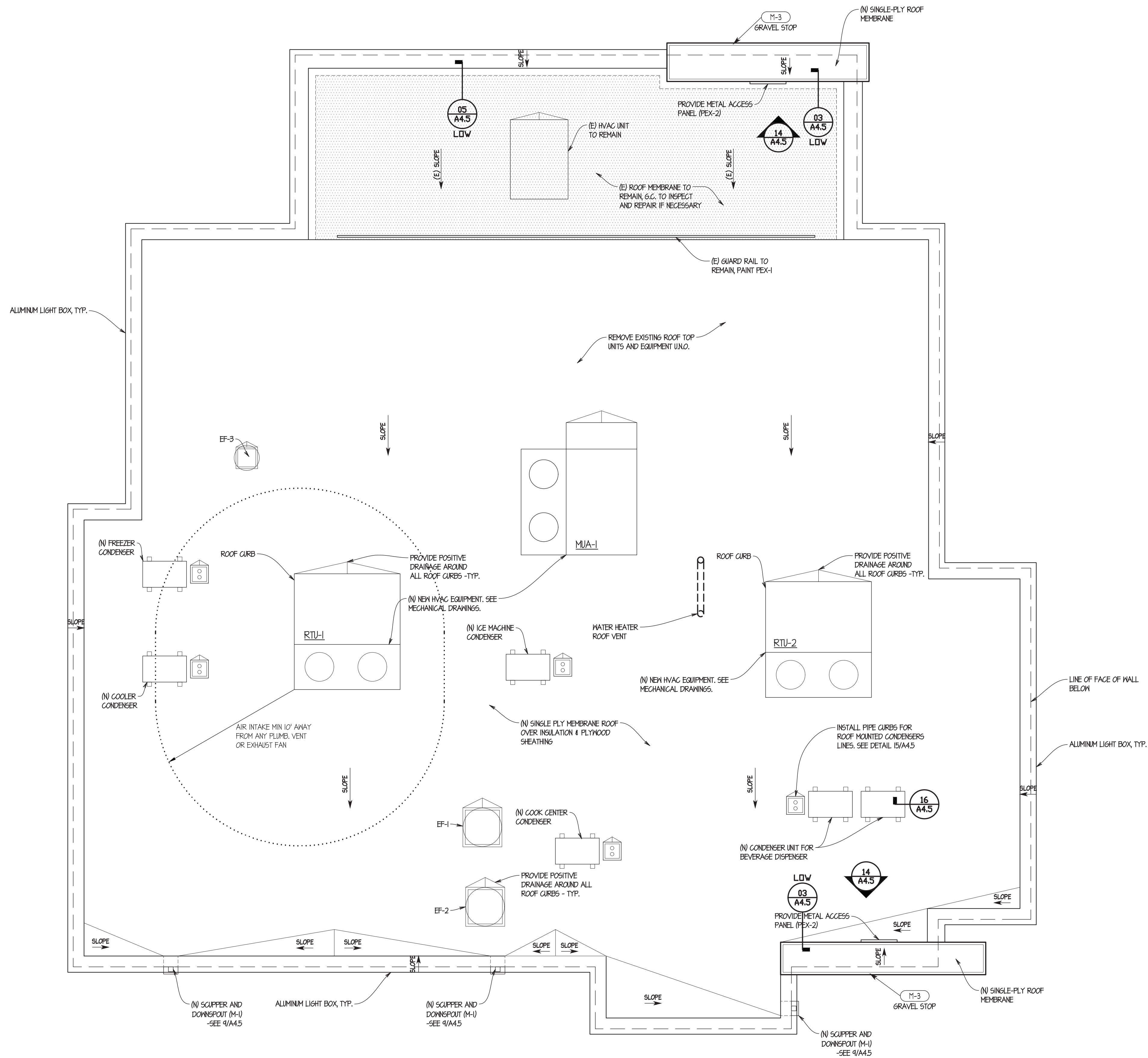
NOTICE: THIS DOCUMENT CONTAINS PROPRIETARY INFORMATION. IT SHALL NOT BE USED OR REPRODUCED OR ITS CONTENTS DISCLOSED, IN WHOLE OR IN PART WITHOUT THE PRIOR WRITTEN CONSENT OF WALLIN / GOMEZ ARCHITECTS, LTD.

THESE DRAWINGS HAVE BEEN PREPARED AT AND / OR UNDER MY SUPERVISION AND TO THE BEST OF MY KNOWLEDGE AND BELIEF CONFORM AND COMPLY WITH THE REQUIREMENTS OF THE DEPARTMENT OF BUILDING AND CODES HAVING JURISDICTION.

STATE OF NEW JERSEY
#1A101913600
REGISTERED ARCHITECT
DONALD J. WALLIN
EXPIRATION DATE: 7/31/2019

SHEET NAME
REFLECTED CEILING PLAN

SHEET NUMBER
A1.2



SITE NUMBER:	08186
BASE MODEL:	CONVERSION
ASSET TYPE:	FRANCHISE
CLASSIFICATION:	GUT/REBUILD
OWNER:	GC WEN MGMT
BASE VERSION:	2016 JAN
UPGRADE CLASSIFICATION:	STANDARD BASE
PROJECT YEAR:	2017
FURNITURE PACKAGE:	2017
DESIGN BULLETINS:	

Wallin • Gomez Architects, Ltd.
 711 South Dearborn Street
 Suite 606
 Chicago, IL 60605
 Tel: 312-427-4702
 Fax: 312-427-6611
 e-mail: admin@wgald.com

Wendy's
 STORE #08186
 1600 RICHMOND AVENUE
 POINT PLEASANT BEACH, NJ 08742

REV	DATE	DESCRIPTION
	06-12-17	ISSUED FOR PERMIT & BID
	06-28-17	STRUCTURAL REVISIONS
	08-03-17	PERMIT REVISIONS
	08-17-17	ELECTRICAL REVISIONS

PROJECT DATE: 4/23/2018
 PROJECT NUMBER: 17022
 DRAWN BY: KFI/CL
 CHECKED BY: DJW

NOTICE: THIS DOCUMENT CONTAINS PROPRIETARY INFORMATION. IT SHALL NOT BE USED OR REPRODUCED OR ITS CONTENTS DISCLOSED, IN WHOLE OR IN PART WITHOUT THE PRIOR WRITTEN CONSENT OF WALLIN / GOMEZ ARCHITECTS, LTD.

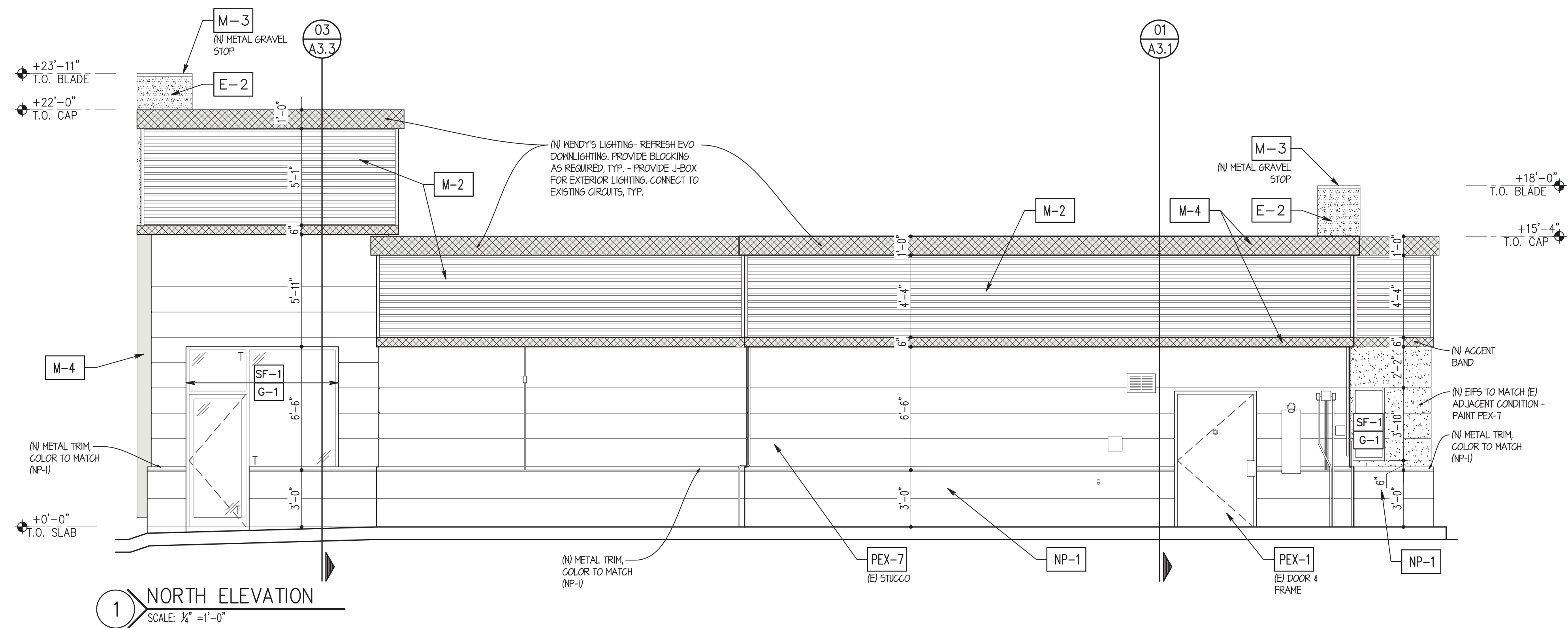
THESE DRAWINGS HAVE BEEN PREPARED AT AND / OR UNDER MY SUPERVISION AND TO THE BEST OF MY KNOWLEDGE AND BELIEF CONFORM AND COMPLY WITH THE REQUIREMENTS OF THE DEPARTMENT OF BUILDING AND CODES HAVING JURISDICTION.

STATE OF NEW JERSEY
 #1A101913600
 REGISTERED ARCHITECT
 DONALD J. WALLIN
 EXPIRATION DATE: 7/31/2019

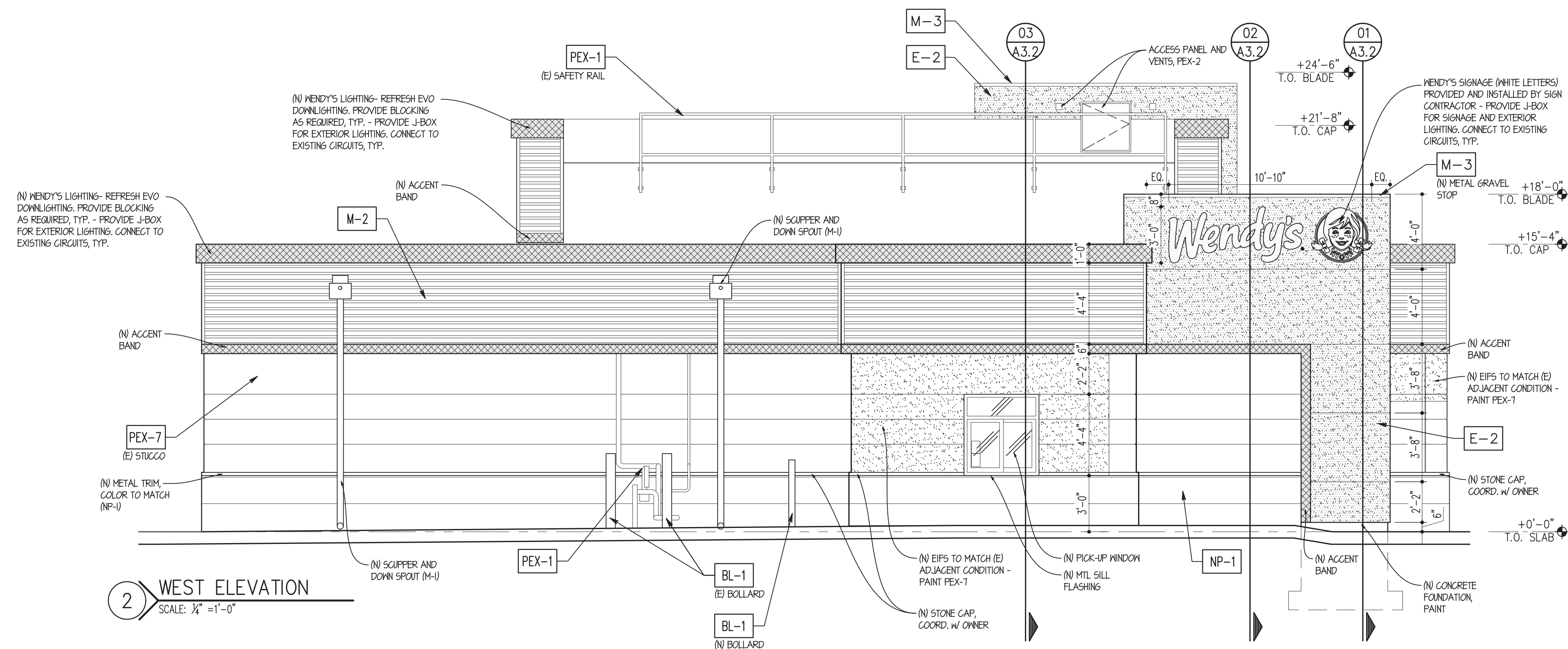
SHEET NAME
ROOF PLAN

01 ROOF PLAN
 SCALE: 1/4" = 1'-0"
 TRUE NORTH
 REF. NORTH

SHEET NUMBER
A1.3

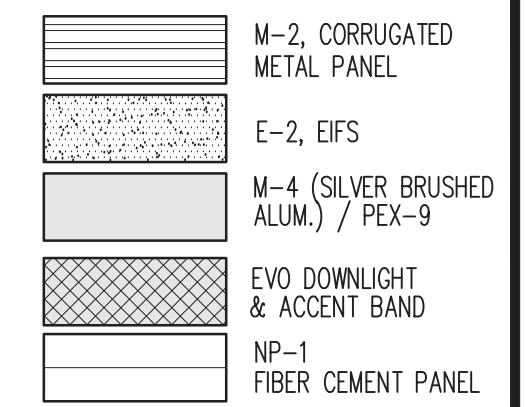


1 NORTH ELEVATION
SCALE: 1/8" = 1'-0"



2 WEST ELEVATION
SCALE: 1/8" = 1'-0"

LEGEND



NOTE: REFER TO MATERIAL/FINISH RESPONSIBILITY SCHEDULE ON SHEET A6.1 FOR SPECIFICATIONS OF ALL EXTERIOR MATERIALS AND FINISHES.

SIGNAGE
CALCS

EAST 1	32.5 SF
SOUTH 1	8.4 SF
WEST 1	32.5 SF
TOTAL	72.9 SF

TUCKPOINT/REPAIR (E) MASONRY FINISHES AS REQ'D - CONFIRM EXTENT OF REPAIRS REQUIRED W/ OWNER PRIOR TO START OF CONSTRUCTION - TYP.

SITE NUMBER:	08186
BASE MODEL:	CONVERSION
ASSET TYPE:	FRANCHISE
CLASSIFICATION:	GUT/REBUILD
OWNER:	GC WEN MGMT
BASE VERSION:	2016 JAN
UPGRADE CLASSIFICATION:	STANDARD BASE
PROJECT YEAR:	2017
FURNITURE PACKAGE:	2017
DESIGN BULLETINS:	

Wallin • Gomez
Architects, Ltd.

711 South Dearborn Street
Suite 606
Chicago, IL 60605
Tel: 312-427-4702
Fax: 312-427-6611
e-mail: admin@wgald.com

Wendy's
STORE #08186
1600 RICHMOND AVENUE
POINT PLEASANT BEACH, NJ 08742


REV	DATE	DESCRIPTION
06-12-17		ISSUED FOR PERMIT & BID
06-28-17		STRUCTURAL REVISIONS
08-03-17		PERMIT REVISIONS
08-17-17		ELECTRICAL REVISIONS

PILOT DATE: 4/23/2018
PROJECT NUMBER: 17022
DRAWN BY: KFI/CL
CHECKED BY: DJW

NOTICE: THIS DOCUMENT CONTAINS PROPRIETARY INFORMATION. IT SHALL NOT BE USED OR REPRODUCED OR ITS CONTENTS DISCLOSED, IN WHOLE OR IN PART WITHOUT THE PRIOR WRITTEN CONSENT OF WALLIN / GOMEZ ARCHITECTS, LTD.

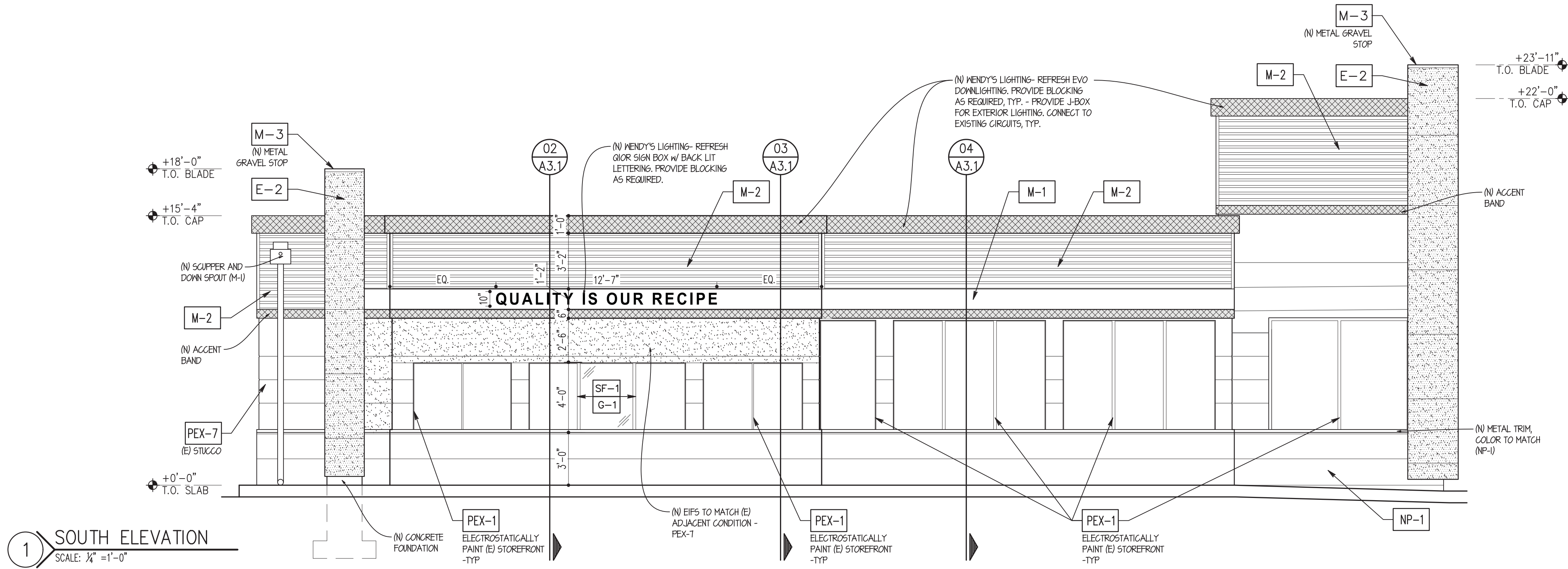
THESE DRAWINGS HAVE BEEN PREPARED AT AND / OR UNDER MY SUPERVISION AND TO THE BEST OF MY KNOWLEDGE AND BELIEF CONFORM AND COMPLY WITH THE REQUIREMENTS OF THE DEPARTMENT OF BUILDING AND CODES HAVING JURISDICTION.

STATE OF NEW JERSEY
#1A101913600
REGISTERED ARCHITECT
DONALD J. WALLIN
EXPIRATION DATE: 7/31/2019

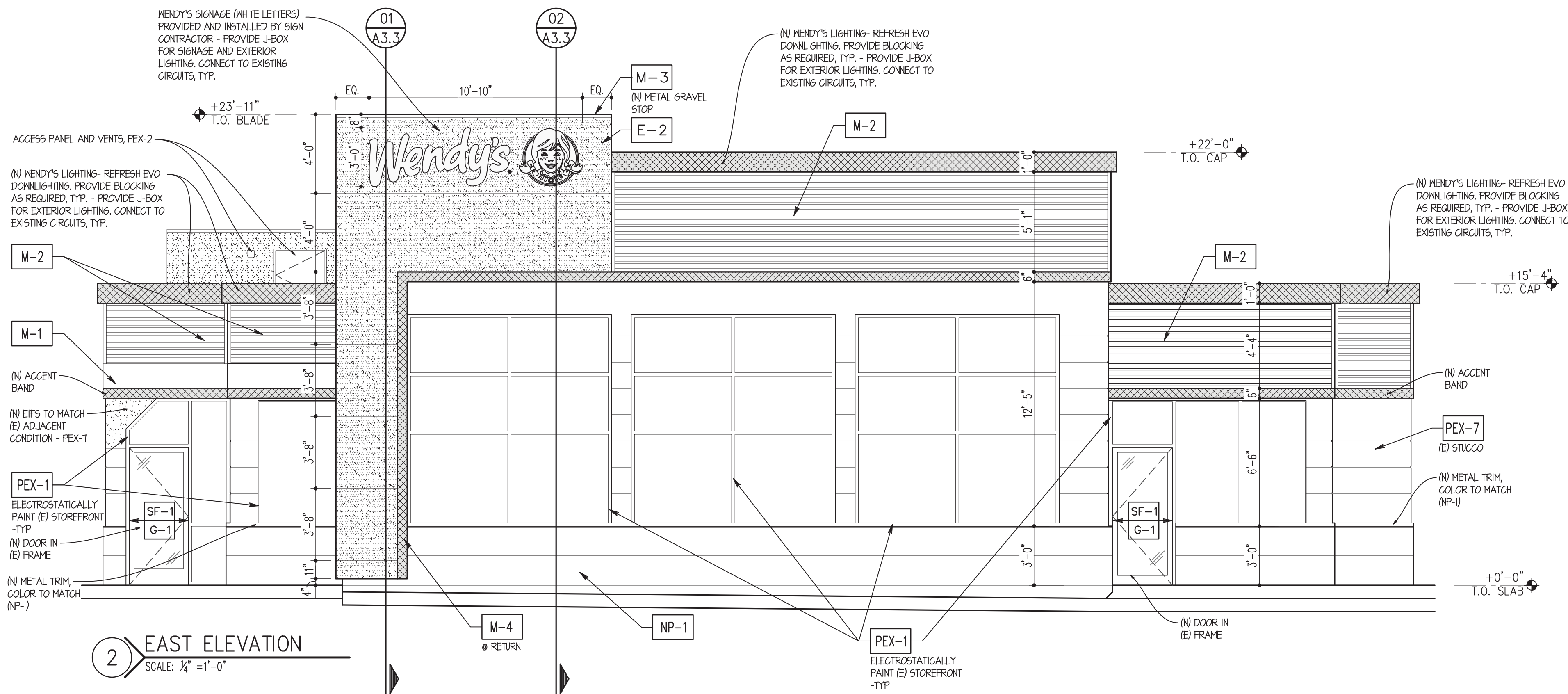


SHEET NAME
EXTERIOR
ELEVATIONS

SHEET NUMBER
A2.1



1 SOUTH ELEVATION
SCALE: 1/4" = 1'-0"



2 EAST ELEVATION
SCALE: 1/4" = 1'-0"

LEGEND

- M-2, CORRUGATED METAL PANEL
- E-2, EIFS
- M-4 (SILVER BRUSHED ALUM.) / PEX-9
- EVO DOWNLIGHT & ACCENT BAND
- NP-1 FIBER CEMENT PANEL

NOTE: REFER TO MATERIAL FINISH RESPONSIBILITY SCHEDULE ON SHEET A6.1 FOR SPECIFICATIONS OF ALL EXTERIOR MATERIALS AND FINISHES.

SIGNAGE CALCS

EAST 1	32.5 SF
SOUTH 1	8.4 SF
WEST 1	32.5 SF
TOTAL	72.9 SF

TICKPOINT/REPAIR (E) MASONRY FINISHES AS REQ'D - CONFIRM EXTENT OF REPAIRS REQUIRED w/ OWNER PRIOR TO START OF CONSTRUCTION - TYP.

SITE NUMBER: 08186
 BASE MODEL: CONVERSION
 ASSET TYPE: FRANCHISE
 CLASSIFICATION: GUT/REBUILD
 OWNER: GC WEN MGMT
 BASE VERSION: 2016 JAN
 UPGRADE CLASSIFICATION: STANDARD BASE
 PROJECT YEAR: 2017
 FURNITURE PACKAGE: 2017
 DESIGN BULLETINS:

Wallin • Gomez Architects, Ltd.
 711 South Dearborn Street
 Suite 606
 Chicago, IL 60605
 Tel: 312-427-4702
 Fax: 312-427-6611
 e-mail: admin@wgaltd.com



STORE #08186
 1600 RICHMOND AVENUE
 POINT PLEASANT BEACH, NJ 08742


REV.	DATE	DESCRIPTION
06-12-17		ISSUED FOR PERMIT & BID
06-28-17		STRUCTURAL REVISIONS
08-03-17		PERMIT REVISIONS
08-17-17		ELECTRICAL REVISIONS

PROJECT DATE: 4/23/2018
 PROJECT NUMBER: 17022
 DRAWN BY: KFC/CL
 CHECKED BY: DJW

NOTICE: THIS DOCUMENT CONTAINS PROPRIETARY INFORMATION. IT SHALL NOT BE USED OR REPRODUCED OR ITS CONTENTS DISCLOSED, IN WHOLE OR IN PART WITHOUT THE PRIOR WRITTEN CONSENT OF WALLIN GOMEZ ARCHITECTS, LTD.

THESE DRAWINGS HAVE BEEN PREPARED AT AND / OR UNDER MY SUPERVISION AND TO THE BEST OF MY KNOWLEDGE AND BELIEF CONFORM AND COMPLY WITH THE REQUIREMENTS OF THE DEPARTMENT OF BUILDING AND CODES HAVING JURISDICTION.

STATE OF NEW JERSEY
 #1A101913600
 REGISTERED ARCHITECT
 DONALD J. WALLIN
 EXPIRATION DATE: 7/31/2019



SHEET NAME
EXTERIOR ELEVATIONS

SHEET NUMBER

A2.2

4/23/2018 3:05 PM P:\2017\17022 - gwen@gwaltd.com Wendy's - 2105 route 88 point pleasant beach richmond ave 1600 rd nj 08742 17022.dwg 1/28/18 10:42:00 AM DWG

GENERAL NOTES

- SEAL EXTERIOR WALL AND ROOF PENETRATIONS AND JOINTS BETWEEN DISSIMILAR MATERIALS TO ENSURE A COMPLETELY WEATHER-TIGHT SEAL. SEALANT LOCATIONS INCLUDE BUT ARE NOT LIMITED TO: LIGHT FIXTURE MOUNTS, DOOR AND WINDOW FRAMES, FASCIA EDGES, SIGNAGE MOUNTS, CONDUIT PENETRATIONS, SCUPPERS, ELECTRICAL OUTLETS, HOSE BIBS, AND UTILITY SERVICE ENTRANCES.
- INSTALL WEATHER BARRIER BEHIND DRAINABLE EIFS, EXTERIOR METAL SIDING, AND BREAK METAL. INSTALL TILE MANUFACTURER APPROVED WEATHER BARRIER BEHIND EXTERIOR CERAMIC TILE.
- EXISTING ROOF TRUSSES/JOISTS TO REMAIN UNO. CONTRACTOR TO PROVIDE AND INSTALL REQUIRED BRACING AND SHORING AS NEEDED.
- TRANSITION BETWEEN EXISTING AND NEW ROOFING SYSTEMS: SPLICE NEW ROOF WITH EXISTING ROOF IN ACCORDANCE WITH MANUFACTURER'S RECOMMENDATIONS. CONTRACTOR SHALL COORDINATE TRANSITION BETWEEN NEW AND EXISTING ROOFING SYSTEMS WITH A CERTIFIED REPRESENTATIVE TO BE PRESENT DURING CONSTRUCTION AND TO REVIEW AND CERTIFY WORK IN ORDER TO MAINTAIN THE INTEGRITY OF EXISTING ROOF WARRANTIES.
- WOOD USED IN EXTERIOR WALLS AND OTHER EXTERIOR ELEMENTS TO BE PRESERVATIVE TREATED.
- EXTERIOR SIDEWALKS AND PAVING ARE SHOWN FOR DESIGN INTENT ONLY. G.C. SHALL BE RESPONSIBLE FOR COORDINATING SCOPE OF WORK WITH OWNER'S REPRESENTATIVE AND/OR CIVIL DRAWINGS.
- DESIGN PROFESSIONAL OF RECORD TO VERIFY PROPER LOCATION OF VAPOR BARRIER IN WALL DEPENDING ON CLIMATE ZONE FOR PROJECT.
- EXISTING GRADES SHALL BE 2" MIN. BELOW EXISTING FLOOR SLAB AND SHALL SLOPE AWAY FROM BUILDING.
- ITEMS MOUNTED ON TOP OF THE PARAPET ARE TO BE SET IN A FULL BED OF SEALANT AND HAVE FULL DEPTH BLOCKING IMMEDIATELY BELOW CAP.
- HEIGHT OF BLADE AND HEIGHT OF SIGNAGE TO BE VERIFIED WITH LOCAL BUSINESS CODES.
- INFILL NEW STUD SPACES AND VOIDS WITH BATT INSULATION.
- SEE STRUCTURAL PLAN AND DETAILS FOR ADDITIONAL FRAMING REQUIREMENTS.

SITE NUMBER:	08186
BASE MODEL:	CONVERSION
ASSET TYPE:	FRANCHISE
CLASSIFICATION:	GUT/REBUILD
OWNER:	GC WEN MGMT
BASE VERSION:	2016 JAN
UPGRADE CLASSIFICATION:	STANDARD BASE
PROJECT YEAR:	2017
FURNITURE PACKAGE:	2017
DESIGN BULLETINS:	

Wallin • Gomez Architects, Ltd.

711 South Dearborn Street
Suite 606
Chicago, IL 60605

Tel: 312-427-4702
Fax: 312-427-6611
e-mail: admin@wgald.com

Wendy's

STORE #08186
1600 RICHMOND AVENUE
POINT PLEASANT BEACH, NJ 08742


REV.	DATE	DESCRIPTION
06-12-17		ISSUED FOR PERMIT & BID
06-28-17		STRUCTURAL REVISIONS
08-03-17		PERMIT REVISIONS
08-17-17		ELECTRICAL REVISIONS

PILOT DATE: 4/23/2018
PROJECT NUMBER: 17022
DRAWN BY: KFC/CL
CHECKED BY: DJW

NOTICE: THIS DOCUMENT CONTAINS PROPRIETARY INFORMATION. IT SHALL NOT BE USED OR REPRODUCED OR ITS CONTENTS DISCLOSED, IN WHOLE OR IN PART, WITHOUT THE PRIOR WRITTEN CONSENT OF WALLIN / GOMEZ ARCHITECTS, LTD.

THESE DRAWINGS HAVE BEEN PREPARED AT AND / OR UNDER MY SUPERVISION AND TO THE BEST OF MY KNOWLEDGE AND BELIEF CONFORM AND COMPLY WITH THE REQUIREMENTS OF THE DEPARTMENT OF BUILDING AND CODES HAVING JURISDICTION.

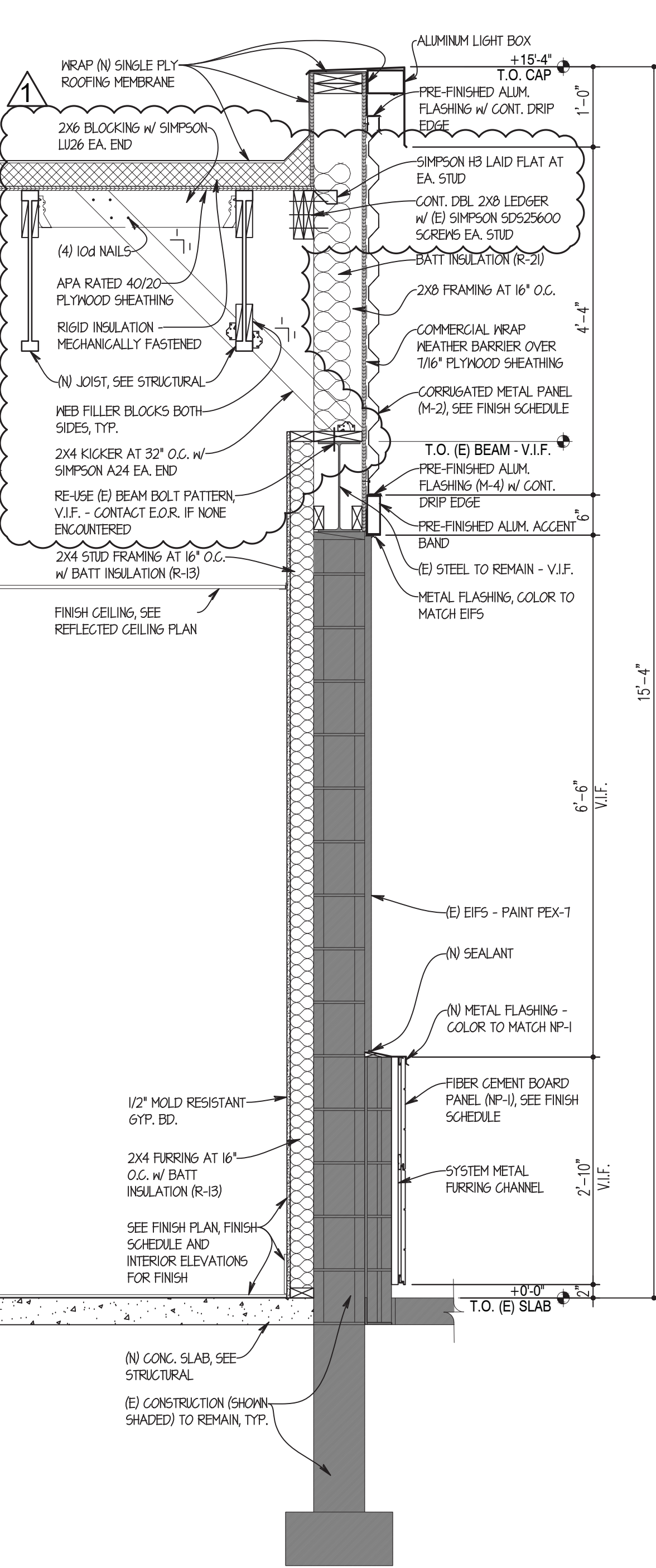
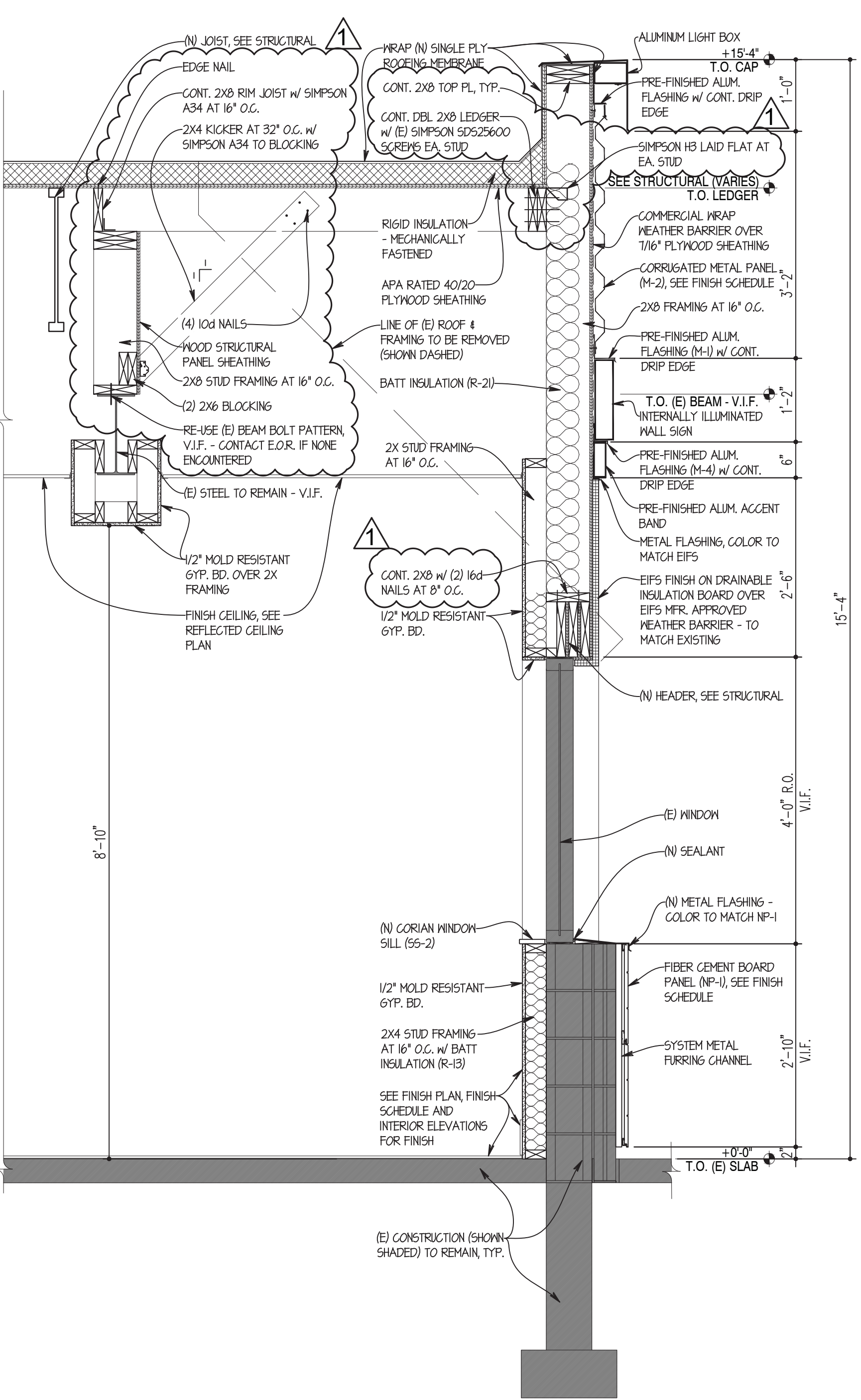
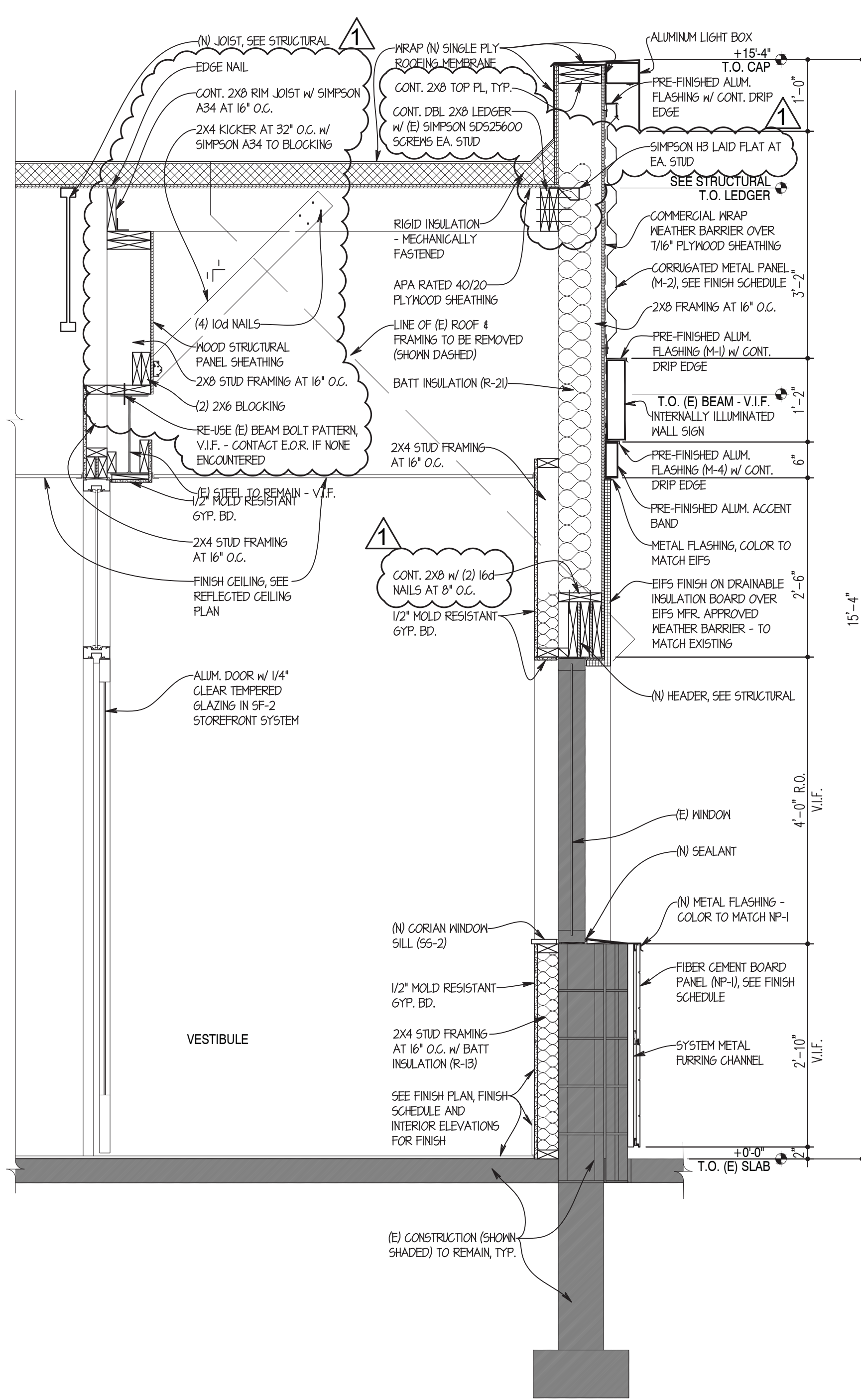
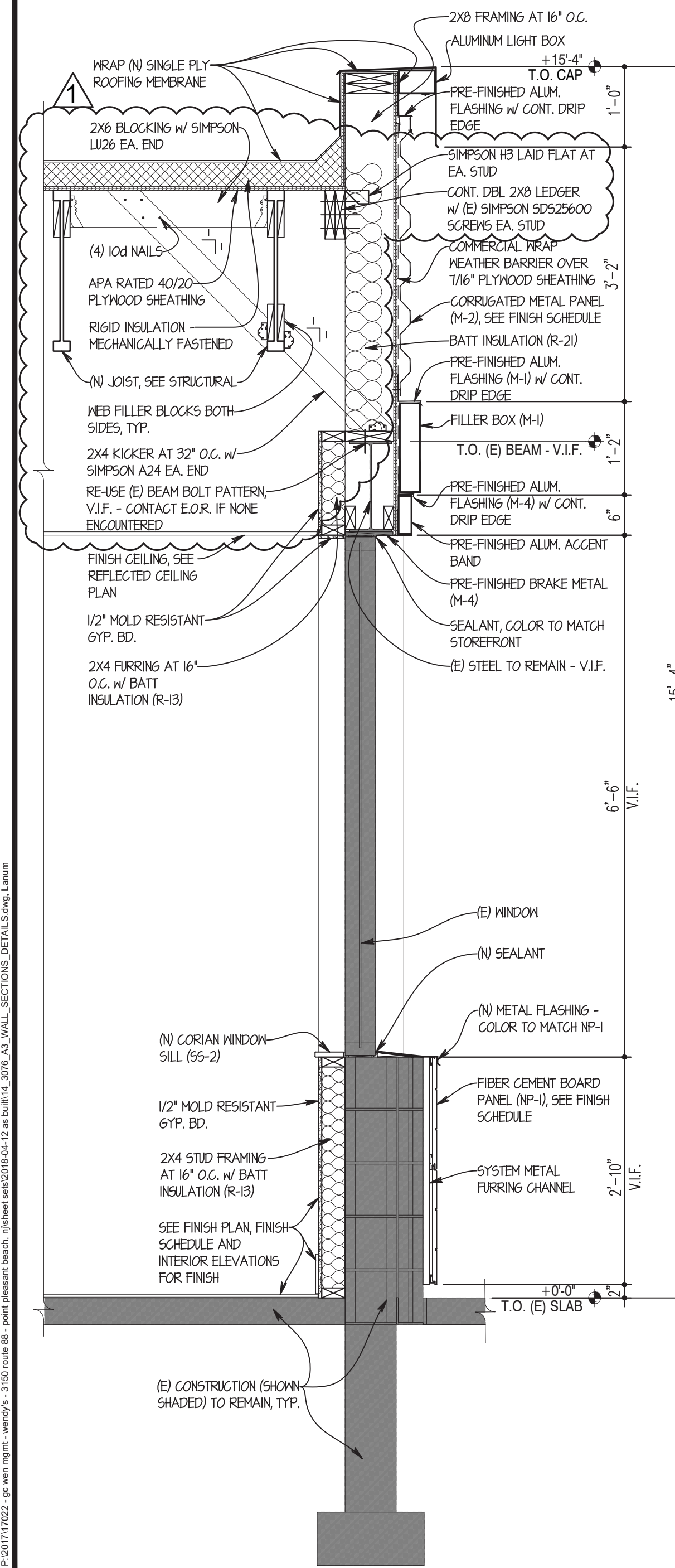
STATE OF NEW JERSEY
#1A101913600
REGISTERED ARCHITECT
DONALD J. WALLIN
EXPIRATION DATE: 7/31/2019



SHEET NAME
WALL SECTIONS

SHEET NUMBER

A3.1

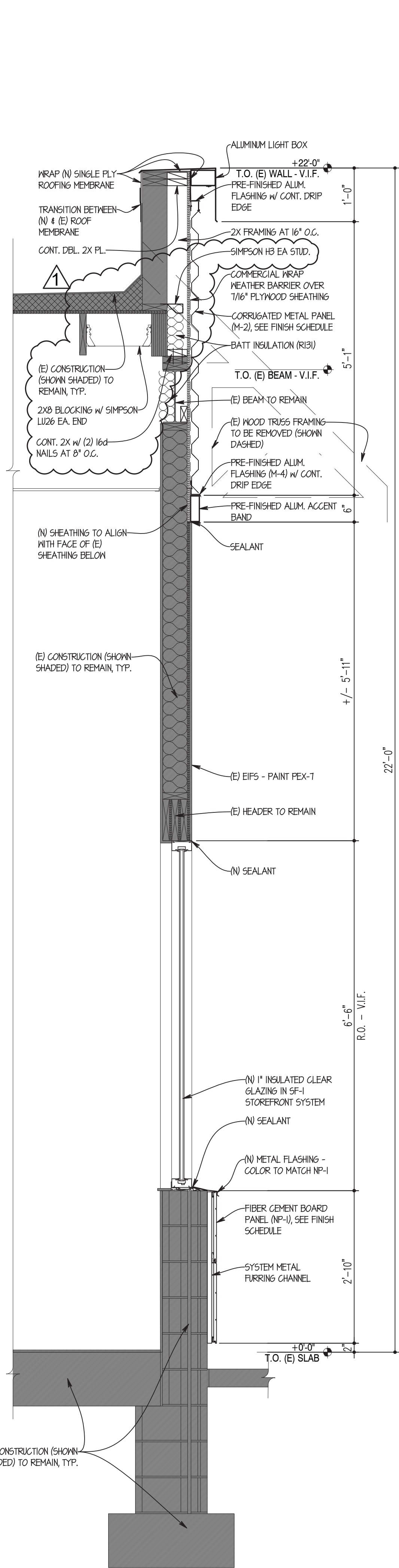


04 WALL SECTION
SCALE: 3/4" = 1'-0"

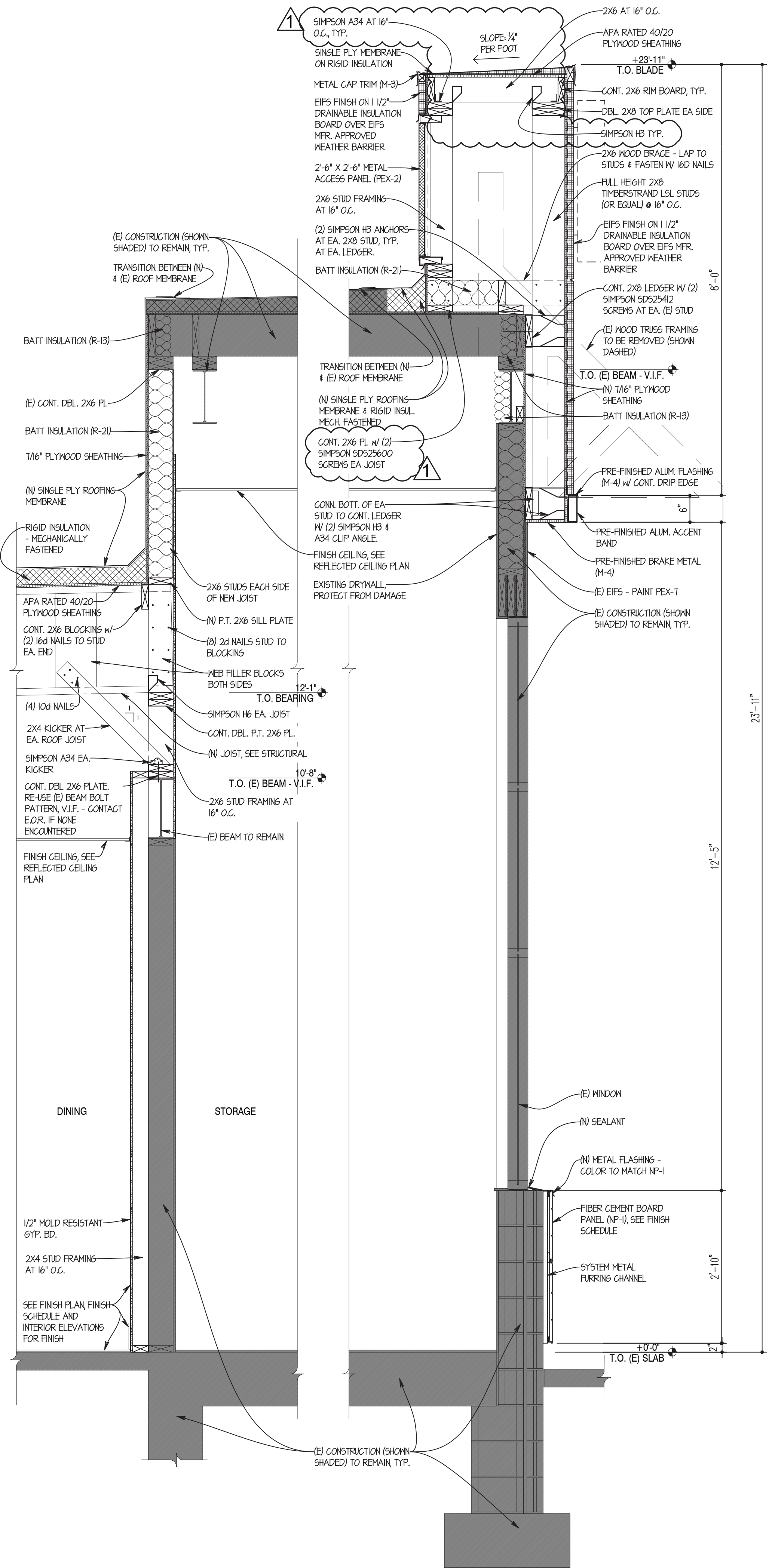
03 WALL SECTION
SCALE: 3/4" = 1'-0"

02 WALL SECTION
SCALE: 3/4" = 1'-0"

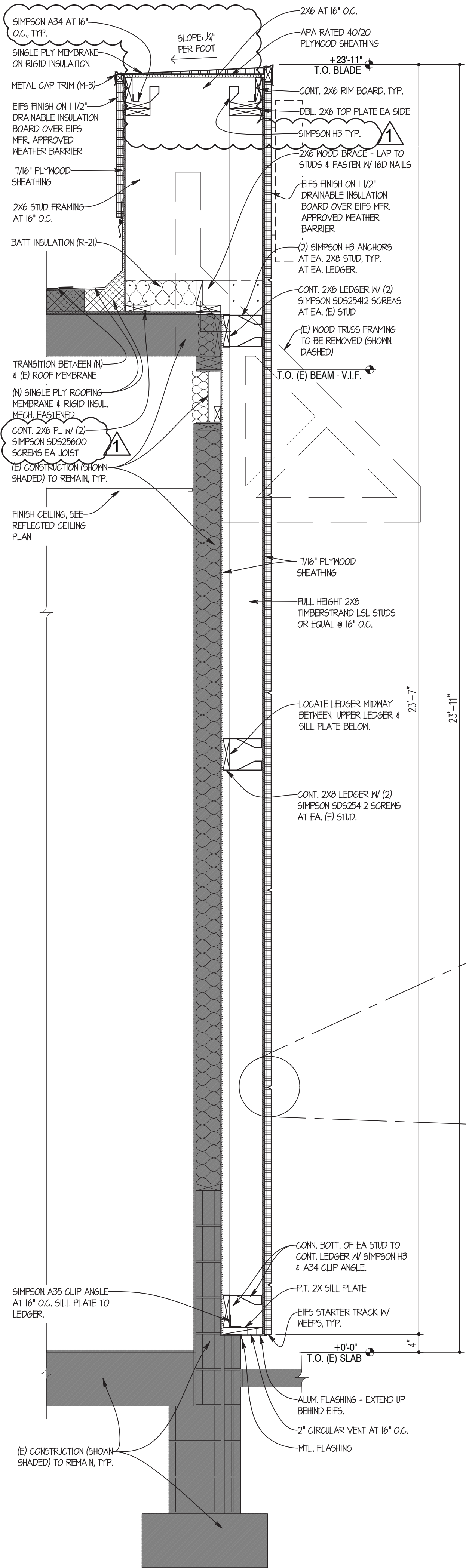
01 WALL SECTION
SCALE: 3/4" = 1'-0"



03 WALL SECTION
SCALE: 3/4" = 1'-0"

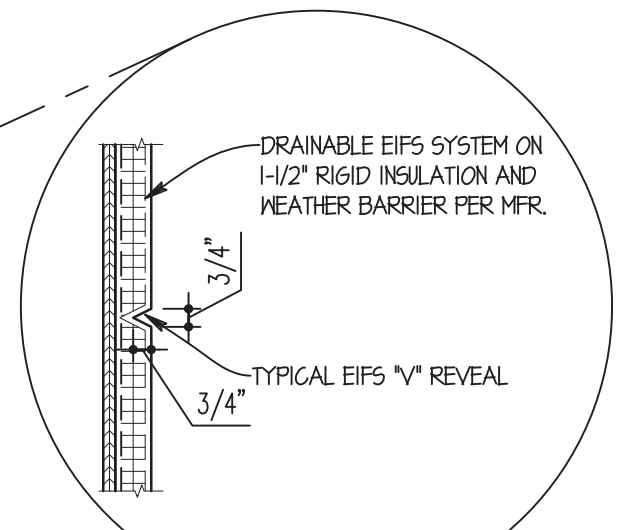


02 WALL SECTION
SCALE: 3/4" = 1'-0"



01 WALL SECTION
SCALE: 3/4" = 1'-0"

- GENERAL NOTES**
1. SEAL EXTERIOR WALL AND ROOF PENETRATIONS AND JOINTS BETWEEN DISSIMILAR MATERIALS TO ENSURE A COMPLETELY WEATHER-TIGHT SEAL. SEALANT LOCATIONS INCLUDE BUT ARE NOT LIMITED TO: LIGHT FIXTURE MOUNTS, DOOR AND WINDOW FRAMES, FASCIA EDGES, SIGNAGE MOUNTS, CONDUIT PENETRATIONS, SCOPPERS, ELECTRICAL OUTLETS, HOSE BIBS, AND UTILITY SERVICE ENTRANCES.
 2. INSTALL WEATHER BARRIER BEHIND DRAINABLE EIFS, EXTERIOR METAL SIDING, AND BREAK METAL. INSTALL TILE MANUFACTURER APPROVED WEATHER BARRIER BEHIND EXTERIOR CERAMIC TILE.
 3. EXISTING ROOF TRUSSES/JOISTS TO REMAIN UNO. CONTRACTOR TO PROVIDE AND INSTALL REQUIRED BRACING AND SHORING AS NEEDED.
 4. TRANSITION BETWEEN EXISTING AND NEW ROOFING SYSTEMS: SPLICE NEW ROOF WITH EXISTING ROOF IN ACCORDANCE WITH MANUFACTURER'S RECOMMENDATIONS. CONTRACTOR SHALL COORDINATE TRANSITION BETWEEN NEW AND EXISTING ROOFING SYSTEMS WITH A CERTIFIED REPRESENTATIVE TO BE PRESENT DURING CONSTRUCTION AND TO REVIEW AND CERTIFY WORK IN ORDER TO MAINTAIN THE INTEGRITY OF EXISTING ROOF WARRANTIES.
 5. WOOD USED IN EXTERIOR WALLS AND OTHER EXTERIOR ELEMENTS TO BE PRESERVATIVE TREATED.
 6. EXTERIOR SIDEWALKS AND PAVING ARE SHOWN FOR DESIGN INTENT ONLY. G.C. SHALL BE RESPONSIBLE FOR COORDINATING SCOPE OF WORK WITH OWNER'S REPRESENTATIVE AND/OR CIVIL DRAWINGS.
 7. DESIGN PROFESSIONAL OF RECORD TO VERIFY PROPER LOCATION OF VAPOR BARRIER IN WALL DEPENDING ON CLIMATE ZONE FOR PROJECT.
 8. EXISTING GRADES SHALL BE 2" MIN. BELOW EXISTING FLOOR SLAB AND SHALL SLOPE AWAY FROM BUILDING.
 9. ITEMS MOUNTED ON TOP OF THE PARAPET ARE TO BE SET IN A FULL BED OF SEALANT AND HAVE FULL DEPTH BLOCKING IMMEDIATELY BELOW CAP.
 10. HEIGHT OF BLADE AND HEIGHT OF SIGNAGE TO BE VERIFIED WITH LOCAL BUSINESS CODES.
 11. INFILL NEW STUD SPACES AND VOIDS WITH BATT INSULATION.
 12. SEE STRUCTURAL PLAN AND DETAILS FOR ADDITIONAL FRAMING REQUIREMENTS.



SITE NUMBER:	08186
BASE MODEL:	CONVERSION
ASSET TYPE:	FRANCHISE
CLASSIFICATION:	GUT/REBUILD
OWNER:	GC WEN MGMT
BASE VERSION:	2016 JAN
UPGRADE CLASSIFICATION:	STANDARD BASE
PROJECT YEAR:	2017
FURNITURE PACKAGE:	2017
DESIGN BULLETINS:	

Wallin • Gomez Architects, Ltd.
711 South Dearborn Street
Suite 606
Chicago, IL 60605
Tel: 312-427-4702
Fax: 312-427-6611
e-mail: admin@wgald.com

Wendy's
STORE #08186
1600 RICHMOND AVENUE
POINT PLEASANT BEACH, NJ 08742


REV.	DATE	DESCRIPTION
06-12-17		ISSUED FOR PERMIT & BID
06-28-17		STRUCTURAL REVISIONS
08-03-17		PERMIT REVISIONS
08-17-17		ELECTRICAL REVISIONS

PILOT DATE: 4/23/2018
PROJECT NUMBER: 17022
DRAWN BY: KFI/CL
CHECKED BY: DJW

NOTICE: THIS DOCUMENT CONTAINS PROPRIETARY INFORMATION. IT SHALL NOT BE USED OR REPRODUCED OR ITS CONTENTS DISCLOSED, IN WHOLE OR IN PART WITHOUT THE PRIOR WRITTEN CONSENT OF WALLIN / GOMEZ ARCHITECTS, LTD.

THESE DRAWINGS HAVE BEEN PREPARED AT AND / OR UNDER MY SUPERVISION AND TO THE BEST OF MY KNOWLEDGE AND BELIEF CONFORM AND COMPLY WITH THE REQUIREMENTS OF THE DEPARTMENT OF BUILDING AND CODES HAVING JURISDICTION.

STATE OF NEW JERSEY
#1A101913600
REGISTERED ARCHITECT
DONALD J. WALLIN
EXPIRATION DATE: 7/31/2019



SHEET NAME
WALL SECTIONS

SHEET NUMBER
A3.3

SITE NUMBER:	08186
BASE MODEL:	CONVERSION
ASSET TYPE:	FRANCHISE
CLASSIFICATION:	GUT/REBUILD
OWNER:	GC WEN MGMT
BASE VERSION:	2016 JAN
UPGRADE CLASSIFICATION:	STANDARD BASE
PROJECT YEAR:	2017
FURNITURE PACKAGE:	2017
DESIGN BULLETINS:	

Wallin-Gomez Architects, Ltd.

711 South Dearborn Street
Suite 606
Chicago, IL 60605

Tel: 312-427-4702
Fax: 312-427-6611
e-mail: admin@wgaltd.com

Wendy's
STORE #08186
1600 RICHMOND AVENUE
POINT PLEASANT BEACH, NJ 08742

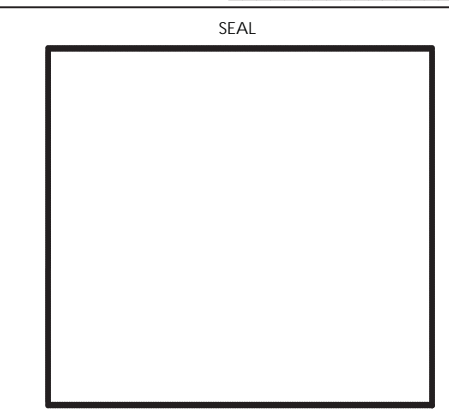
REV.	DATE	DESCRIPTION
06-12-17		ISSUED FOR PERMIT & BID
06-28-17		STRUCTURAL REVISIONS
08-03-17		PERMIT REVISIONS
08-17-17		ELECTRICAL REVISIONS

RFOT DATE: 4/23/2018
PROJECT NUMBER: 17022
DRAWN BY: KFI/CL
CHECKED BY: DJW

NOTICE: THIS DOCUMENT CONTAINS PROPRIETARY INFORMATION. IT SHALL NOT BE USED OR REPRODUCED OR ITS CONTENTS DISCLOSED, IN WHOLE OR IN PART WITHOUT THE PRIOR WRITTEN CONSENT OF WALLIN-GOMEZ ARCHITECTS, LTD.

THESE DRAWINGS HAVE BEEN PREPARED AT AND / OR UNDER MY SUPERVISION AND TO THE BEST OF MY KNOWLEDGE AND BELIEF CONFORM AND COMPLY WITH THE REQUIREMENTS OF THE DEPARTMENT OF BUILDING AND CODES HAVING JURISDICTION.

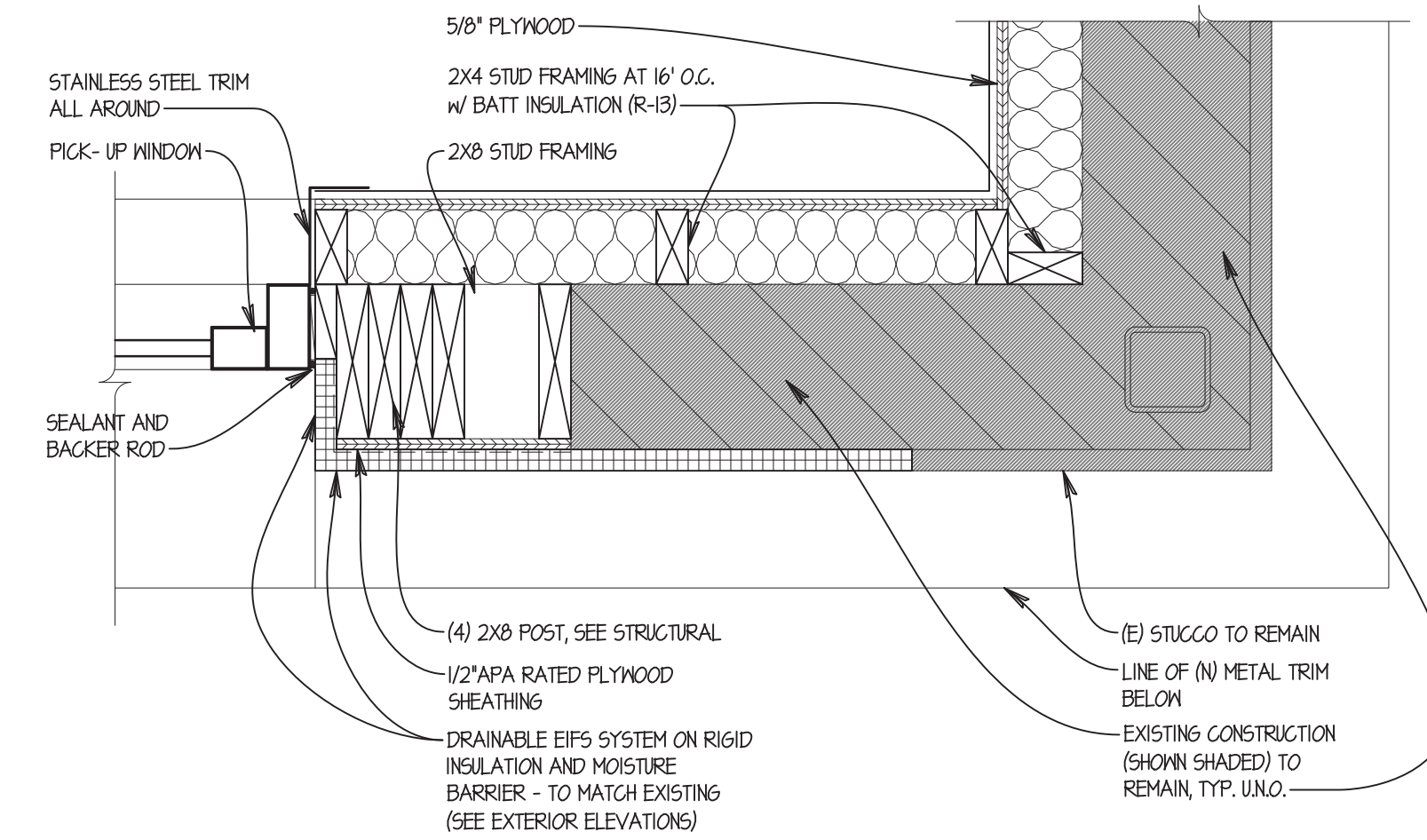
STATE OF NEW JERSEY
#1A101913600
REGISTERED ARCHITECT
DONALD J. WALLIN
EXPIRATION DATE: 7/31/2019



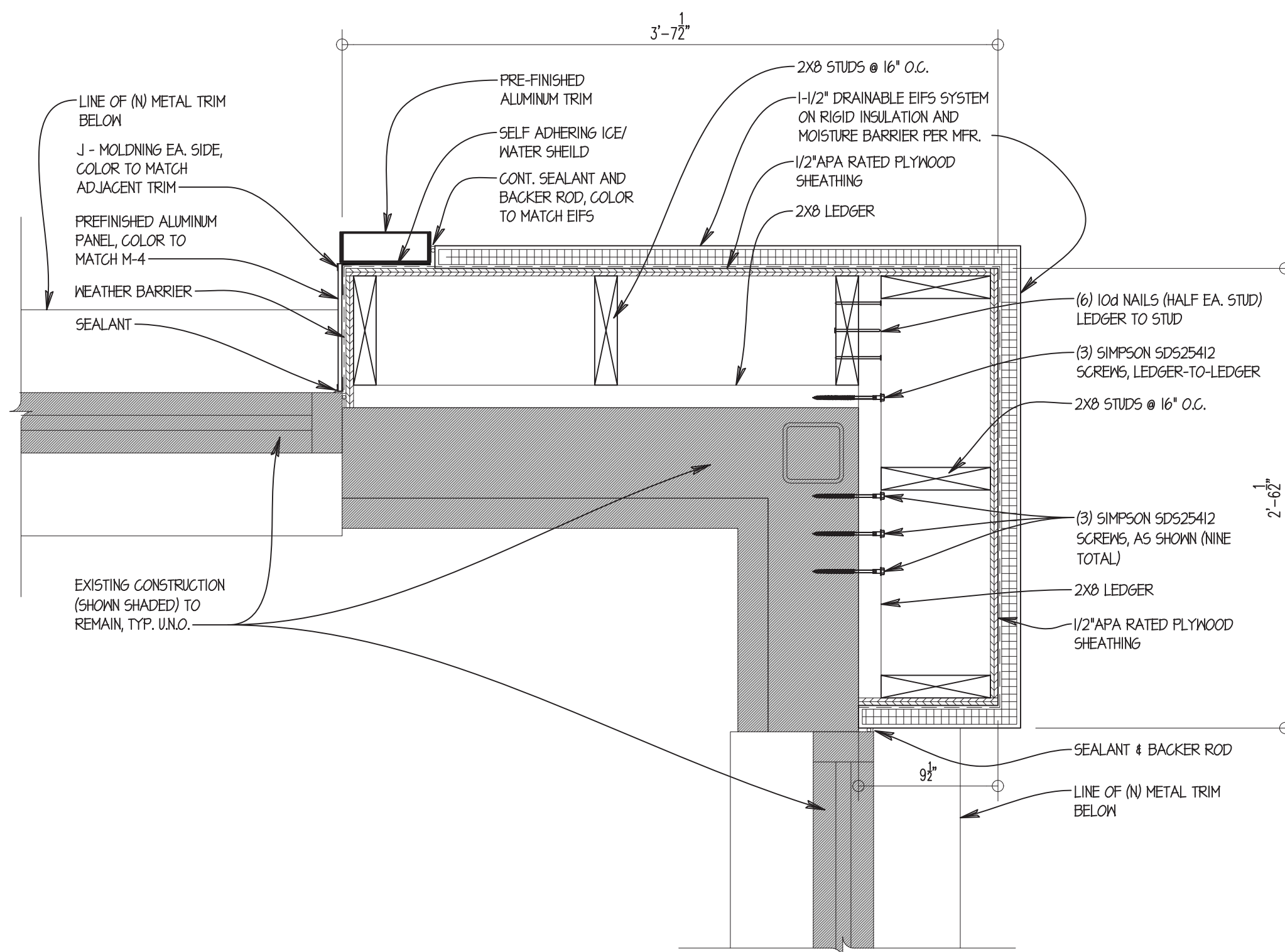
SHEET NAME
PLAN DETAILS

SHEET NUMBER

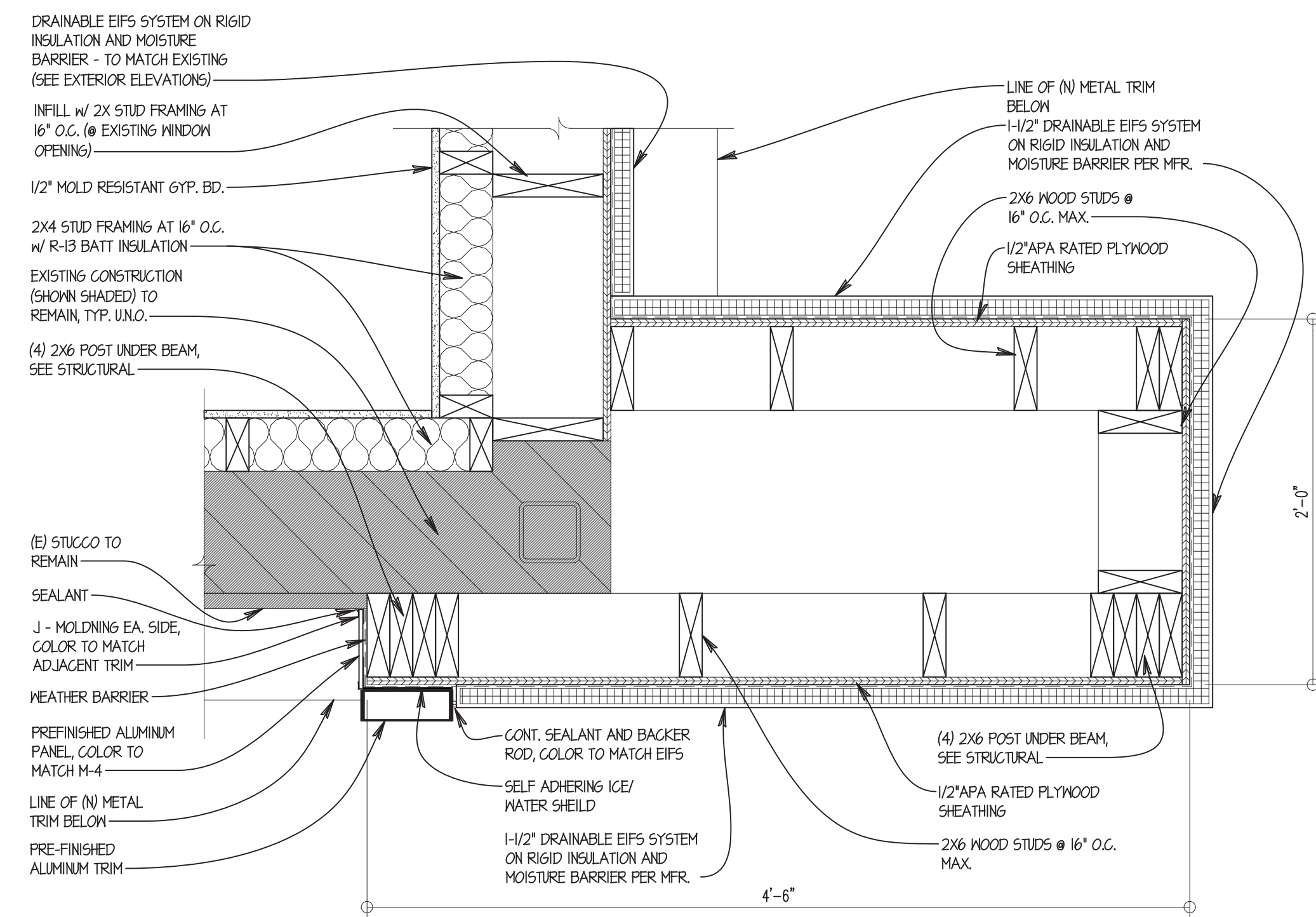
A4.2



03 PLAN DETAIL
A4.2 1 1/2" = 1'-0"



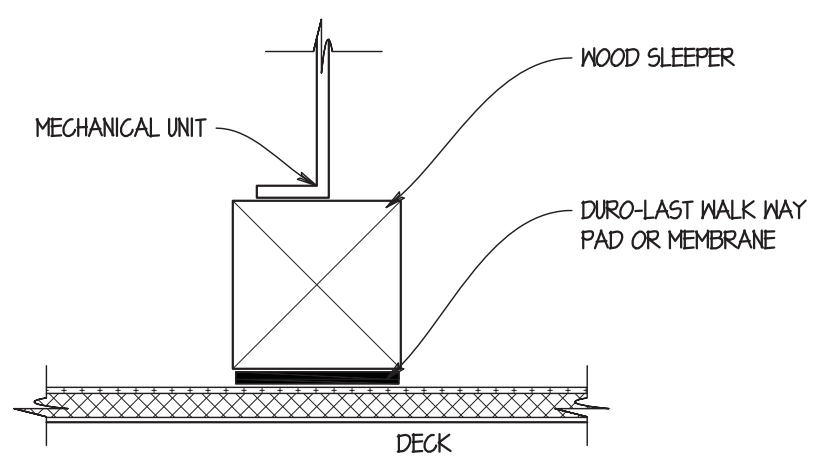
02 PLAN DETAIL
A4.2 1 1/2" = 1'-0"



01 PLAN DETAIL
A4.2 1 1/2" = 1'-0"

4/22/2018 4:25 PM P:\01171022_gw\wg\wg\08186\08186.dwg 2018 08 15 10:15 AM A4.2 PLAN DETAILS.dwg

THIS DETAIL IS BASED ON DURO-LAST DETAIL 4040



A.O.R. TO VERIFY LOCAL CODE TO DETERMINE IF MECHANICALLY FASTENED SLEEPER AND MECHANICAL UNIT IS REQUIRED.

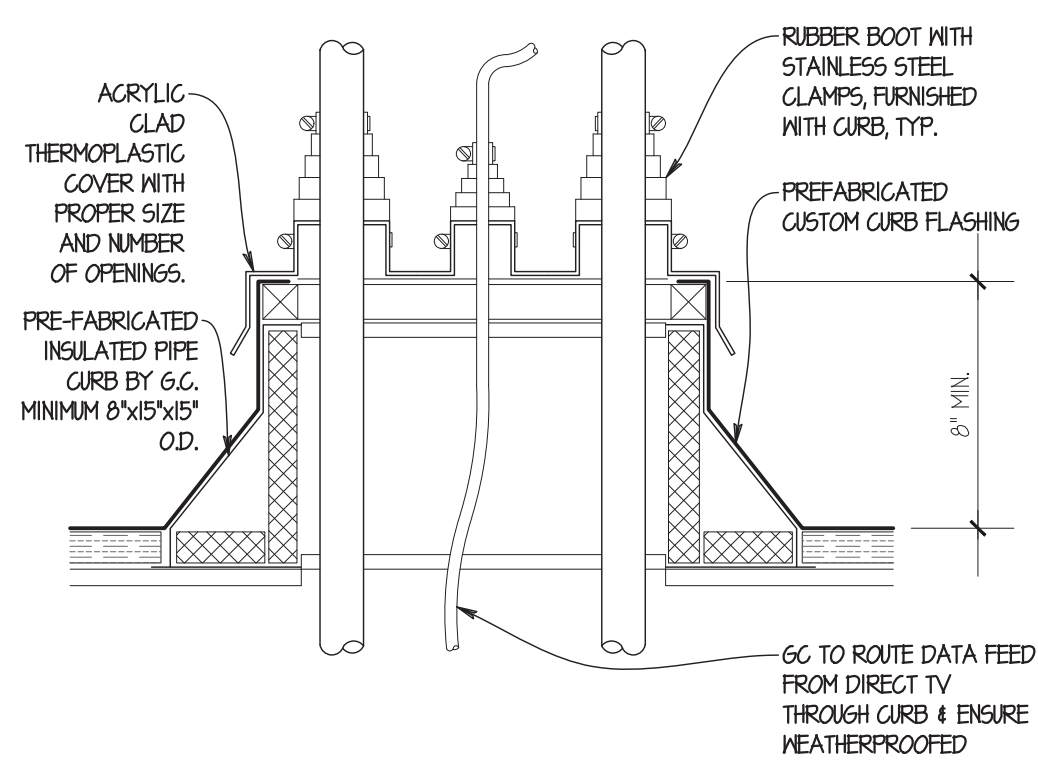
16 CONDENSER UNIT DETAIL
3/4" = 1'-0"

11 NOT USED

08 NOT USED

04 NOT USED

THIS DETAIL IS BASED ON DURO-LAST DETAIL 4020



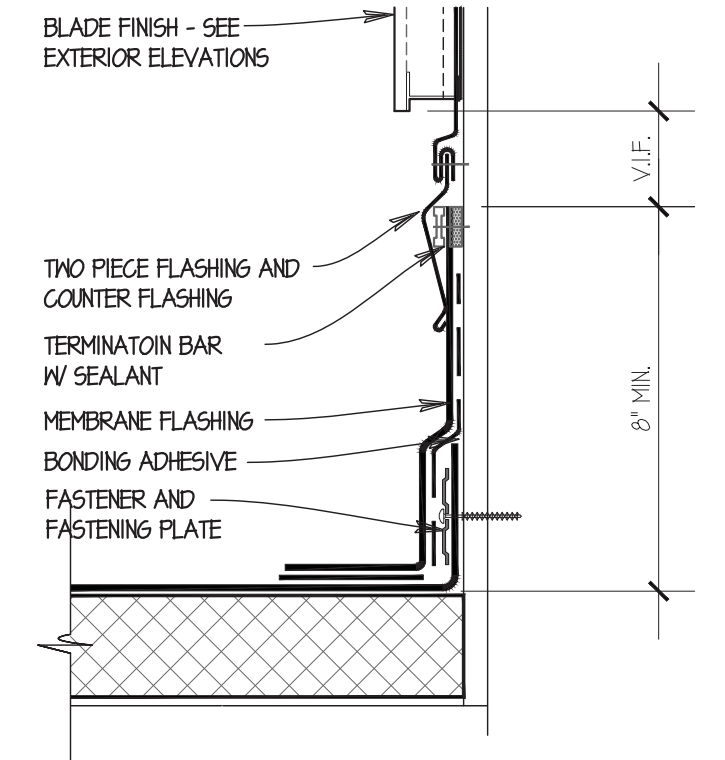
GC TO ROUTE DATA FEED FROM DIRECT TV THROUGH CURB & ENSURE WEATHERPROOFED

15 CONDENSER PIPE DETAIL
1 1/2" = 1'-0"

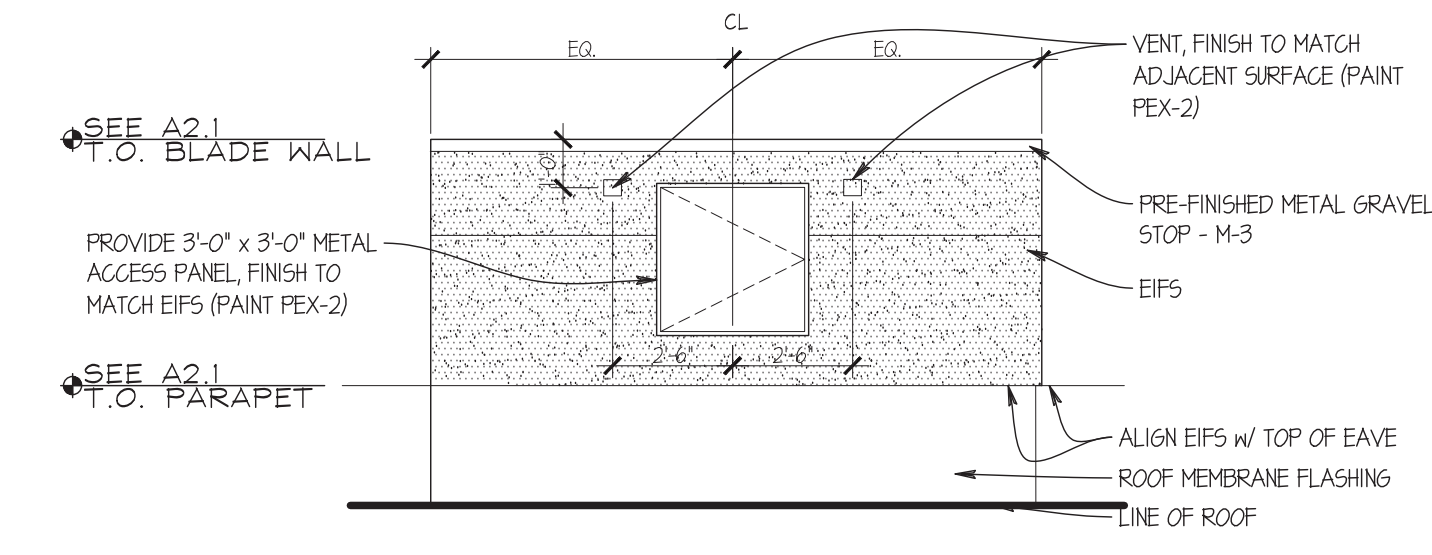
10 NOT USED

07 NOT USED

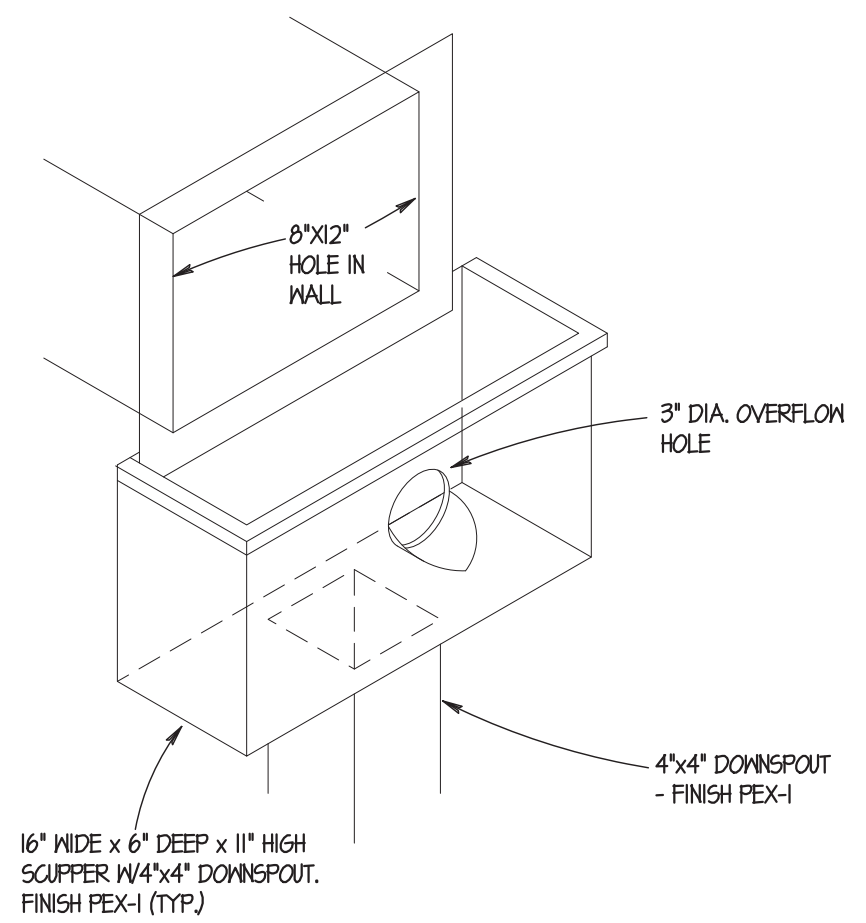
THIS DETAIL IS BASED ON DURO-LAST DETAIL 610



03 FLASHING DETAIL
3/4" = 1'-0"



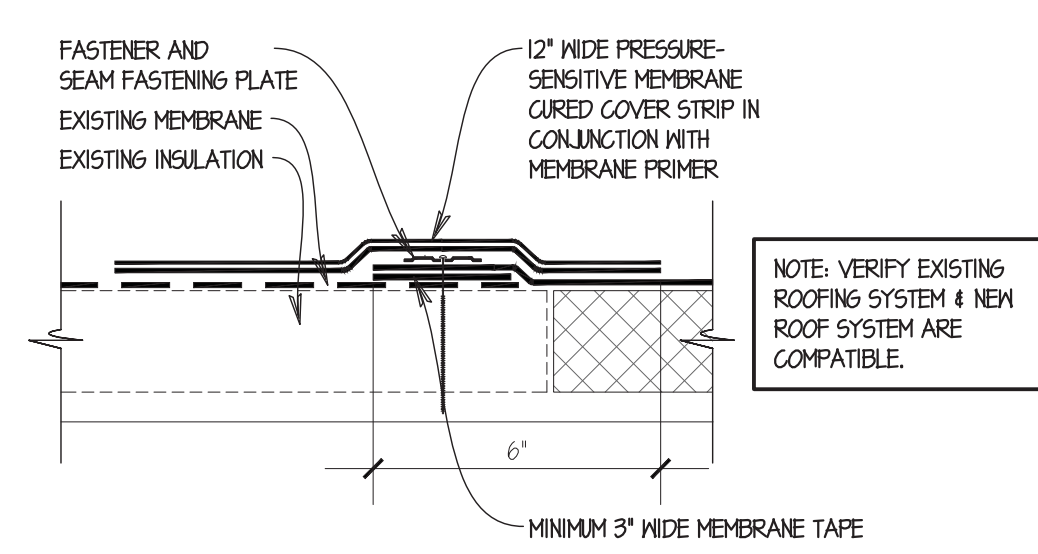
14 BLADE WALL DETAIL
1/4" = 1'-0"



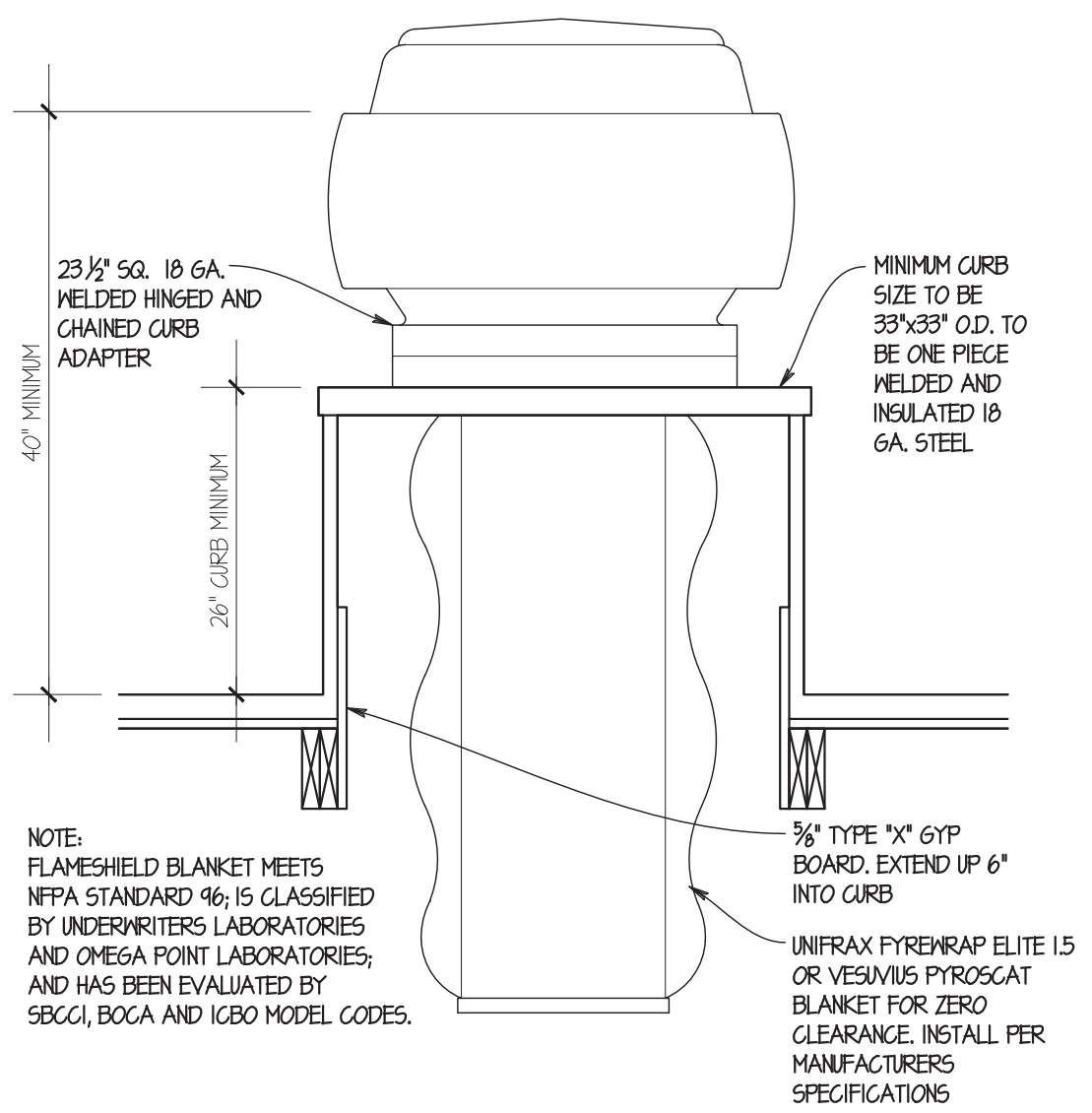
09 SCUPPER DETAIL
N.T.S.

06 NOT USED

02 NOT USED



05 ROOF SEAM DETAIL
3/4" = 1'-0"



01 EXHAUST FAN CURB DETAIL
3/4" = 1'-0"

SITE NUMBER:	08186
BASE MODEL:	CONVERSION
ASSET TYPE:	FRANCHISE
CLASSIFICATION:	GUT/REBUILD
OWNER:	GC WEN MGMT
BASE VERSION:	2016 JAN
UPGRADE CLASSIFICATION:	STANDARD BASE
PROJECT YEAR:	2017
FURNITURE PACKAGE:	2017
DESIGN BULLETINS:	

Wallin • Gomez Architects, Ltd.
711 South Dearborn Street
Suite 606
Chicago, IL 60605
Tel: 312-427-4702
Fax: 312-427-6611
e-mail: admin@wgald.com


Wendy's
STORE #08186
1600 RICHMOND AVENUE
POINT PLEASANT BEACH, NJ 08742

REV.	DATE	DESCRIPTION
06-12-17		ISSUED FOR PERMIT & BID
06-28-17		STRUCTURAL REVISIONS
08-03-17		PERMIT REVISIONS
08-17-17		ELECTRICAL REVISIONS

NOTICE: THIS DOCUMENT CONTAINS PROPRIETARY INFORMATION. IT SHALL NOT BE USED OR REPRODUCED OR ITS CONTENTS DISCLOSED, IN WHOLE OR IN PART WITHOUT THE PRIOR WRITTEN CONSENT OF WALLIN / GOMEZ ARCHITECTS, LTD.

THESE DRAWINGS HAVE BEEN PREPARED AT AND / OR UNDER MY SUPERVISION AND TO THE BEST OF MY KNOWLEDGE AND BELIEF CONFORM AND COMPLY WITH THE REQUIREMENTS OF THE DEPARTMENT OF BUILDING AND CODES HAVING JURISDICTION.

STATE OF NEW JERSEY
#1A101913600
REGISTERED ARCHITECT
DONALD J. WALLIN
EXPIRATION DATE: 7/31/2019



SHEET NAME
ROOF DETAILS

SHEET NUMBER
A4.5

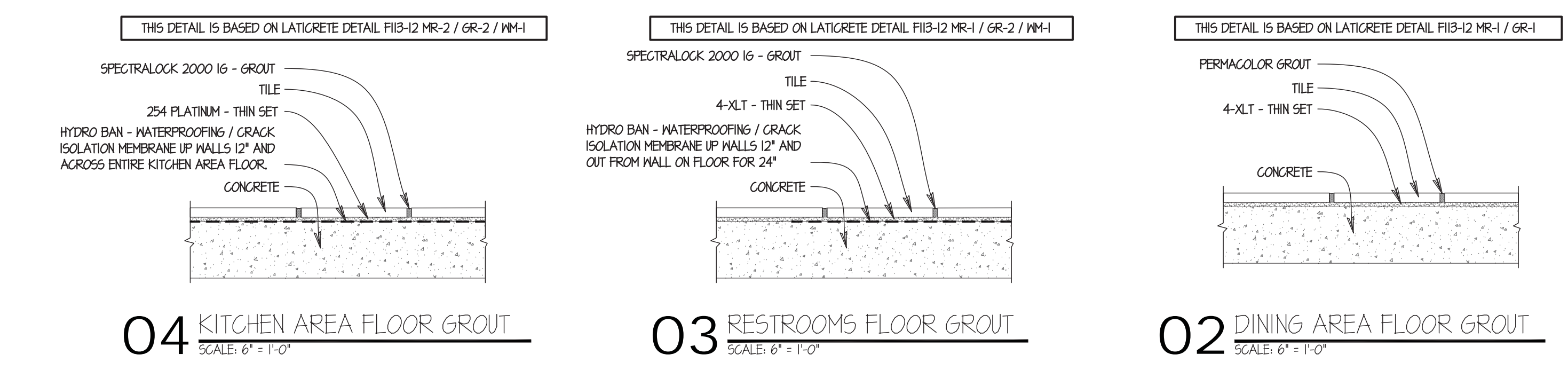
02/2018 4:25 PM P:\0117\2018 - Wendy's - 3125 main - 08 - point pleasant beach - 1600 richmond ave\0117\16_01_16.dwg 30/11/17 11:45 AM 1:50

ROOM FINISH SCHEDULE																
SPACE DESIGNATION	ROOM	FLOOR	BASE					WALLS ①						CEILING ②		NOTES
			ANTI SLIP TEXTURED PORCELAIN TILE PROVIDED BY MANUFACTURER	COVED TILE	WOOD LOOK LVT	WOOD LOOK LVT	LAMINATE PANELING	PAINT	F.R.P.	VINYL FABRIC	SUSPENDED ACOUSTIC DRYWALL-PAINTED	SUSPENDED VINYL DRYWALL-PAINTED	PROVIDED BY MANUFACTURER	HEIGHT		
100A	VESTIBULE													9'-6"	①②	
101	DINING													9'-6"	①②	
101A	CONDIMENT													9'-6"	①②	
101B	HALLWAY													9'-6"	①②	
102	MEN'S ROOM												8'-0"	②③⑤		
103	WOMEN'S ROOM												8'-0"	②③⑤		
104	SERVING AREA												8'-10"	②③④⑧		
105	DRIVE-THRU												8'-10"	②③④⑧		
106	RECEIVING												8'-10"	②③④⑧		
107	KITCHEN												8'-10"	②③④⑧		
108	PREPARATION AREA												8'-10"	②③④⑧		
109	OFFICE												8'-10"	②④⑧		
110	DRY STORAGE												8'-10"	②③④⑧		
111	COOLER													⑥⑦		
112	FREEZER															
113	UTILITY												8'-10"	②③④⑧		
114	STORAGE												EXIST.			

- ① SEE SHEET A7.1 AND A7.2 FOR WALL FINISHES IN THIS AREA.
- ② SEE SHEET A1.2 FOR CEILING TYPES AND HEIGHTS.
- ③ PROVIDE LIQUID APPLIED WATERPROOFING ALONG WALLS MINIMUM 24" HORIZONTAL AND 12" VERTICAL-SEE SPECIFICATIONS.
- ④ SEE SHEET A7.3 & A7.4 FOR WALL FINISHES IN THE KITCHEN AREA.
- ⑤ SEE SHEET A7.6 FOR WALL FINISHES IN THE RESTROOMS.
- ⑥ FLOOR BY FREEZER/COOLER MANUFACTURER.
- ⑦ SS COVE BASE BY FREEZER/COOLER MANUFACTURER.
- ⑧ PROVIDE LIQUID APPLIED WATERPROOFING ACROSS ENTIRE FLOOR

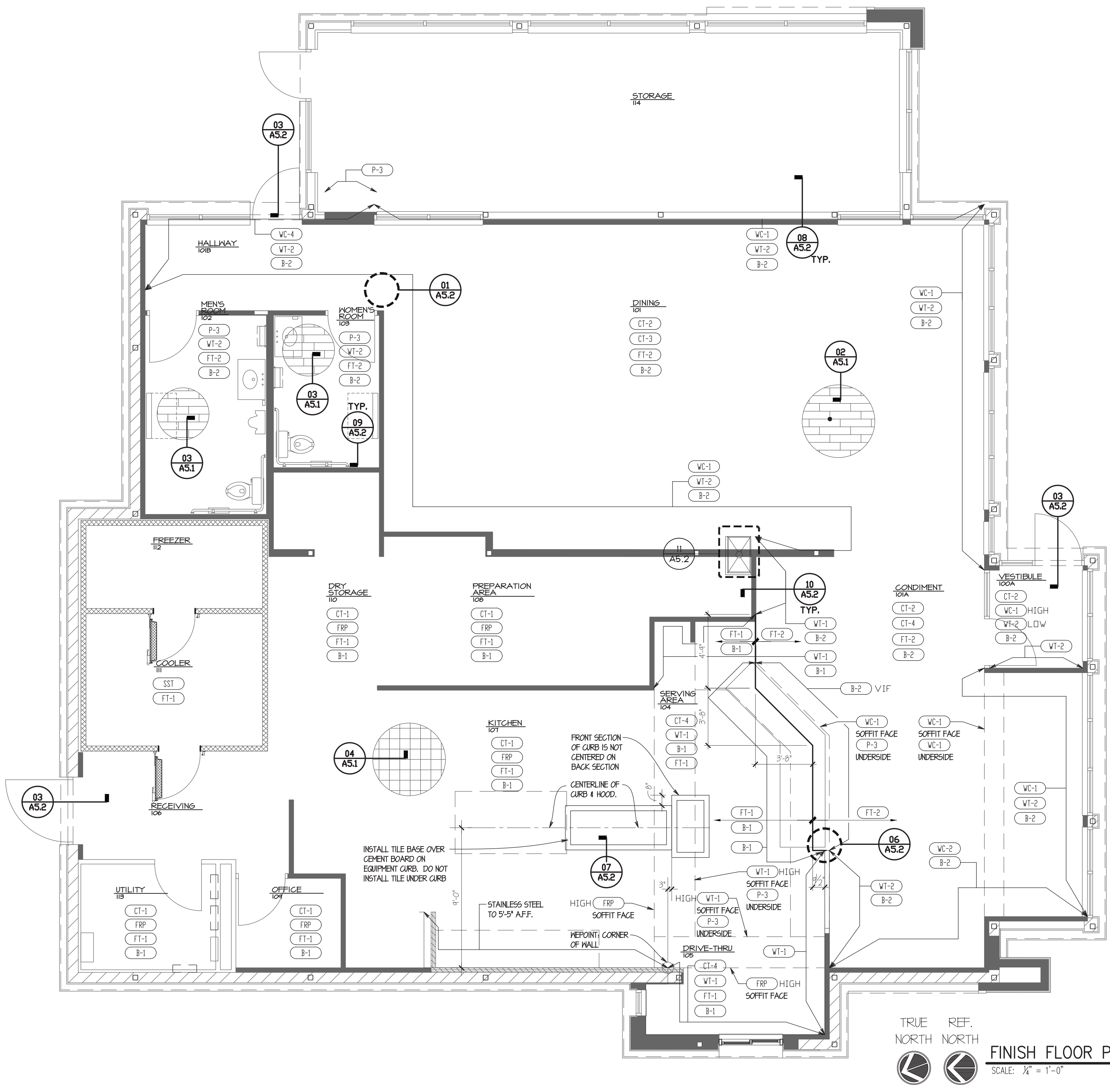
** SEE SHEET A6.1 FOR FINISHES SCHEDULE

PROVIDE (N) 5/8" MOLD RESISTANT DRYWALL SUBSTRATE WHERE FINISH IS TO BE VINYL WALLCOVERING, PAINT, OR VINYL LUXURY TILE. PROVIDE (N) 5/8" DUROCK SUBSTRATE WHERE FINISH IS TO BE CERAMIC OR PORCELAIN TILE. PROVIDE (N) 5/8" MOLD RESISTANT DRYWALL OR PLYWOOD SUBSTRATE WHERE FINISH IS TO BE FRP, PER SHEET A11. LOWEST 12" OF SUBSTRATE AFF TO BE DUROCK REGARDLESS OF FINISH.



- GENERAL NOTES**
- PROVIDE AND INSTALL CRACK ISOLATION MEMBRANE AT CONTROL JOINT LOCATIONS AT TILED FLOOR AREAS. CRACK ISOLATION MEMBRANE TO BE "HYDRO-BAN" BY LATICRETE. REFER TO TGA FOR JOINT STANDARDS. CONTACT LATICRETE AT (203) 316-8113. SEE SHEET A5.1 FOR EXTENT OF WATERPROOF MEMBRANE. REFER TO STRUCTURAL SHEET S11 FOUNDATION PLAN.
 - PAINTER SHALL BE RESPONSIBLE FOR HARDWARE, SWITCH AND OUTLET COVERS, ETC. TO BE REMOVED AND REPLACED AFTER PAINTING.
 - RETOUCH OR REFINISH SURFACES DAMAGED BY SUBSEQUENT WORK. THE COST OF SUCH RESTORATION WORK SHALL BE BORNE BY THE CONTRACTOR.
 - PROVIDE PROPER PROTECTION AGAINST DAMAGE TO FURNITURE, ADJACENT FINISHED WORK, FLOORING, ETC. IF APPLICABLE.
 - FLOOR TRANSITIONS MUST BE FLUSH AND LEVEL. VINYL OR RUBBER REDUCER STRIPS NOT PERMITTED IN CUSTOMER AREA. NEBBLE SLAB AND FEATHER AS REQUIRED TO PROVIDE IMPERCEPTIBLE TRANSITION.
 - P-1 FINISH MAY BE SUBSTITUTED FOR WC-1 FINISH IN SOME HIGH HUMIDITY REGIONS. COORDINATE WITH WENDY'S REPRESENTATIVE.
 - REFER TO SHEETS A1.1 THRU A1.6 FOR WALL FINISHES.
 - REFER TO SHEET A1.2 FOR CEILING TYPES, HEIGHTS, & FINISHES.

ATTENTION ALL BIDDERS
 REFER TO WENDY'S APPROVED SUPPLIER LIST TO OBTAIN NATIONAL ACCOUNT PHONE NUMBERS AND CONTACTS



TRUE REF. NORTH NORTH
FINISH FLOOR PLAN
 SCALE: 1/4" = 1'-0"

SITE NUMBER:	08186
BASE MODEL:	CONVERSION
ASSET TYPE:	FRANCHISE
CLASSIFICATION:	GUT/REBUILD
OWNER:	GC WEN MGMT
BASE VERSION:	2016 JAN
UPGRADE CLASSIFICATION:	STANDARD BASE
PROJECT YEAR:	2017
FURNITURE PACKAGE:	2017
DESIGN BULLETINS:	

Wallin • Gomez Architects, Ltd.
 711 South Dearborn Street
 Suite 606
 Chicago, IL 60605
 Tel: 312-427-4702
 Fax: 312-427-6611
 e-mail: admin@wgald.com

Wendy's
 STORE #08186
 1600 RICHMOND AVENUE
 POINT PLEASANT BEACH, NJ 08742

REV	DATE	DESCRIPTION
06-12-17		ISSUED FOR PERMIT & BID
06-28-17		STRUCTURAL REVISIONS
08-03-17		PERMIT REVISIONS
08-17-17		ELECTRICAL REVISIONS

PILOT DATE: 4/23/2018
 PROJECT NUMBER: 17022
 DRAWN BY: KP/CL
 CHECKED BY: DJW

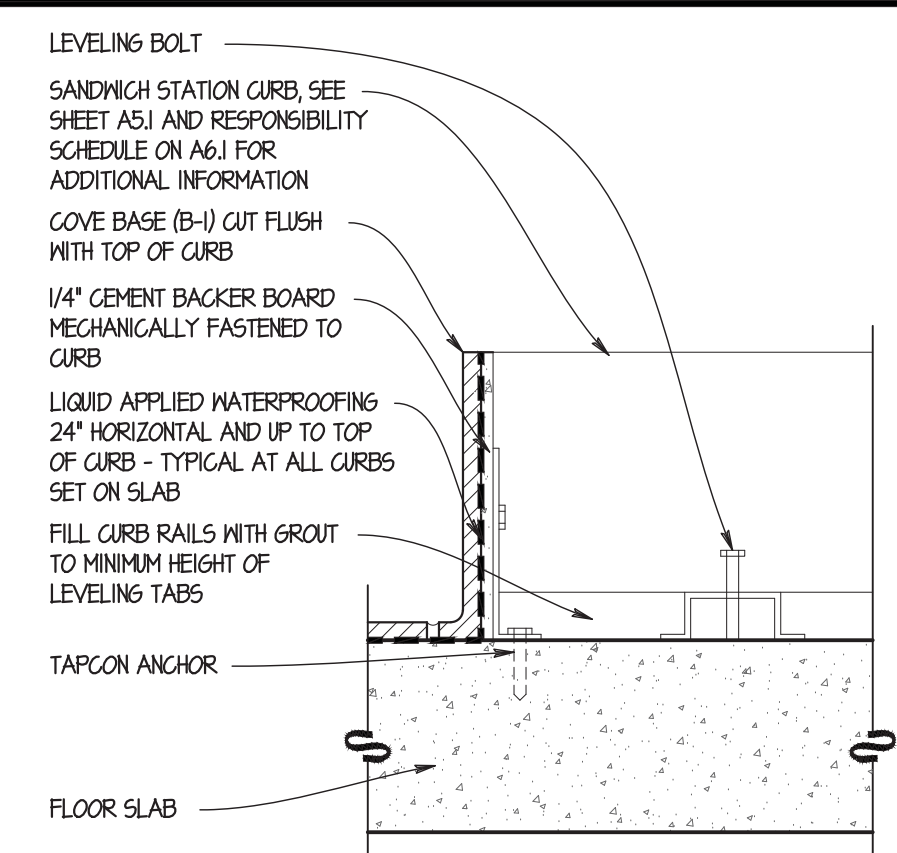
NOTICE: THIS DOCUMENT CONTAINS PROPRIETARY INFORMATION. IT SHALL NOT BE USED OR REPRODUCED OR ITS CONTENTS DISCLOSED, IN WHOLE OR IN PART WITHOUT THE PRIOR WRITTEN CONSENT OF WALLIN / GOMEZ ARCHITECTS, LTD.

THESE DRAWINGS HAVE BEEN PREPARED AT AND / OR UNDER MY SUPERVISION AND TO THE BEST OF MY KNOWLEDGE AND BELIEF CONFORM AND COMPLY WITH THE REQUIREMENTS OF THE DEPARTMENT OF BUILDING AND CODES HAVING JURISDICTION.

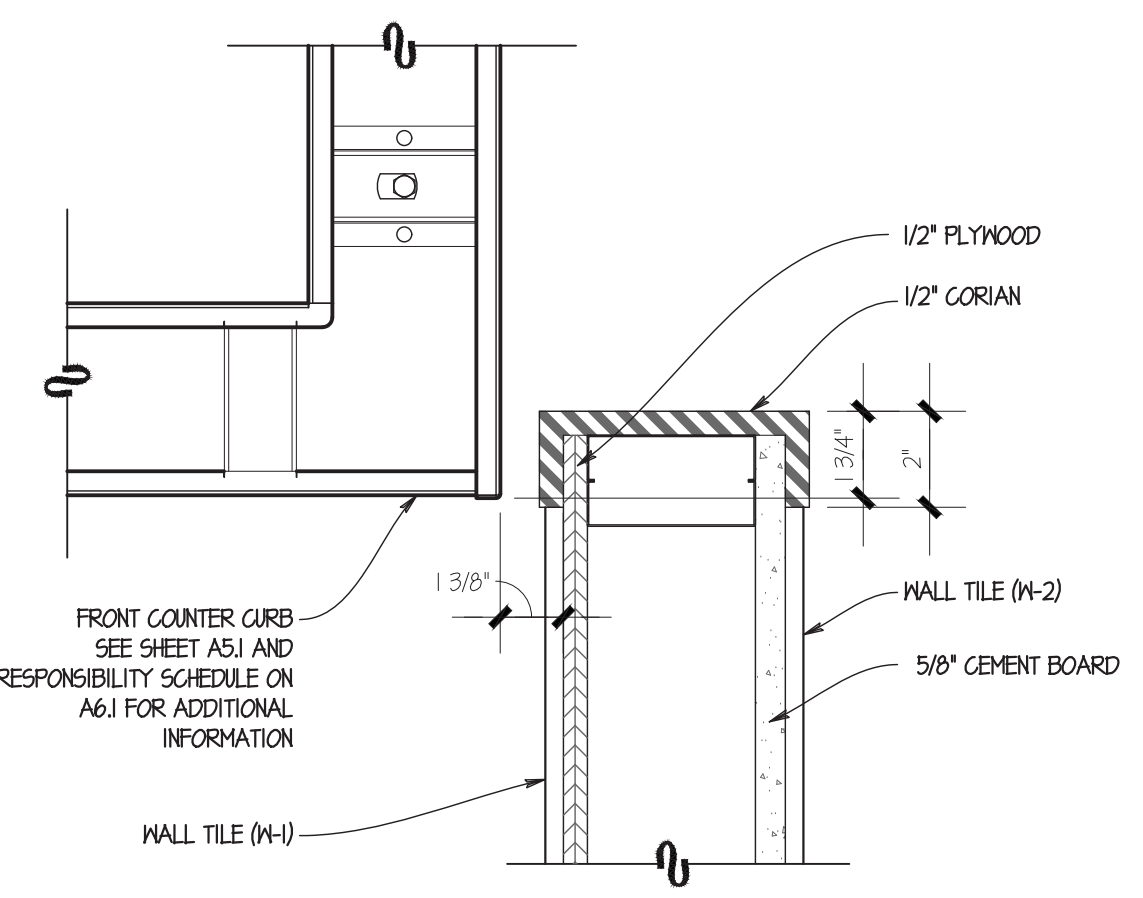
STATE OF NEW JERSEY
 #1A101913600
 REGISTERED ARCHITECT
DONALD J. WALLIN
 EXPIRATION DATE: 7/31/2019

SHEET NAME
FINISHES PLAN

SHEET NUMBER
A5.1

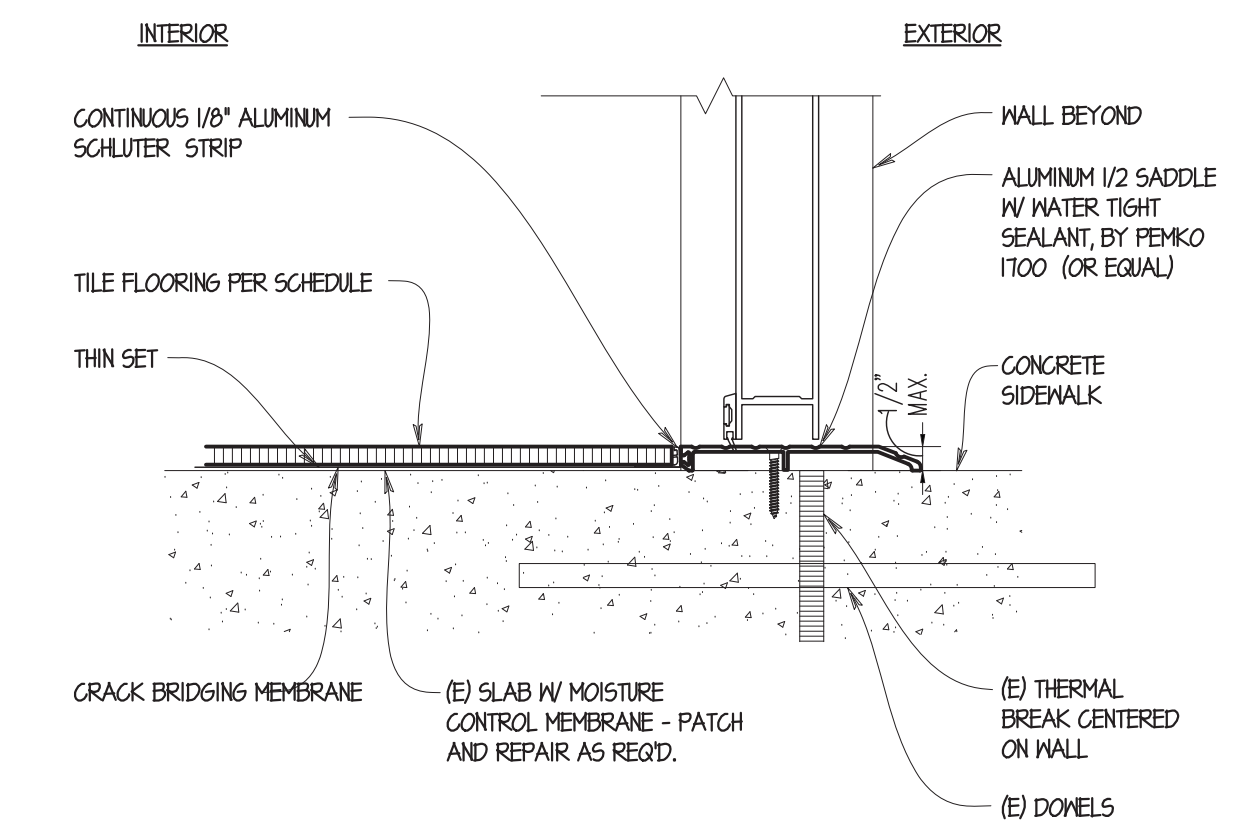


07 CURB AT COOK CENTER
SCALE: 3\"/>



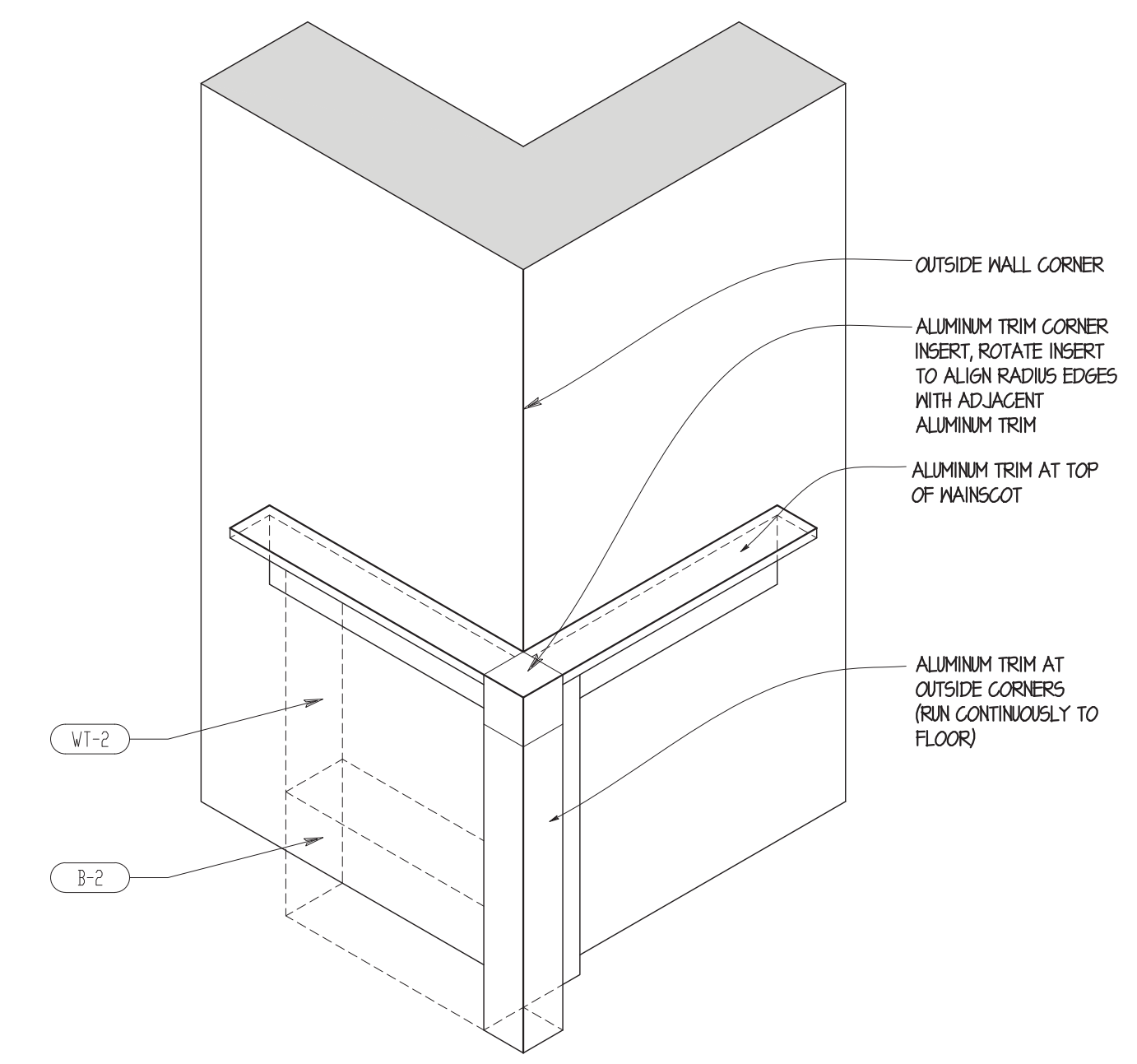
06 CURB @ FRONT COUNTER
SCALE: 3\"/>

04 NOT USED
SCALE: 1\"/>



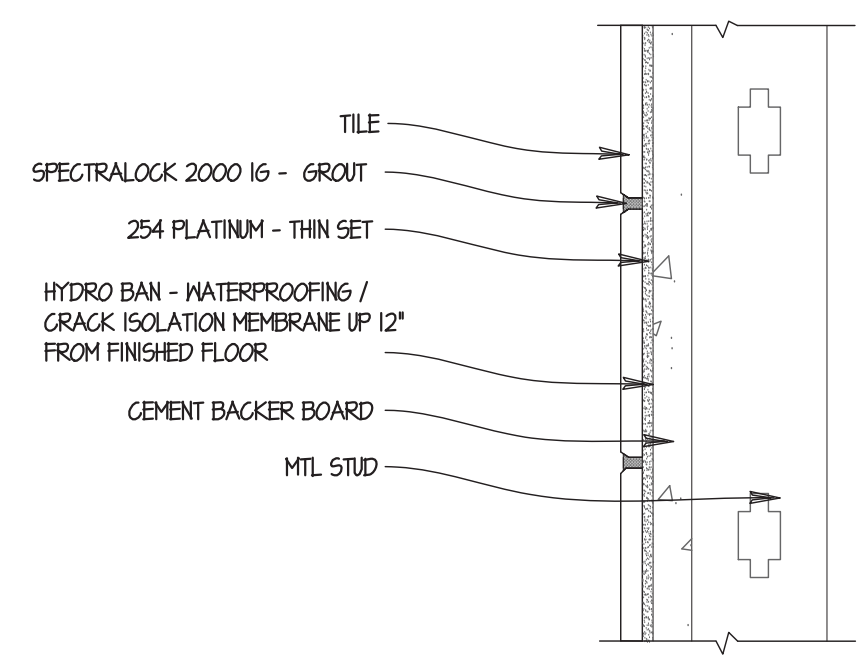
03 TILE AT EXTERIOR THRESHOLD
SCALE: 3\"/>

02 NOT USED
SCALE: 1\"/>



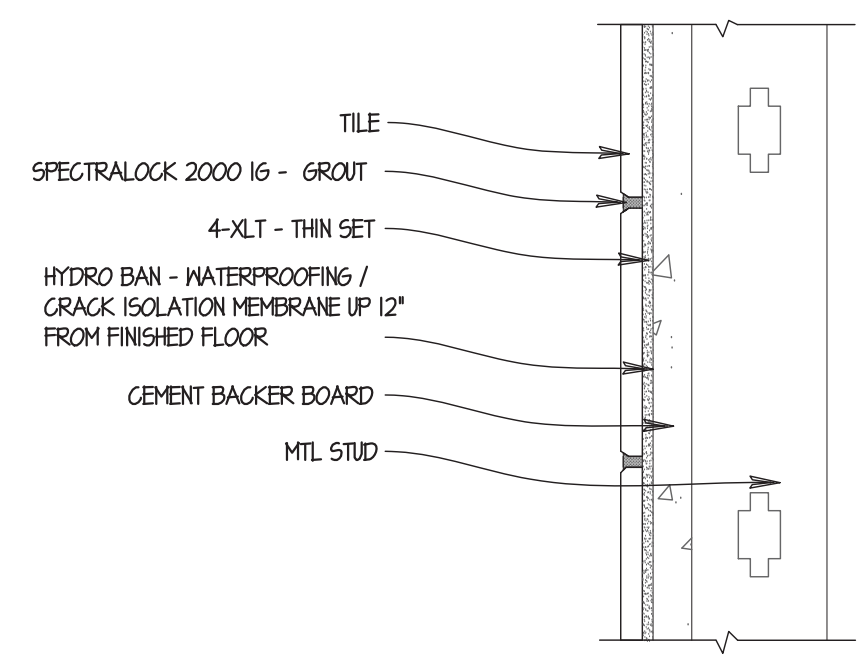
01 OUTSIDE CORNER AXON
NTS

THIS DETAIL IS BASED ON LATIKRETE DETAIL M244C-12 MR-2 / GR-2 / MM-1



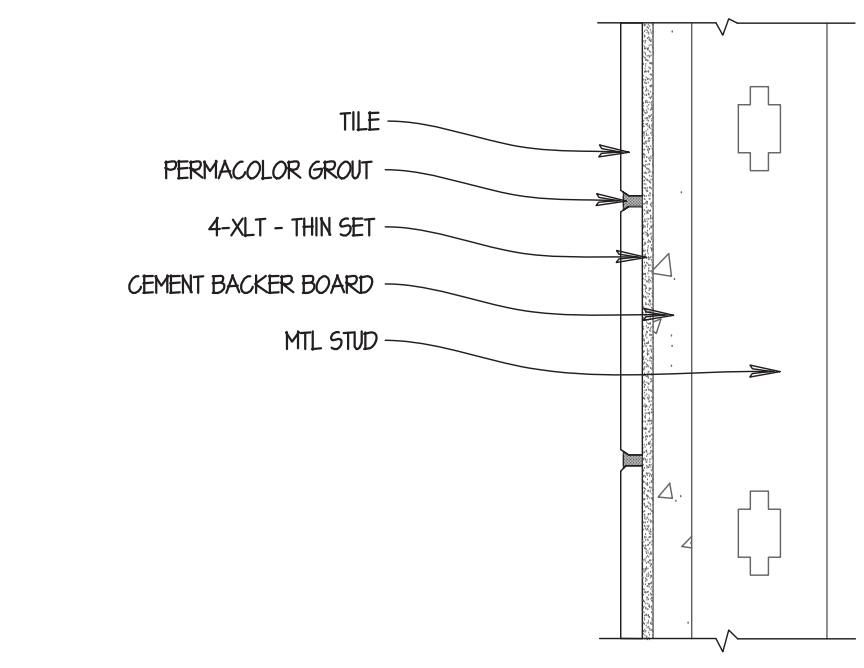
10 KITCHEN AREA WALL GROUT
SCALE: 6\"/>

THIS DETAIL IS BASED ON LATIKRETE DETAIL M244C-12 MR-1 / GR-2 / MM-1

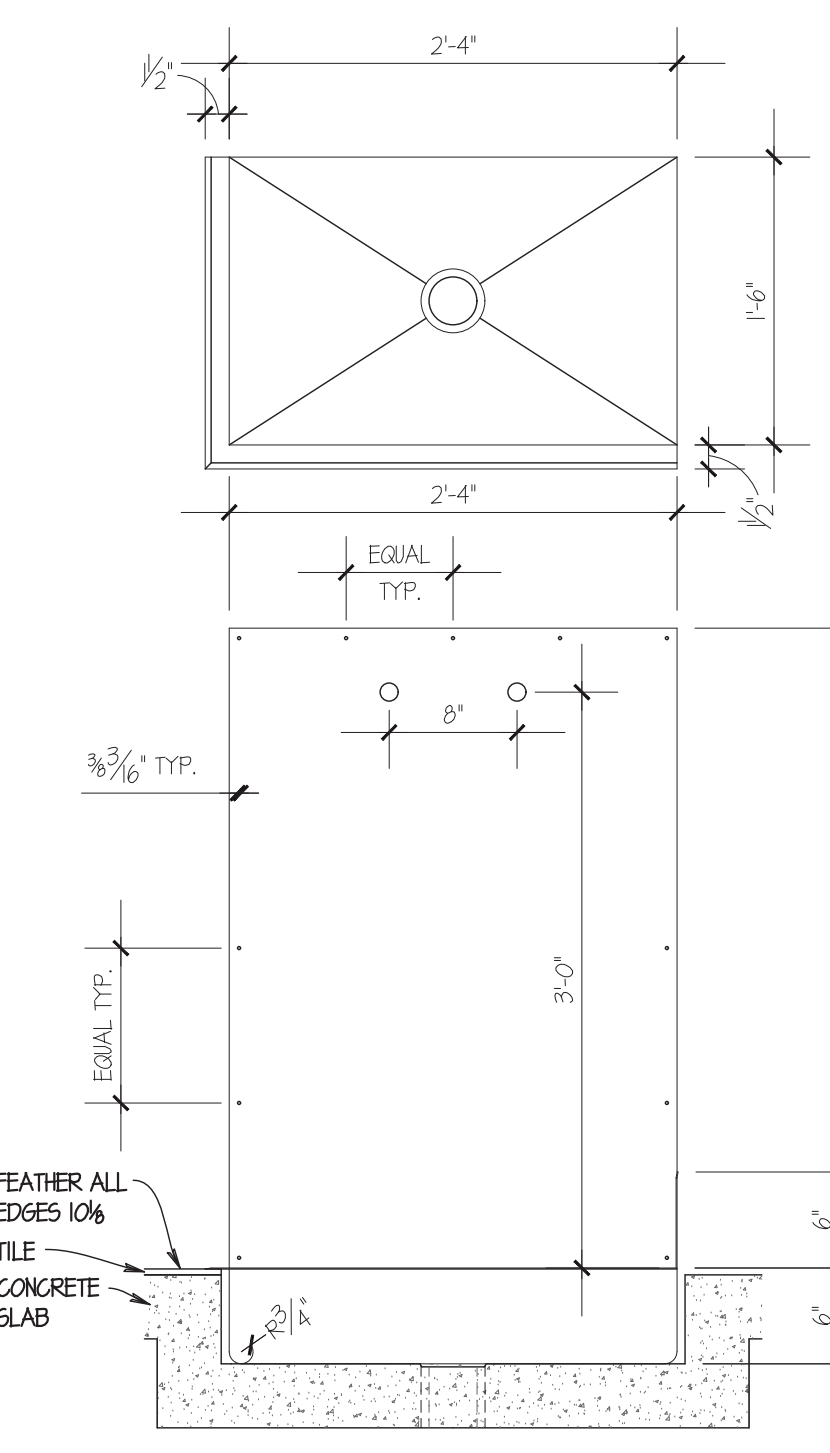


09 RESTROOMS WALL GROUT
SCALE: 6\"/>

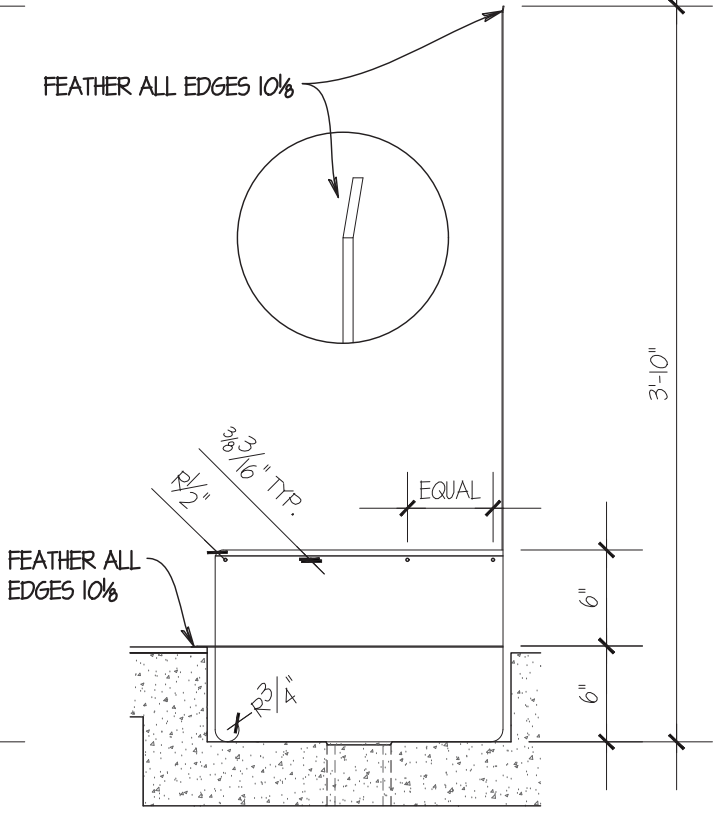
THIS DETAIL IS BASED ON LATIKRETE DETAIL M244C-12 MR-1 / GR-1



08 DINING AREA WALL GROUT
SCALE: 6\"/>



- BACK 16 GA. STAINLESS STEEL, ALL WELDED CONSTRUCTION INTEGRAL BACK AND SIDE SPLASH. PROVIDE 1 1/8\"/>
- SINK: 16 GA. STAINLESS STEEL, ALL WELDED CONSTRUCTION. ALL INTERIOR HORIZONTAL AND VERTICAL CORNERS TO BE COVERED TO 3/4\"/>
- USE SLOUX CHEF 821-HP2V0 H / O-RING, BLACK 5\"/>
- STAINLESS STEEL MOP SINK AND SURROUND PROVIDED BY SERTEK AND INSTALLED BY GC.



11 MOP SINK
SCALE: 1\"/>

05 NOT USED
NTS

SITE NUMBER:	08186
BASE MODEL:	CONVERSION
ASSET TYPE:	FRANCHISE
CLASSIFICATION:	GUT/REBUILD
OWNER:	GC WEN MGMT
BASE VERSION:	2016 JAN
UPGRADE CLASSIFICATION:	STANDARD BASE
PROJECT YEAR:	2017
FURNITURE PACKAGE:	2017
DESIGN BULLETINS:	

Wallin • Gomez Architects, Ltd.
711 South Dearborn Street
Suite 606
Chicago, IL 60605
Tel: 312-427-4702
Fax: 312-427-6611
e-mail: admin@wgaltd.com

Wendy's
STORE #08186
1600 RICHMOND AVENUE
POINT PLEASANT BEACH, NJ 08742


REV	DATE	DESCRIPTION
06-12-17		ISSUED FOR PERMIT & BID
06-28-17		STRUCTURAL REVISIONS
08-03-17		PERMIT REVISIONS
08-17-17		ELECTRICAL REVISIONS

RFOT DATE: 4/23/2018
PROJECT NUMBER: 17022
DRAWN BY: KFI/CL
CHECKED BY: DJW

NOTICE: THIS DOCUMENT CONTAINS PROPRIETARY INFORMATION. IT SHALL NOT BE USED OR REPRODUCED OR ITS CONTENTS DISCLOSED, IN WHOLE OR IN PART, WITHOUT THE PRIOR WRITTEN CONSENT OF WALLIN / GOMEZ ARCHITECTS, LTD.

THESE DRAWINGS HAVE BEEN PREPARED AT AND / OR UNDER MY SUPERVISION AND TO THE BEST OF MY KNOWLEDGE AND BELIEF CONFORM AND COMPLY WITH THE REQUIREMENTS OF THE DEPARTMENT OF BUILDING AND CODES HAVING JURISDICTION.

STATE OF NEW JERSEY
#1A101913600
REGISTERED ARCHITECT
DONALD J. WALLIN
EXPIRATION DATE: 7/31/2019



SHEET NAME
INTERIOR FINISH DETAILS

SHEET NUMBER

A5.2

4/23/2018 4:25 PM P:\011712022 - gwen\mgt\17022 - Wendy's - 1105.mxd 88 - point pleasant beach - 1105 - 1105.dwg 3019 45.2 Interior Finish Details.dwg 1:1mm

APPROVED SUPPLIER LIST

Table with 10 columns: PRODUCT, CONTACT INFORMATION, PRODUCT, CONTACT INFORMATION, PRODUCT, CONTACT INFORMATION, PRODUCT, CONTACT INFORMATION, PRODUCT, CONTACT INFORMATION. Rows are categorized by division (3-24) and include various construction materials and services with their respective suppliers and contact details.

SITE NUMBER: 08186
BASE MODEL: CONVERSION
ASSET TYPE: FRANCHISE
CLASSIFICATION: GUT/REBUILD
OWNER: GC WEN MGMT
BASE VERSION: 2016 JAN
UPGRADE CLASSIFICATION: STANDARD BASE
PROJECT YEAR: 2017
FURNITURE PACKAGE: 2017
DESIGN BULLETINS:

Wallin • Gomez Architects, Ltd.

711 South Dearborn Street
Suite 606
Chicago, IL 60605
Tel: 312-427-4702
Fax: 312-427-6611
e-mail: admin@wgald.com

Wendy's
STORE #08186
1600 RICHMOND AVENUE
POINT PLEASANT BEACH, NJ 08742

Table with 2 columns: REV, DATE, DESCRIPTION. Includes revision details such as 06-12-17 ISSUED FOR PERMIT & BID, 06-28-17 STRUCTURAL REVISIONS, etc.

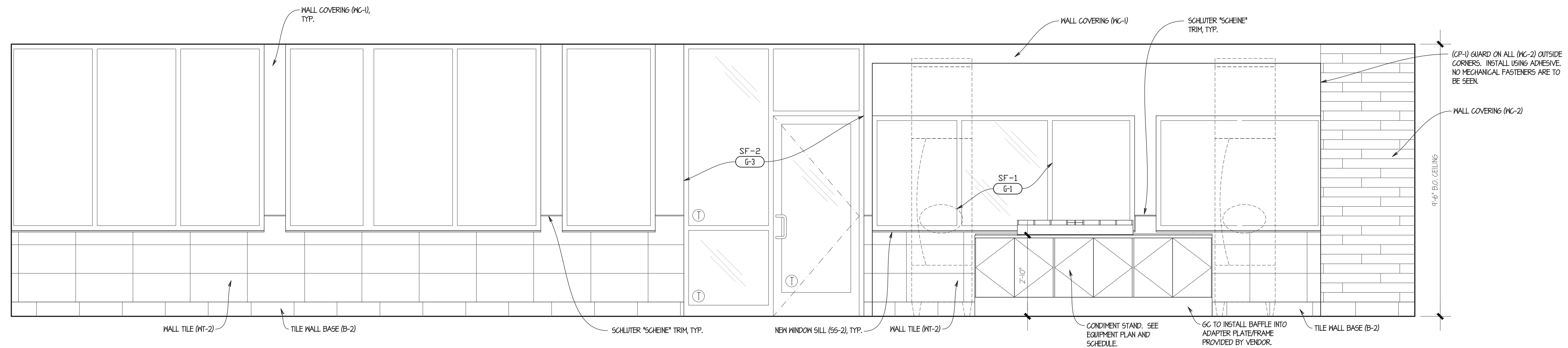
PROJECT DATE: 4/23/2018
PROJECT NUMBER: 17022
DRAWN BY: KP/CL
CHECKED BY: DJW

NOTICE: THIS DOCUMENT CONTAINS PROPRIETARY INFORMATION. IT SHALL NOT BE USED OR REPRODUCED OR ITS CONTENTS DISCLOSED, IN WHOLE OR IN PART, WITHOUT THE PRIOR WRITTEN CONSENT OF WALLIN / GOMEZ ARCHITECTS, LTD.

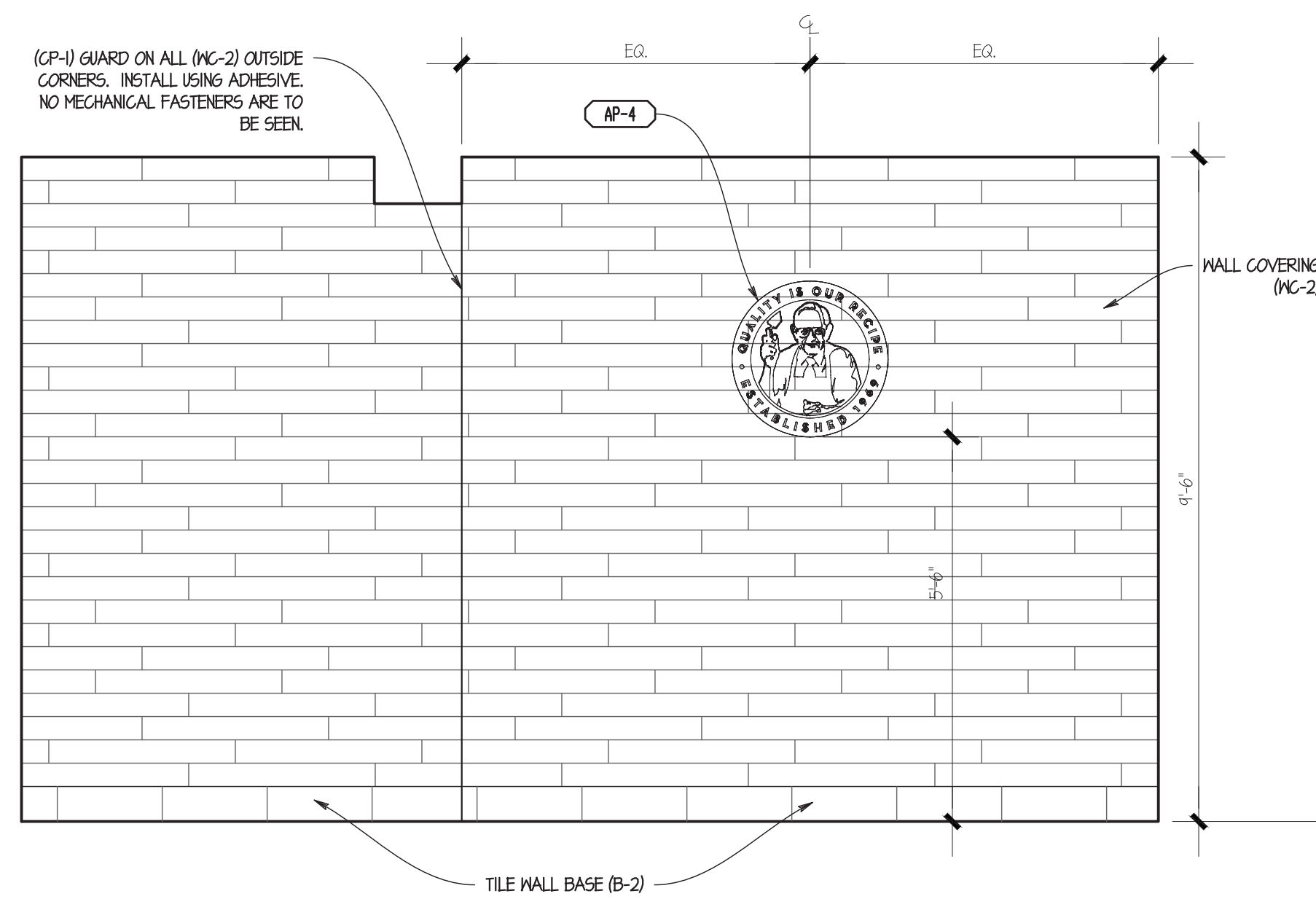
THESE DRAWINGS HAVE BEEN PREPARED AT AND / OR UNDER MY SUPERVISION AND TO THE BEST OF MY KNOWLEDGE AND BELIEF CONFORM AND COMPLY WITH THE REQUIREMENTS OF THE DEPARTMENT OF BUILDING AND CODES HAVING JURISDICTION.

STATE OF NEW JERSEY
#1A01913600
REGISTERED ARCHITECT
DONALD J. WALLIN
EXPIRATION DATE: 7/31/2019

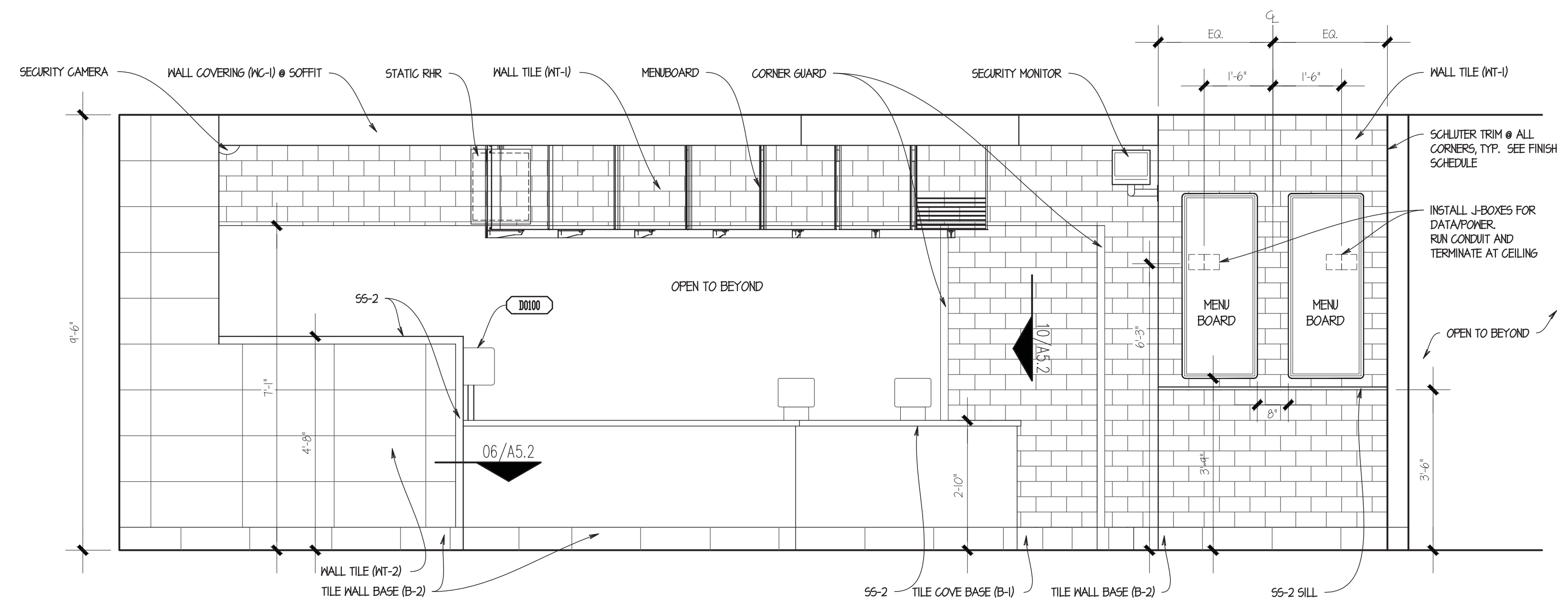
SHEET NAME: SUPPLIER LIST
SHEET NUMBER: A6.2



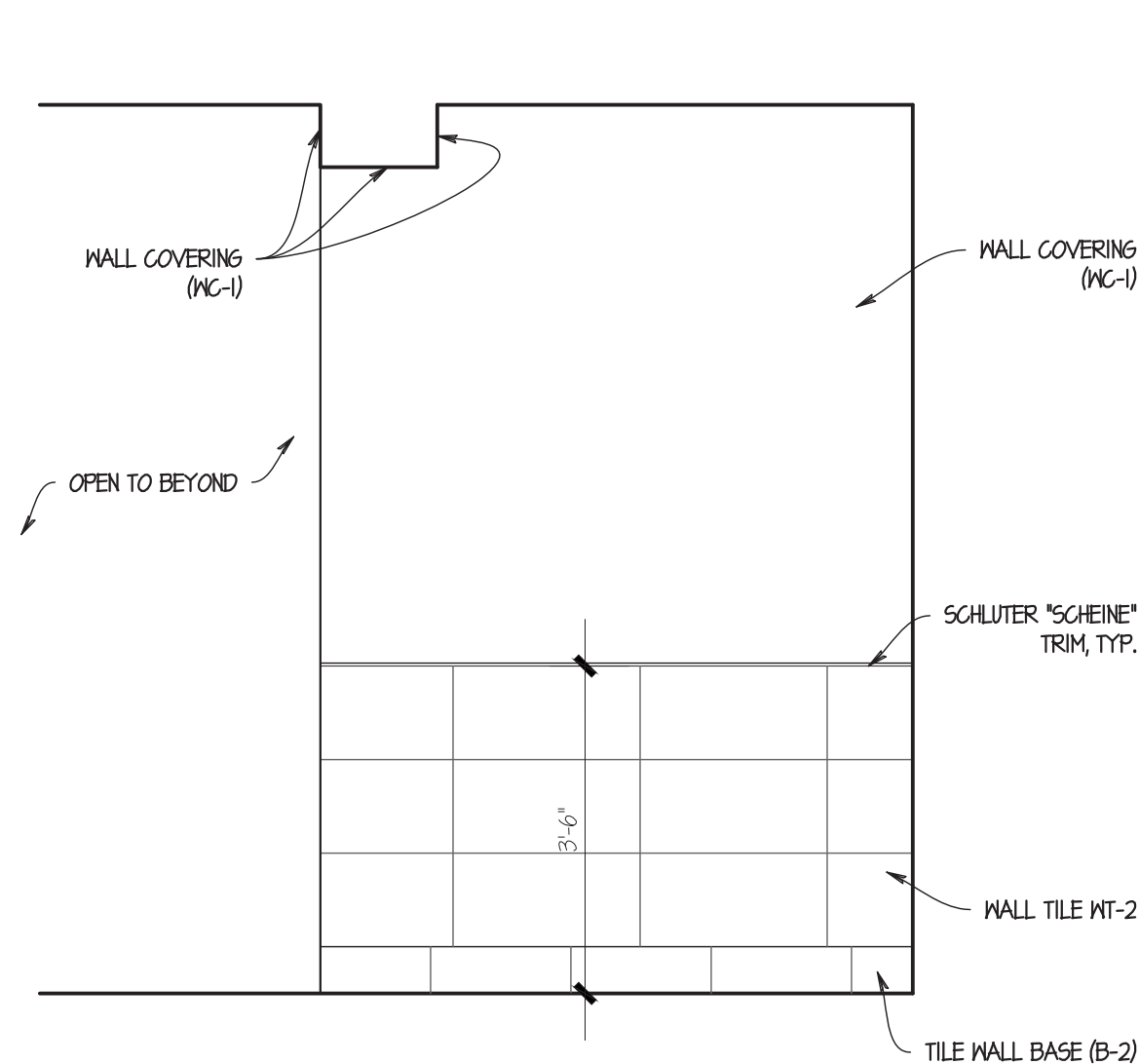
08 INTERIOR ELEVATION
SCALE: 1/2" = 1'-0"



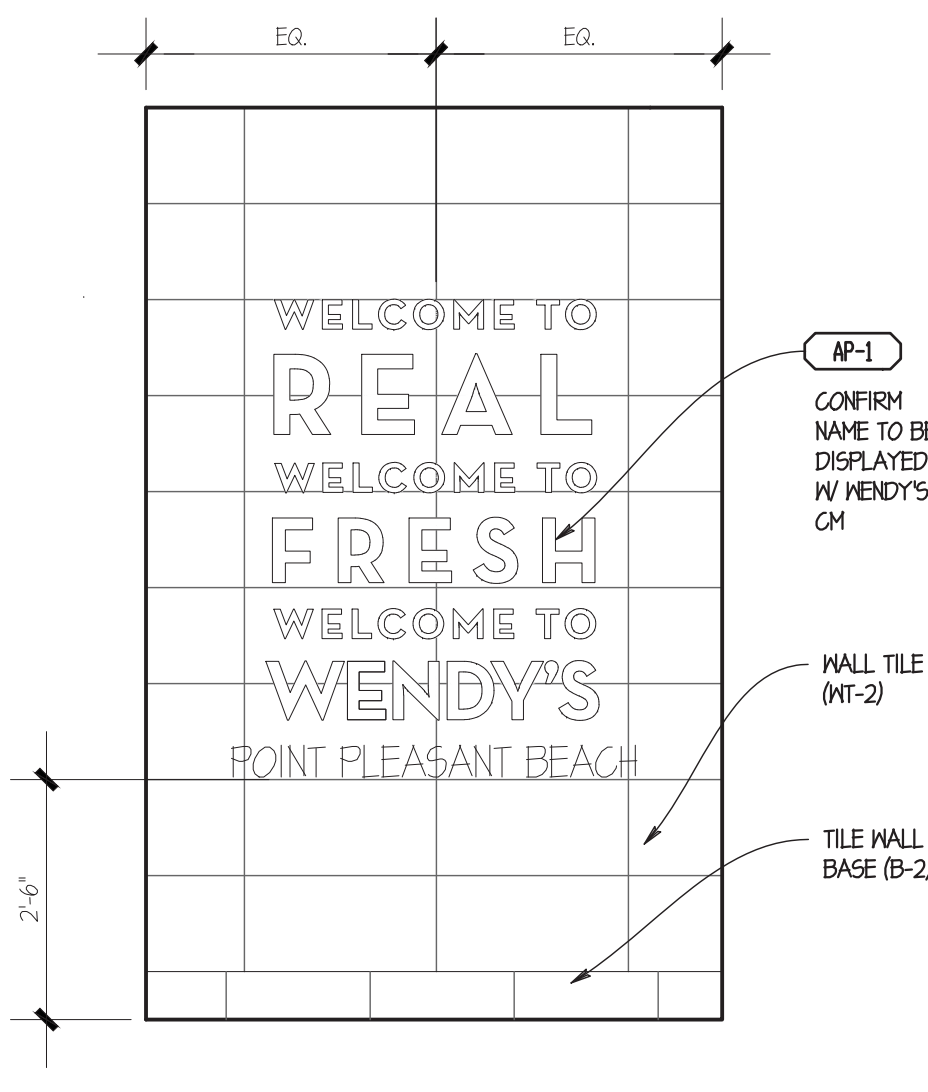
07 INTERIOR ELEVATION
SCALE: 1/2" = 1'-0"



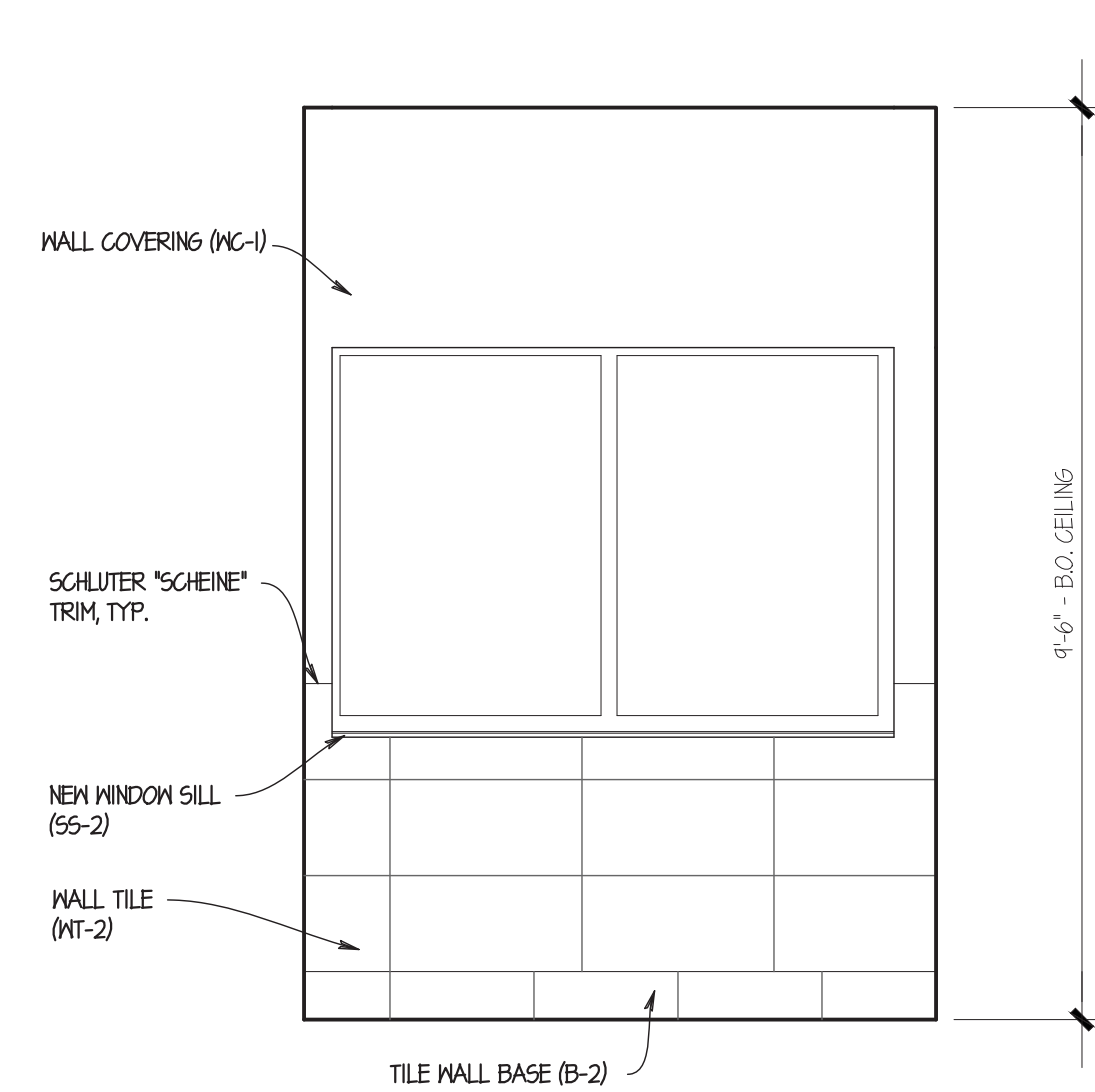
06 INTERIOR ELEVATION
SCALE: 1/2" = 1'-0"



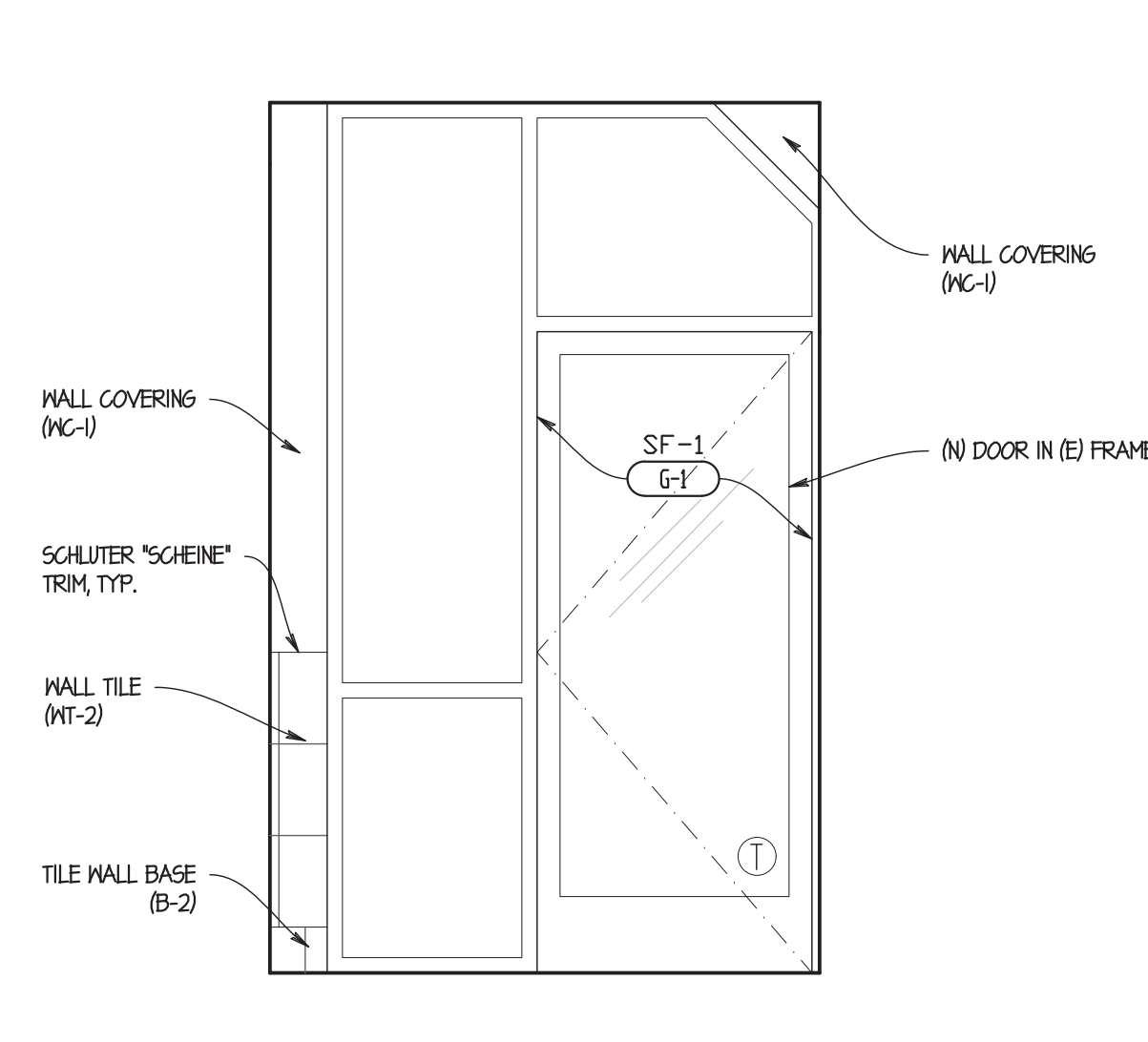
05 INTERIOR ELEVATION
SCALE: 1/2" = 1'-0"



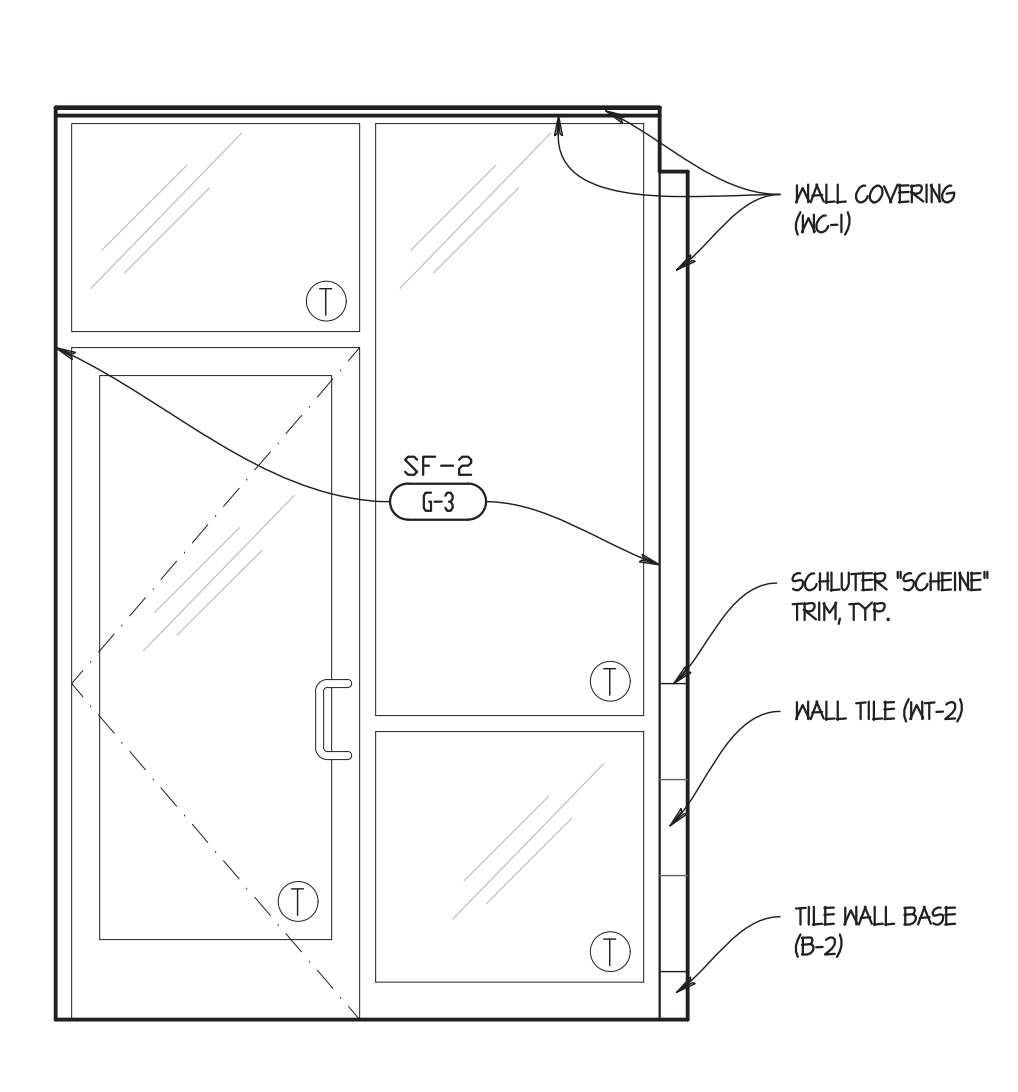
04 INTERIOR ELEVATION
SCALE: 1/2" = 1'-0"



03 INTERIOR ELEVATION
SCALE: 1/2" = 1'-0"



02 INTERIOR ELEVATION
SCALE: 1/2" = 1'-0"



01 INTERIOR ELEVATION
SCALE: 1/2" = 1'-0"

SITE NUMBER:	08186
BASE MODEL:	CONVERSION
ASSET TYPE:	FRANCHISE
CLASSIFICATION:	GUT/REBUILD
OWNER:	GC WEN MGMT
BASE VERSION:	2016 JAN
UPGRADE CLASSIFICATION:	STANDARD BASE
PROJECT YEAR:	2017
FURNITURE PACKAGE:	2017
DESIGN BULLETINS:	

Wallin Gomez Architects, Ltd.

711 South Dearborn Street
Suite 606
Chicago, IL 60605

Tel: 312-427-4702
Fax: 312-427-6611
e-mail: admin@wgald.com

Wendy's

STORE #08186
1600 RICHMOND AVENUE
POINT PLEASANT BEACH, NJ 08742

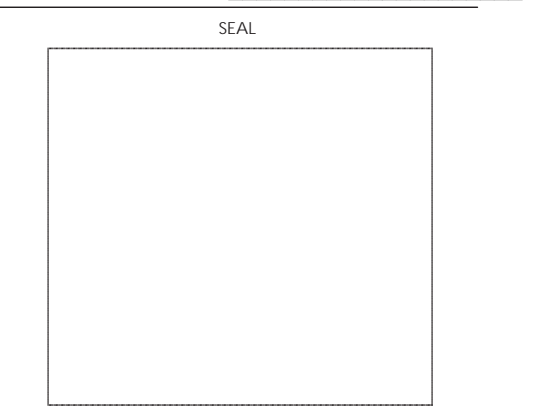
REV.	DATE	DESCRIPTION
06-12-17		ISSUED FOR PERMIT & BID
06-28-17		STRUCTURAL REVISIONS
08-03-17		PERMIT REVISIONS
08-17-17		ELECTRICAL REVISIONS

PROJ. DATE: 4/23/2018
PROJECT NUMBER: 17022
DRAWN BY: KPI/CL
CHECKED BY: DJW

NOTICE: THIS DOCUMENT CONTAINS PROPRIETARY INFORMATION. IT SHALL NOT BE USED OR REPRODUCED OR ITS CONTENTS DISCLOSED, IN WHOLE OR IN PART, WITHOUT THE PRIOR WRITTEN CONSENT OF WALLIN GOMEZ ARCHITECTS, LTD.

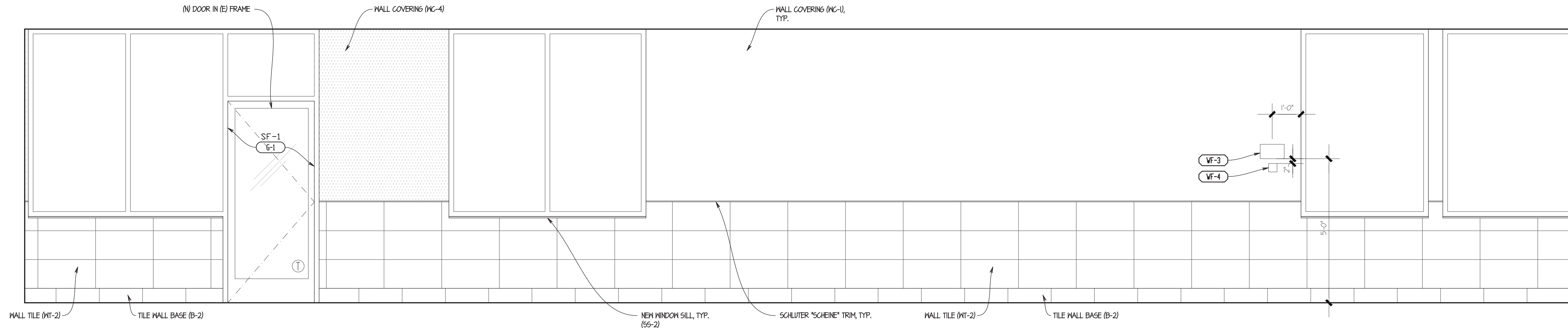
THESE DRAWINGS HAVE BEEN PREPARED AT AND / OR UNDER MY SUPERVISION AND TO THE BEST OF MY KNOWLEDGE AND BELIEF CONFORM AND COMPLY WITH THE REQUIREMENTS OF THE DEPARTMENT OF BUILDING AND CODES HAVING JURISDICTION.

STATE OF NEW JERSEY
#1A101913600
REGISTERED ARCHITECT
DONALD J. WALLIN
EXPIRATION DATE: 7/31/2019

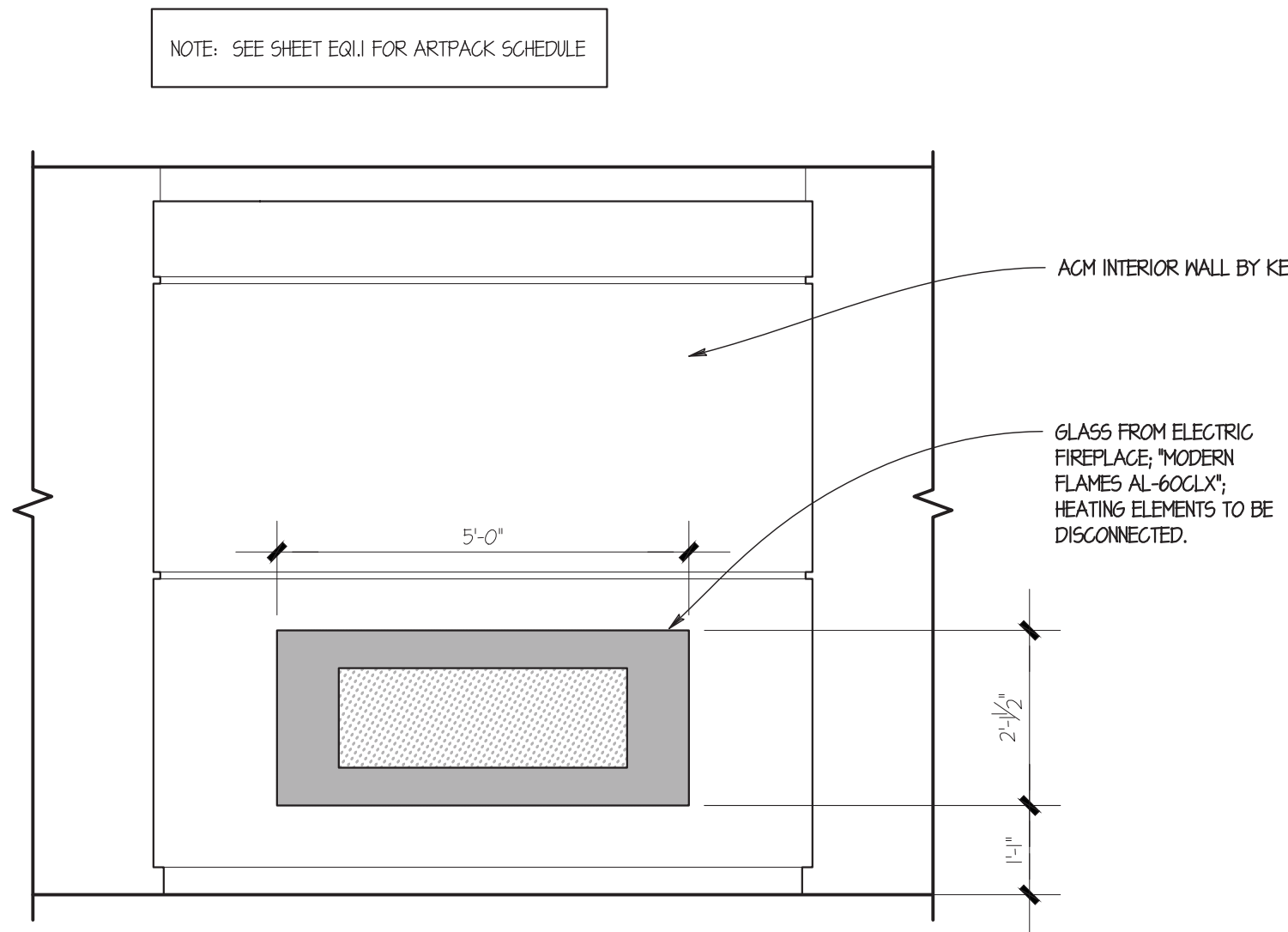


SHEET NAME
INTERIOR ELEVATIONS
DINING ROOM

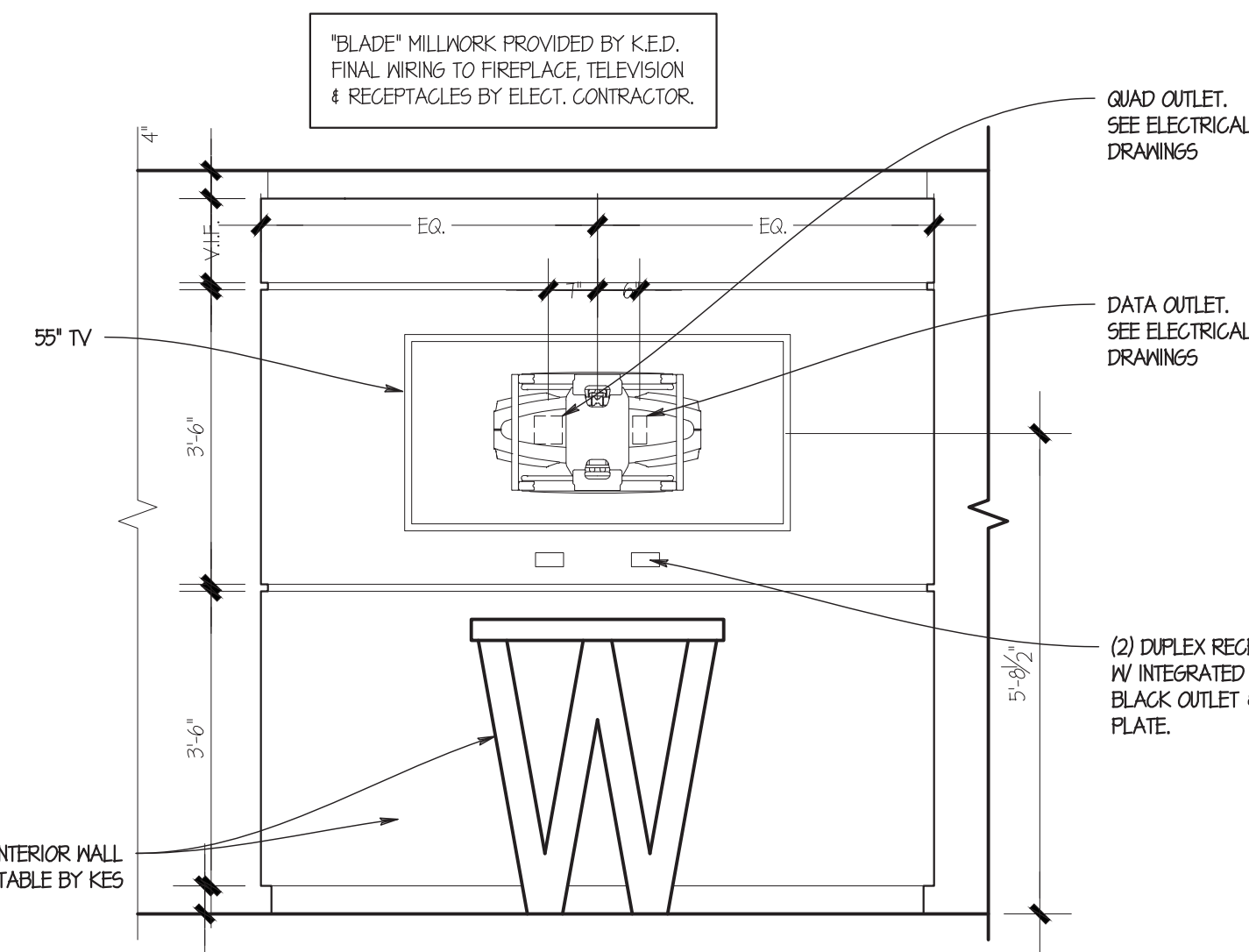
SHEET NUMBER
A7.1



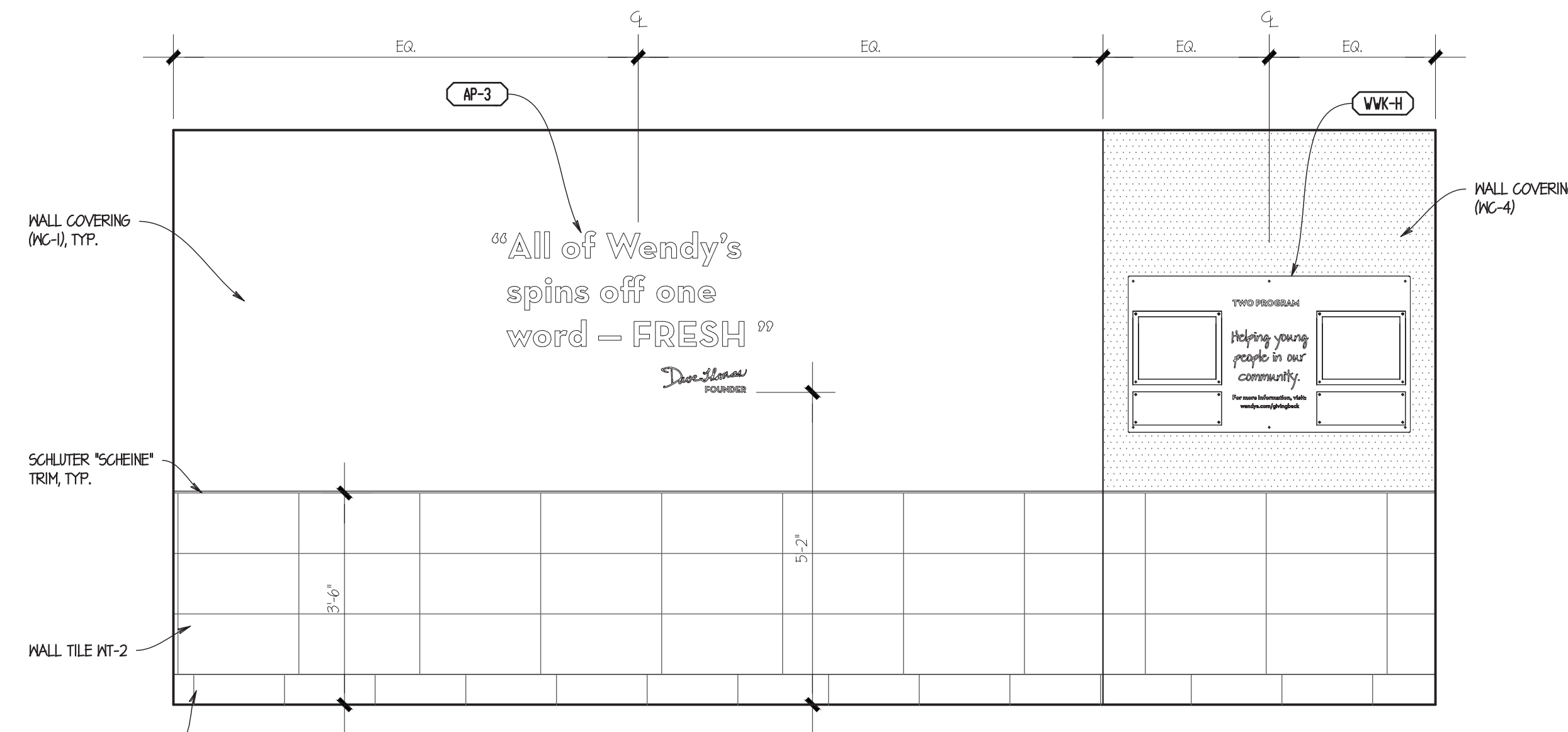
05 INTERIOR ELEVATION
SCALE: 1/2" = 1'-0"



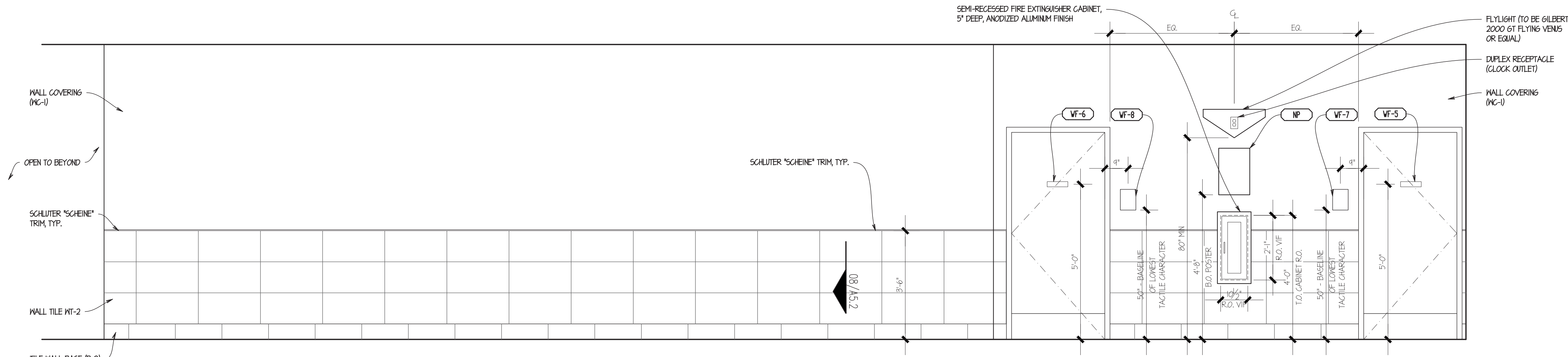
04 INTERIOR ELEVATION
SCALE: 1/2" = 1'-0"



03 INTERIOR ELEVATION
SCALE: 1/2" = 1'-0"



02 INTERIOR ELEVATION
SCALE: 1/2" = 1'-0"



01 INTERIOR ELEVATION
SCALE: 1/2" = 1'-0"

SITE NUMBER: 08186
 BASE MODEL: CONVERSION
 ASSET TYPE: FRANCHISE
 CLASSIFICATION: GUT/REBUILD
 OWNER: GC WEN MGMT
 BASE VERSION: 2016 JAN
 UPGRADE CLASSIFICATION: STANDARD BASE
 PROJECT YEAR: 2017
 FURNITURE PACKAGE: 2017
 DESIGN BULLETINS:

Wallin-Gomez Architects, Ltd.

711 South Dearborn Street
Suite 606
Chicago, IL 60605

Tel: 312-427-4702
Fax: 312-427-6611
e-mail: admin@wgald.com

Wendy's
STORE #08186
1600 RICHMOND AVENUE
POINT PLEASANT BEACH, NJ 08742


REV	DATE	DESCRIPTION
	06-12-17	ISSUED FOR PERMIT & BID
	06-28-17	STRUCTURAL REVISIONS
	08-03-17	PERMIT REVISIONS
	08-17-17	ELECTRICAL REVISIONS

PLOT DATE: 4/23/2018
 PROJECT NUMBER: 17022
 DRAWN BY: KFC/CL
 CHECKED BY: DJW

NOTICE: THIS DOCUMENT CONTAINS PROPRIETARY INFORMATION. IT SHALL NOT BE USED OR REPRODUCED OR ITS CONTENTS DISCLOSED, IN WHOLE OR IN PART, WITHOUT THE PRIOR WRITTEN CONSENT OF WALLIN-GOMEZ ARCHITECTS, LTD.

THESE DRAWINGS HAVE BEEN PREPARED AT AND / OR UNDER MY SUPERVISION AND TO THE BEST OF MY KNOWLEDGE AND BELIEF CONFORM AND COMPLY WITH THE REQUIREMENTS OF THE DEPARTMENTS OF BUILDING AND CODES HAVING JURISDICTION.

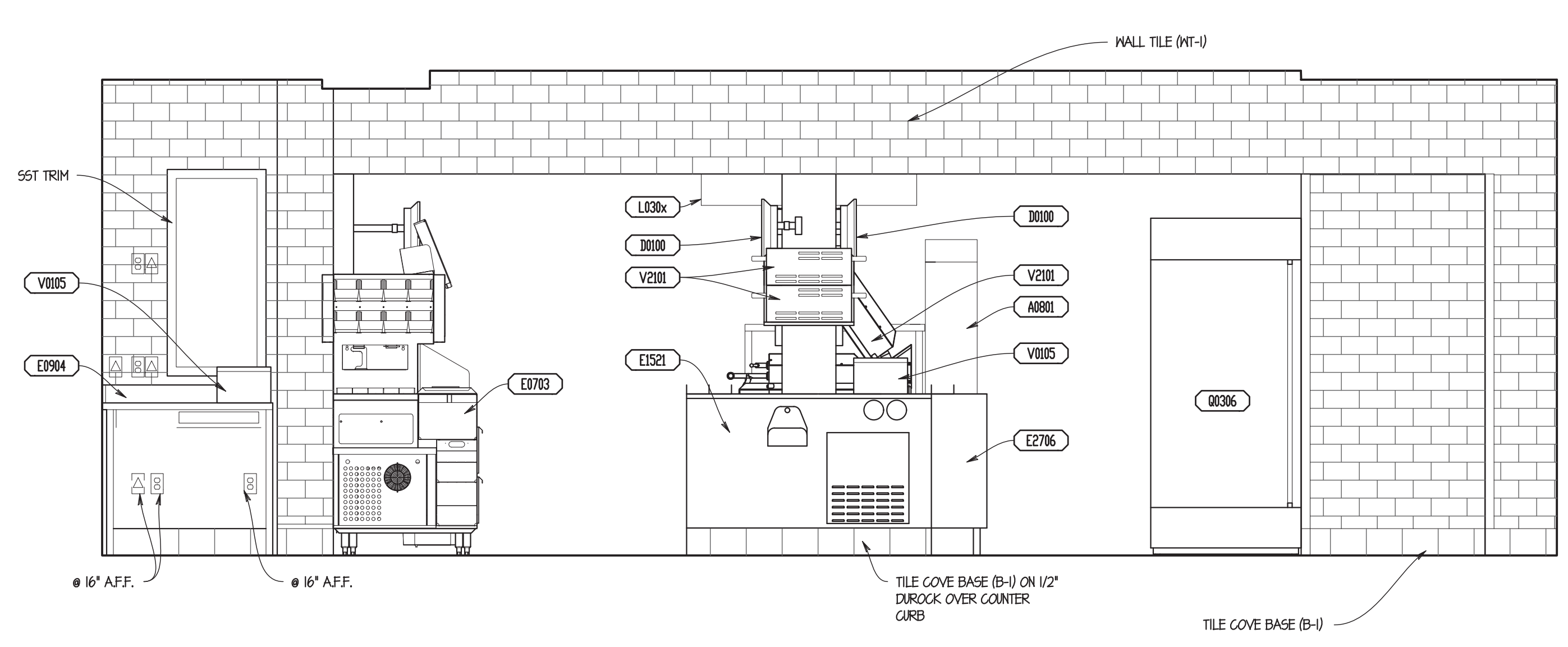
STATE OF NEW JERSEY
 #1A101913600
 REGISTERED ARCHITECT
 DONALD J. WALLIN
 EXPIRATION DATE: 7/31/2019



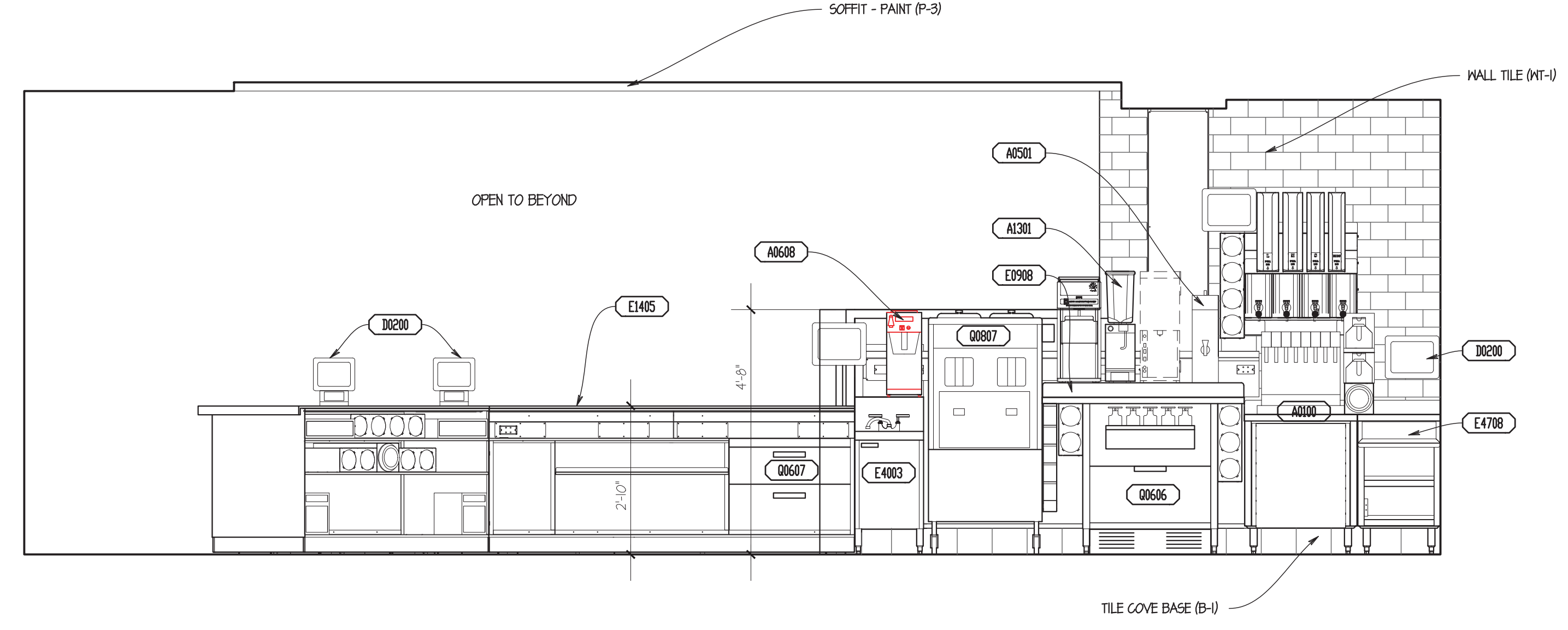
SHEET NAME:
 INTERIOR ELEVATIONS
 DINING ROOM

SHEET NUMBER:
A7.2

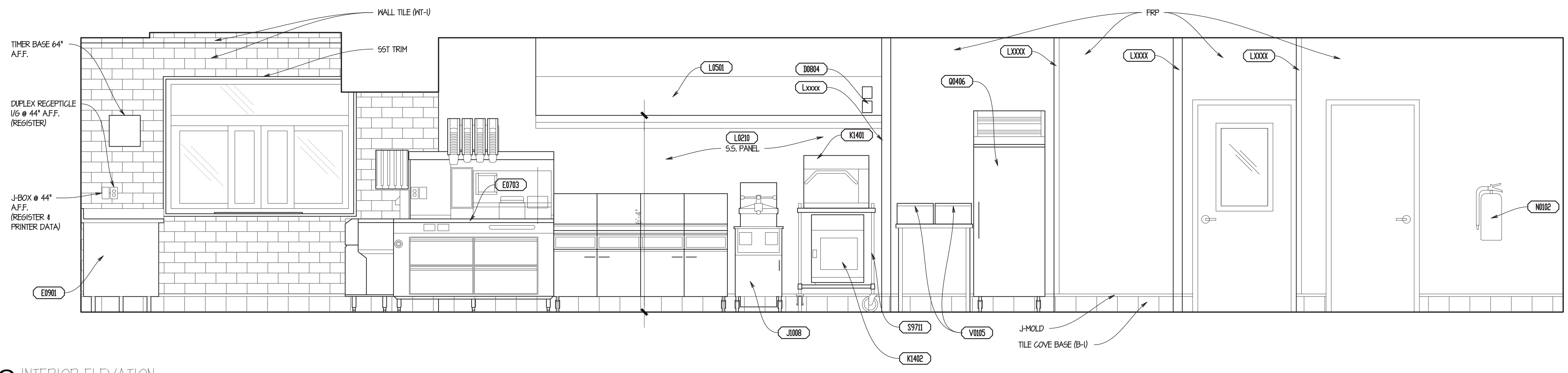
SEE EQUIPMENT PLAN AND SCHEDULE FOR ADDITIONAL CLARIFICATION



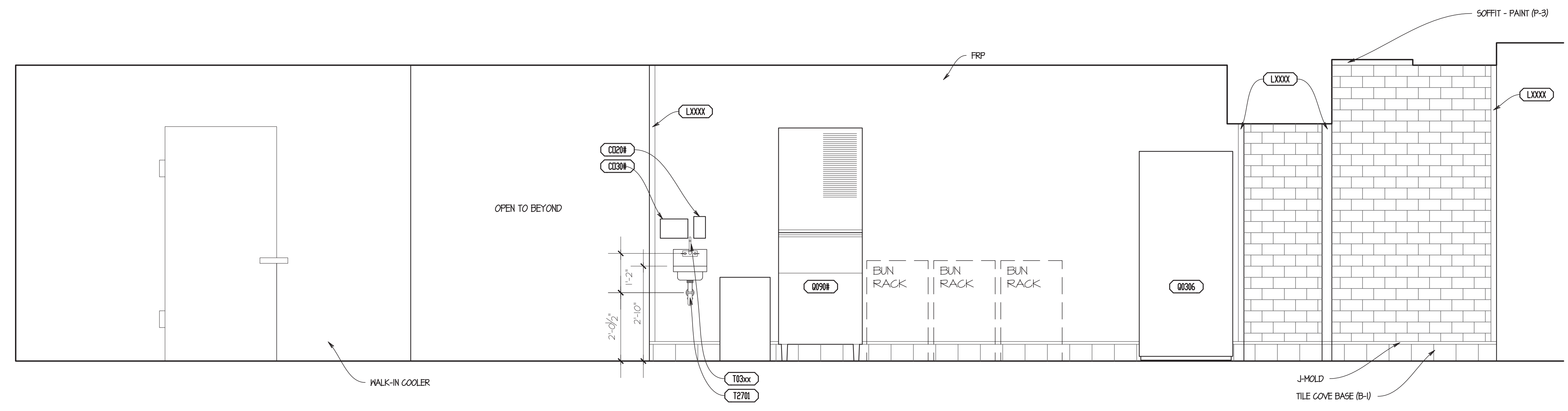
04 INTERIOR ELEVATION
SCALE: 1/2" = 1'-0"



03 INTERIOR ELEVATION
SCALE: 1/2" = 1'-0"



02 INTERIOR ELEVATION
SCALE: 1/2" = 1'-0"



01 INTERIOR ELEVATION
SCALE: 1/2" = 1'-0"

SITE NUMBER: 08186
 BASE MODEL: CONVERSION
 ASSET TYPE: FRANCHISE
 CLASSIFICATION: GUT/REBUILD
 OWNER: GC WEN MGMT
 BASE VERSION: 2016 JAN
 UPGRADE CLASSIFICATION: STANDARD BASE
 PROJECT YEAR: 2017
 FURNITURE PACKAGE: 2017
 DESIGN BULLETINS:

Wallin • Gomez Architects, Ltd.
 711 South Dearborn Street
 Suite 606
 Chicago, IL 60605
 Tel: 312-427-4702
 Fax: 312-427-6611
 e-mail: admin@wgald.com

Wendy's
 STORE #08186
 1600 RICHMOND AVENUE
 POINT PLEASANT BEACH, NJ 08742

REV.	DATE	DESCRIPTION
06-12-17		ISSUED FOR PERMIT & BID
06-28-17		STRUCTURAL REVISIONS
08-03-17		PERMIT REVISIONS
08-17-17		ELECTRICAL REVISIONS

NOTICE: THIS DOCUMENT CONTAINS PROPRIETARY INFORMATION. IT SHALL NOT BE USED OR REPRODUCED OR ITS CONTENTS DISCLOSED, IN WHOLE OR IN PART WITHOUT THE PRIOR WRITTEN CONSENT OF WALLIN / GOMEZ ARCHITECTS, LTD.

STATE OF NEW JERSEY
 #1A101913600
 REGISTERED ARCHITECT
 DONALD J. WALLIN
 EXPIRATION DATE: 7/31/2019

THESE DRAWINGS HAVE BEEN PREPARED AT AND / OR UNDER MY SUPERVISION AND TO THE BEST OF MY KNOWLEDGE AND BELIEF CONFORM AND COMPLY WITH THE REQUIREMENTS OF THE DEPARTMENT OF BUILDING AND CODES HAVING JURISDICTION.

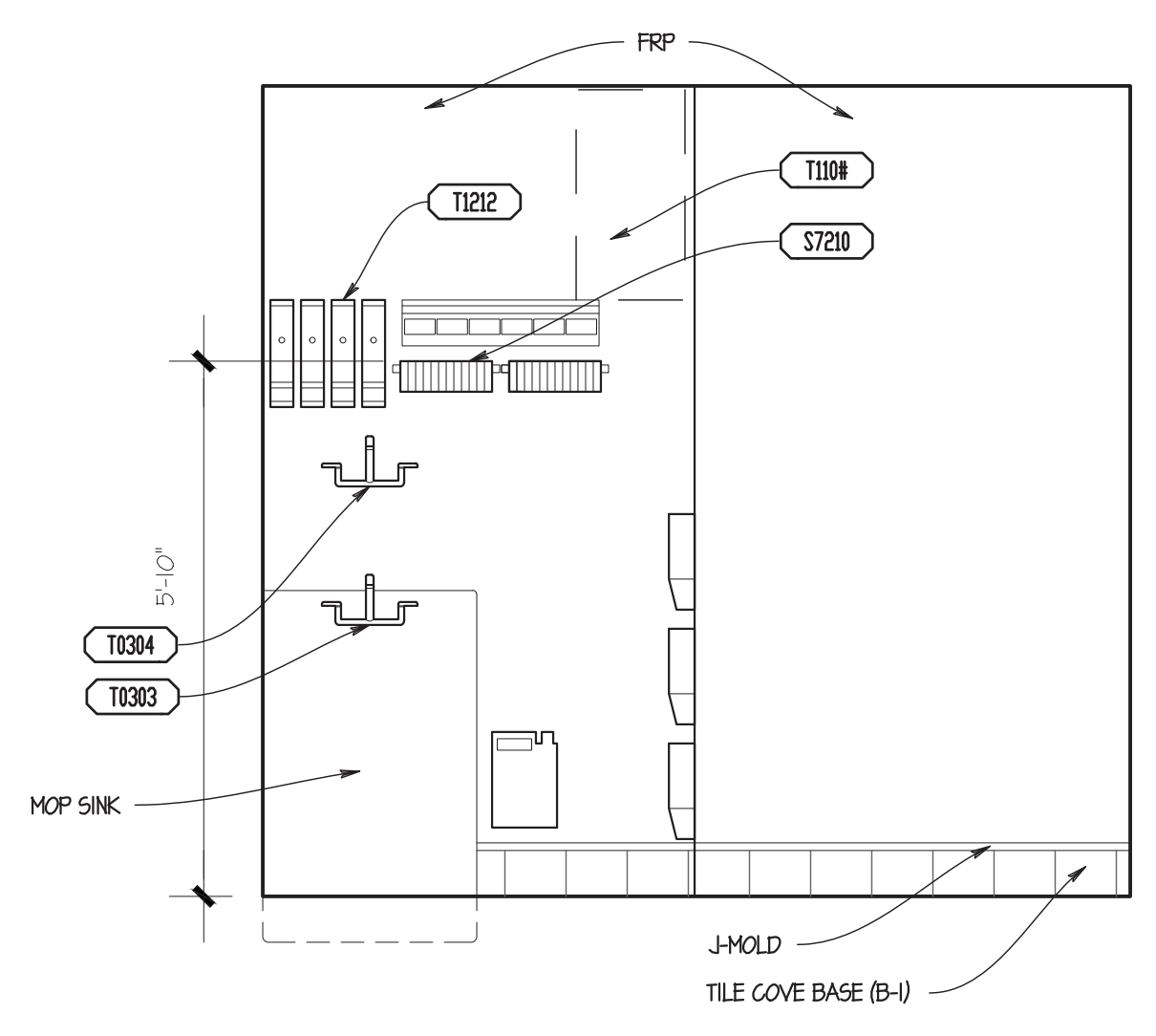
SEAL

SHEET NAME
**INTERIOR ELEVATIONS
 KITCHEN**

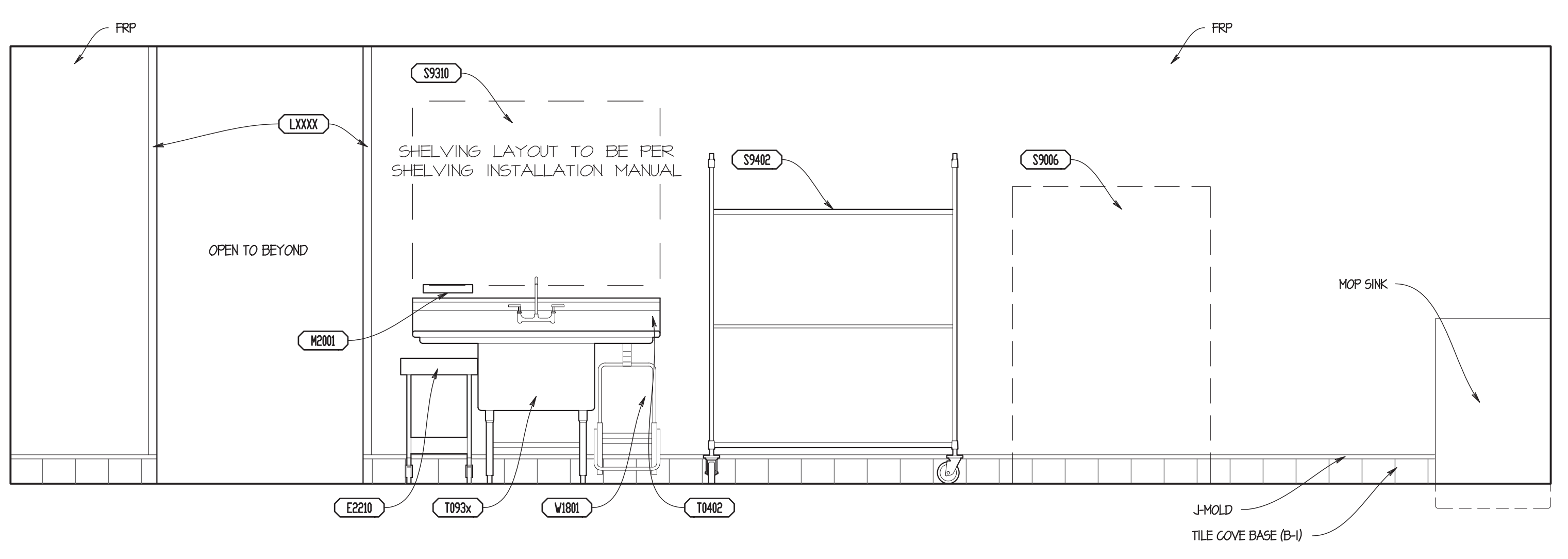
SHEET NUMBER
A7.3

4/23/2018 4:24 PM P:\2017\17022 - gr_wen_mgmt - wendys - 2105 - 0000 - 08 - point_pleasant_beach - 1600richmond - 08186 - 01 - interior_elevations.kitchen

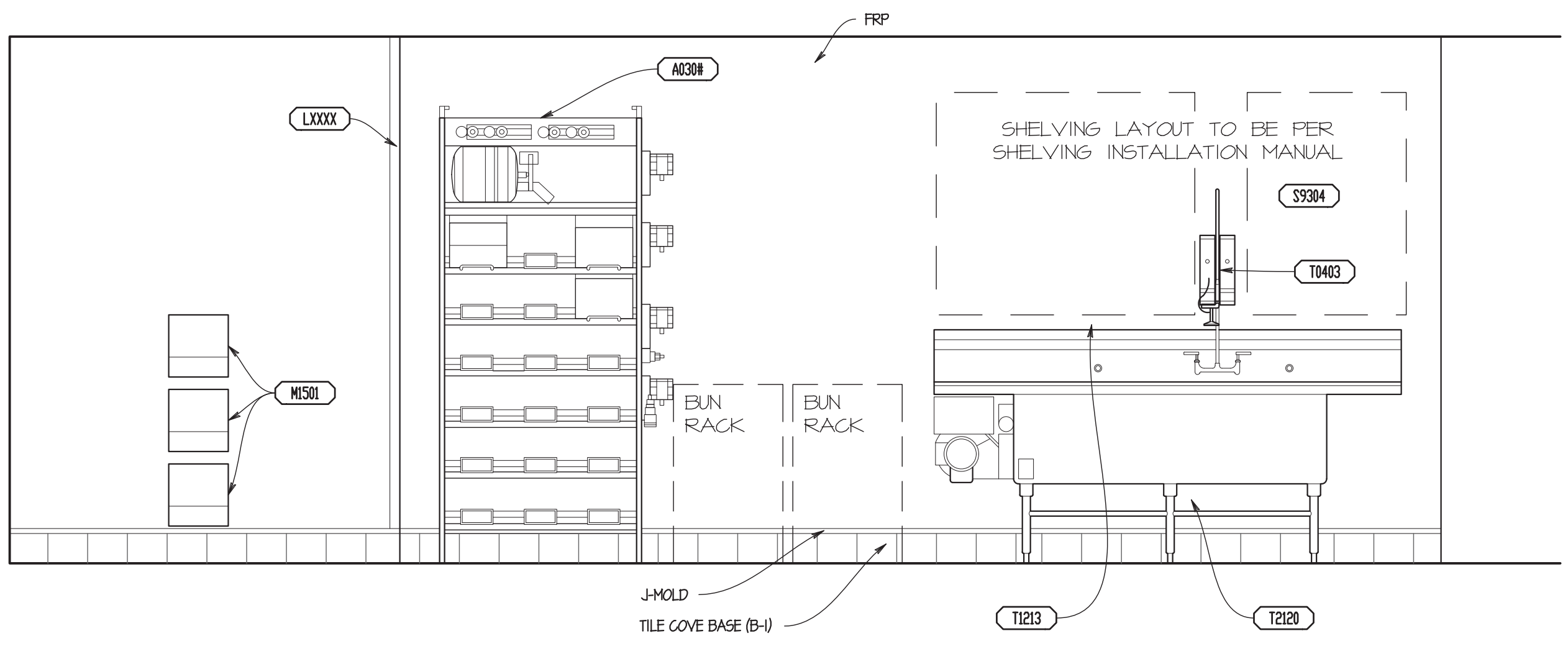
SEE EQUIPMENT PLAN AND SCHEDULE FOR ADDITIONAL CLARIFICATION



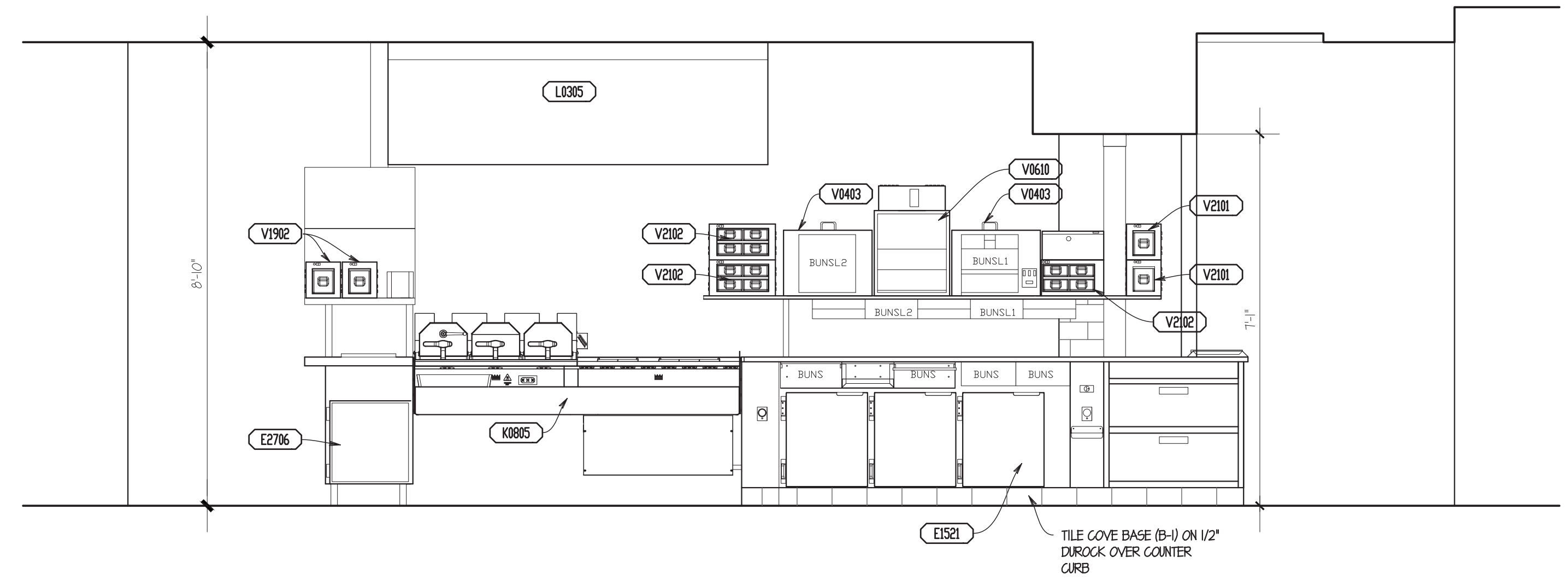
08 INTERIOR ELEVATION
SCALE: 1/2" = 1'-0"



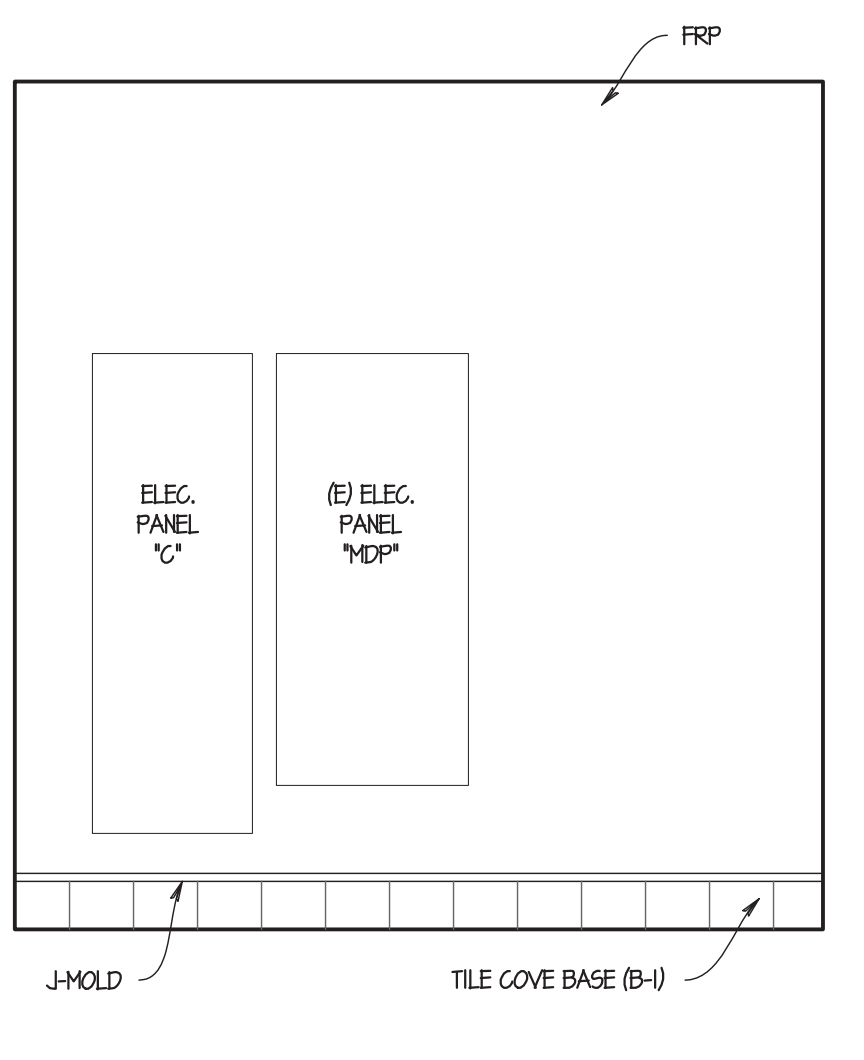
07 INTERIOR ELEVATION
SCALE: 1/2" = 1'-0"



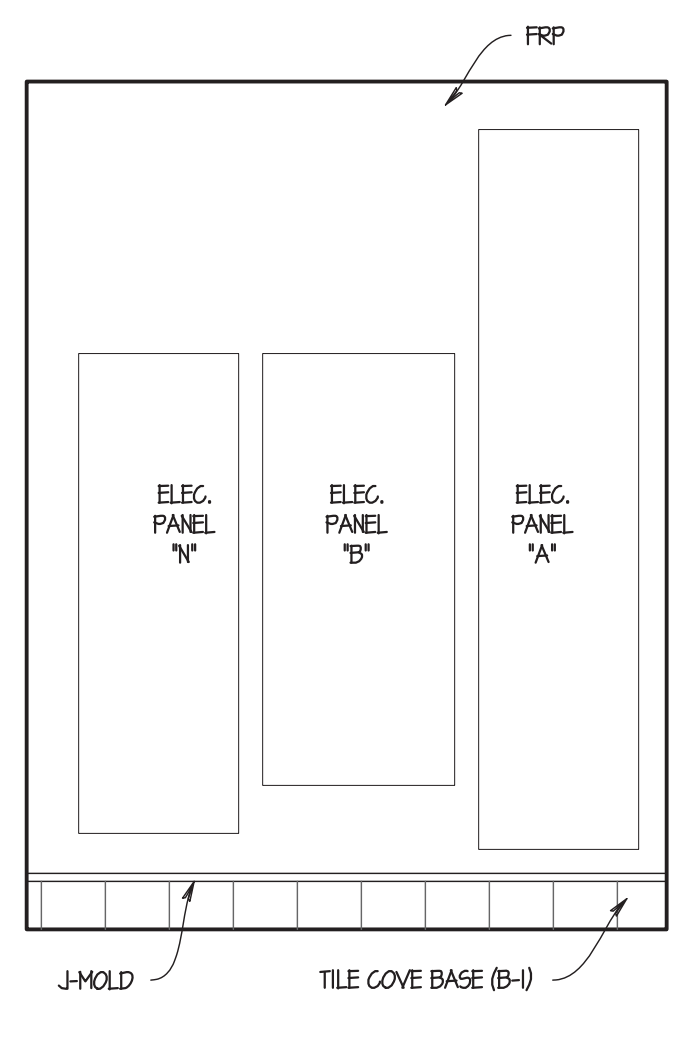
06 INTERIOR ELEVATION
SCALE: 1/2" = 1'-0"



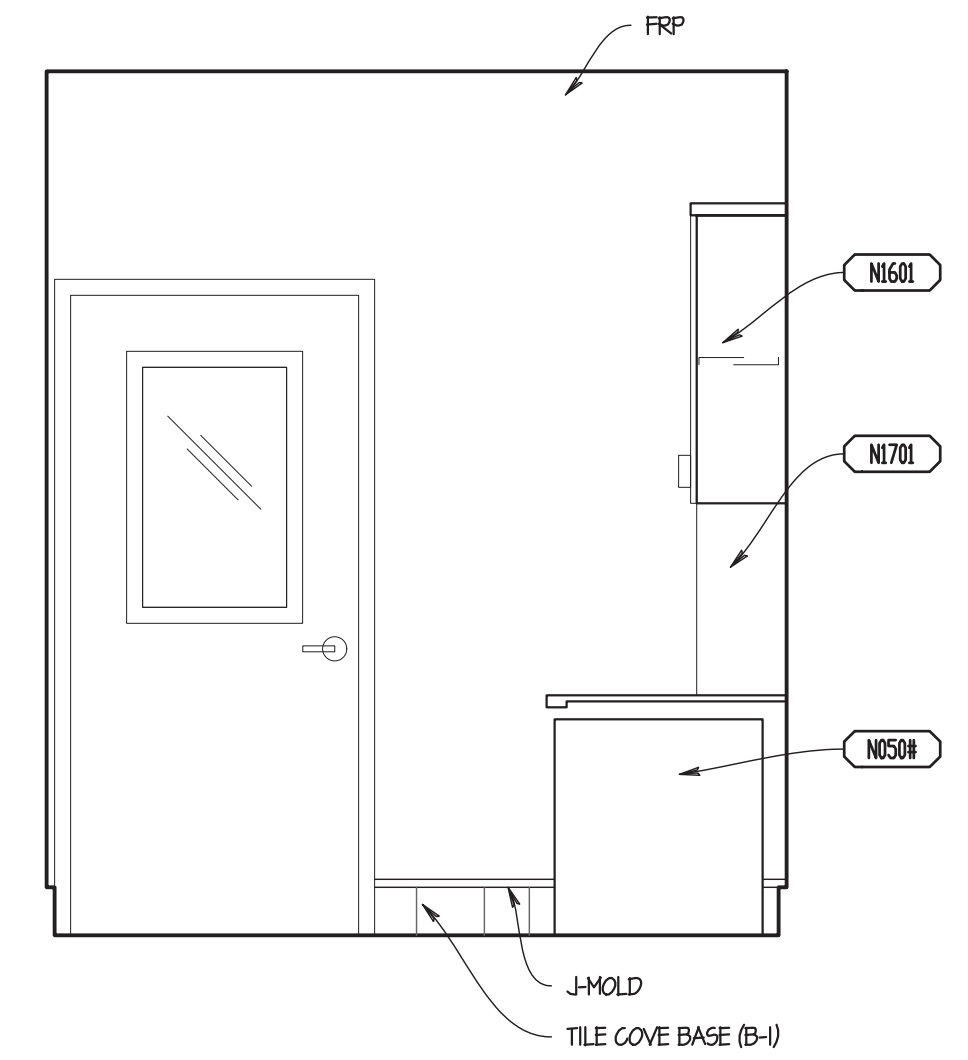
05 INTERIOR ELEVATION
SCALE: 1/2" = 1'-0"



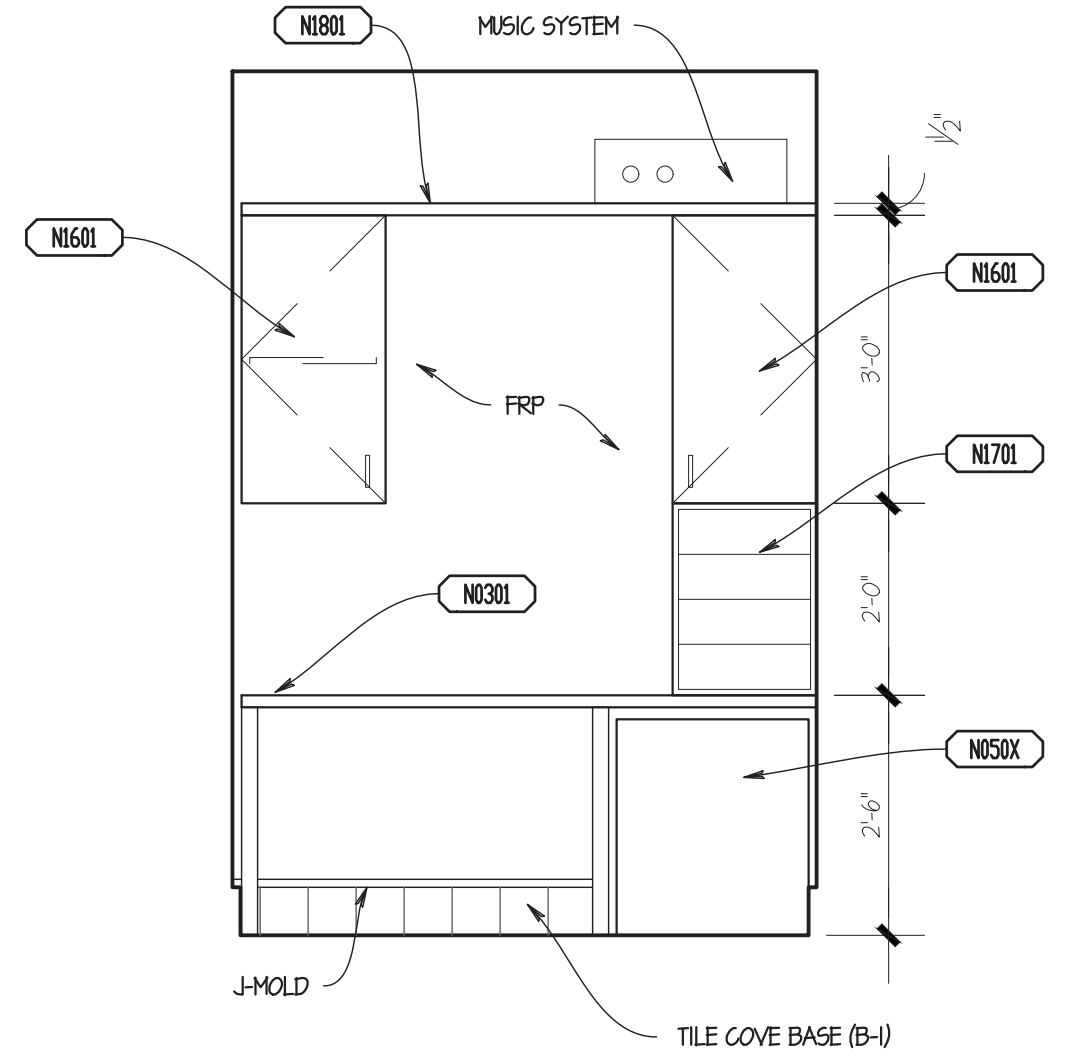
04 INTERIOR ELEVATION
SCALE: 1/2" = 1'-0"



03 INTERIOR ELEVATION
SCALE: 1/2" = 1'-0"



02 INTERIOR ELEVATION
SCALE: 1/2" = 1'-0"



01 INTERIOR ELEVATION
SCALE: 1/2" = 1'-0"

SITE NUMBER:	08186
BASE MODEL:	CONVERSION
ASSET TYPE:	FRANCHISE
CLASSIFICATION:	GUT/REBUILD
OWNER:	GC WEN MGMT
BASE VERSION:	2016 JAN
UPGRADE CLASSIFICATION:	STANDARD BASE
PROJECT YEAR:	2017
FURNITURE PACKAGE:	2017
DESIGN BULLETINS:	

Wallin-Gomez Architects, Ltd.
711 South Dearborn Street
Suite 606
Chicago, IL 60605
Tel: 312-427-4702
Fax: 312-427-6611
e-mail: admin@wgald.com

Wendy's
STORE #08186
1600 RICHMOND AVENUE
POINT PLEASANT BEACH, NJ 08742

REV.	DATE	DESCRIPTION
06-12-17		ISSUED FOR PERMIT & BID
06-28-17		STRUCTURAL REVISIONS
08-03-17		PERMIT REVISIONS
08-17-17		ELECTRICAL REVISIONS

REV. DATE: 4/23/2018
PROJECT NUMBER: 17022
DRAWN BY: KF/CL
CHECKED BY: DJW

NOTICE: THIS DOCUMENT CONTAINS PROPRIETARY INFORMATION. IT SHALL NOT BE USED OR REPRODUCED OR ITS CONTENTS DISCLOSED, IN WHOLE OR IN PART, WITHOUT THE PRIOR WRITTEN CONSENT OF WALLIN / GOMEZ ARCHITECTS, LTD.

THESE DRAWINGS HAVE BEEN PREPARED AT AND / OR UNDER MY SUPERVISION AND TO THE BEST OF MY KNOWLEDGE AND BELIEF CONFORM AND COMPLY WITH THE REQUIREMENTS OF THE DEPARTMENT OF BUILDING AND CODES HAVING JURISDICTION.

STATE OF NEW JERSEY
#1A101913800
REGISTERED ARCHITECT
DONALD J. WALLIN
EXPIRATION DATE: 7/31/2019

SHEET NAME
INTERIOR ELEVATIONS KITCHEN

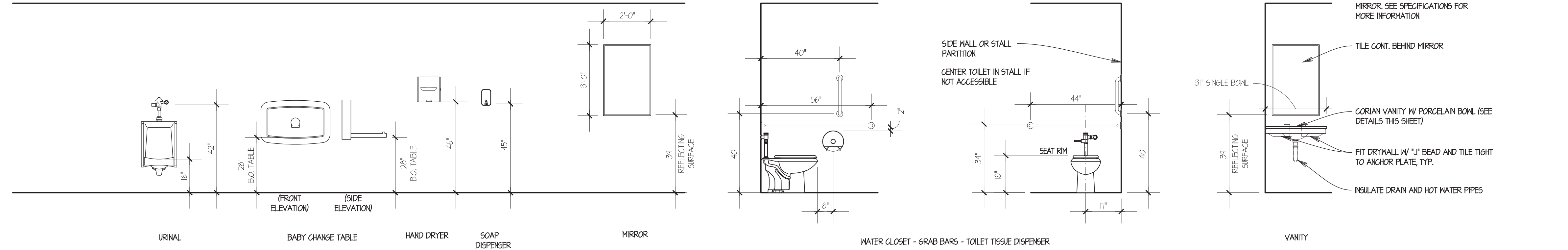
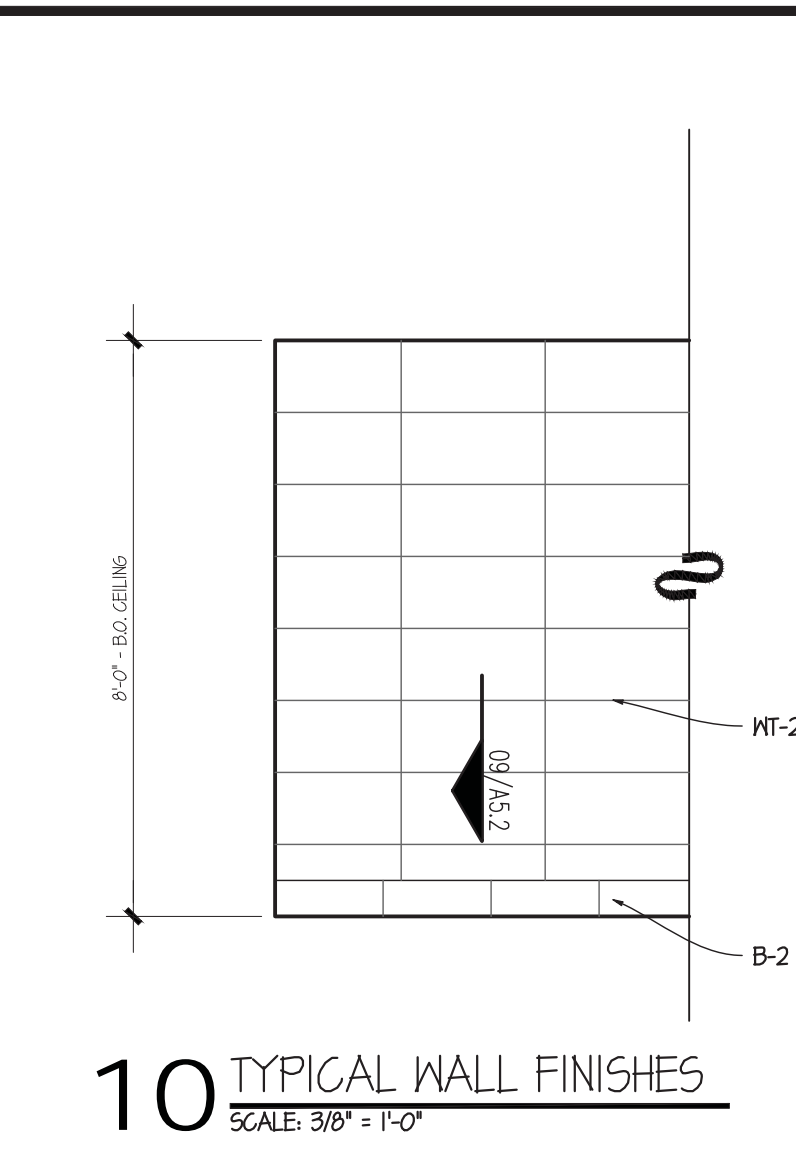
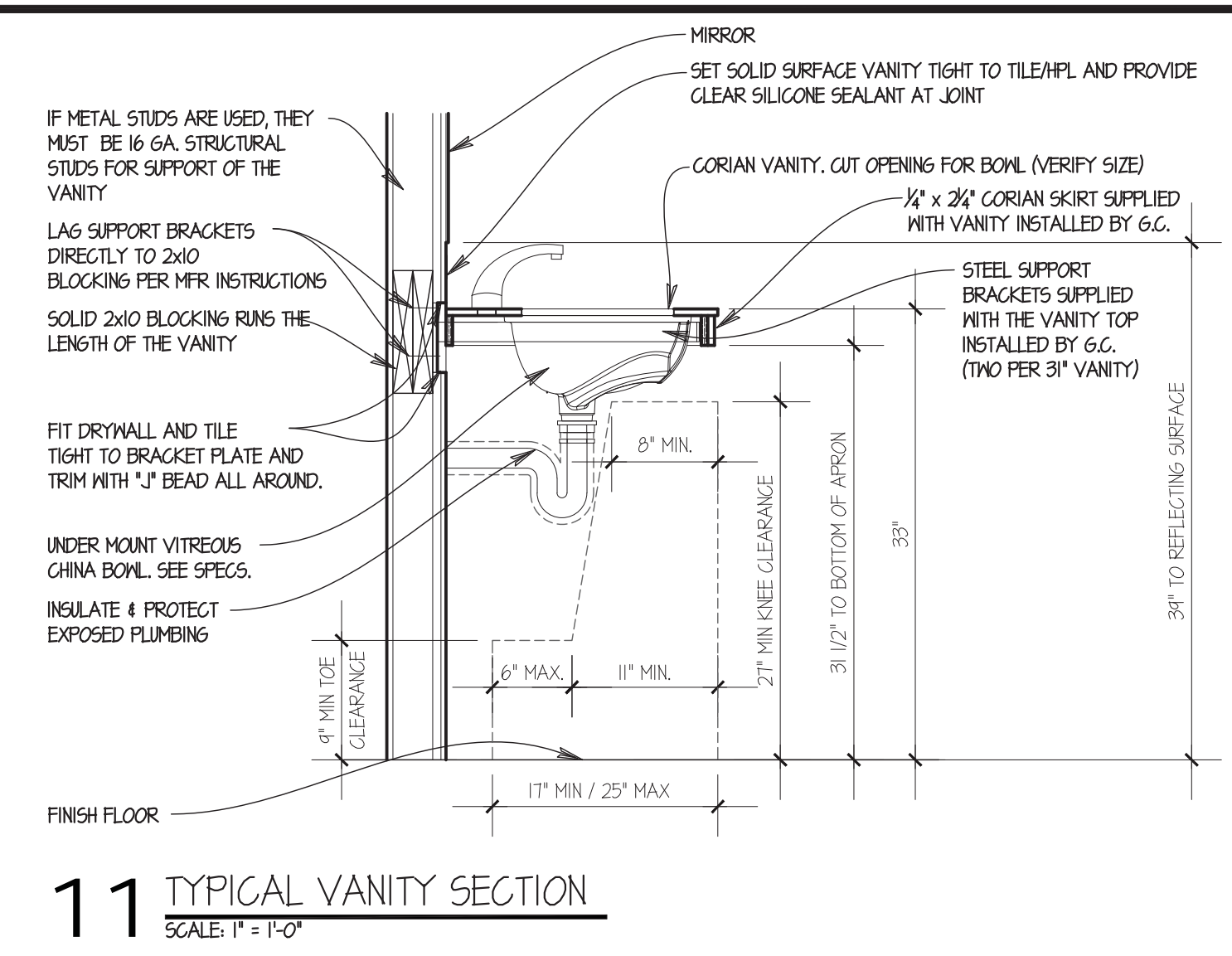
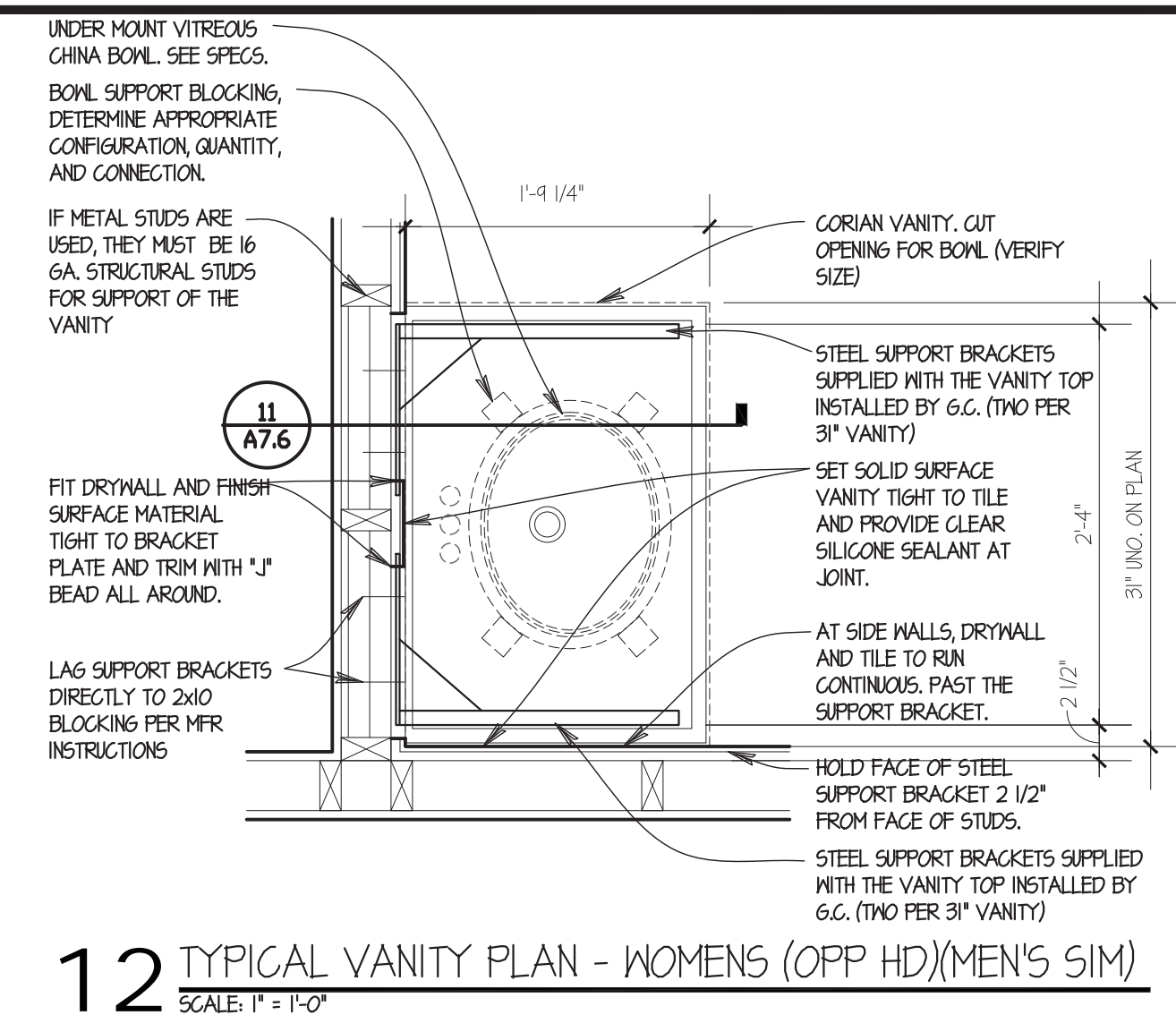
SHEET NUMBER
A7.4

RESTROOM FIXTURE AND HARDWARE SCHEDULE

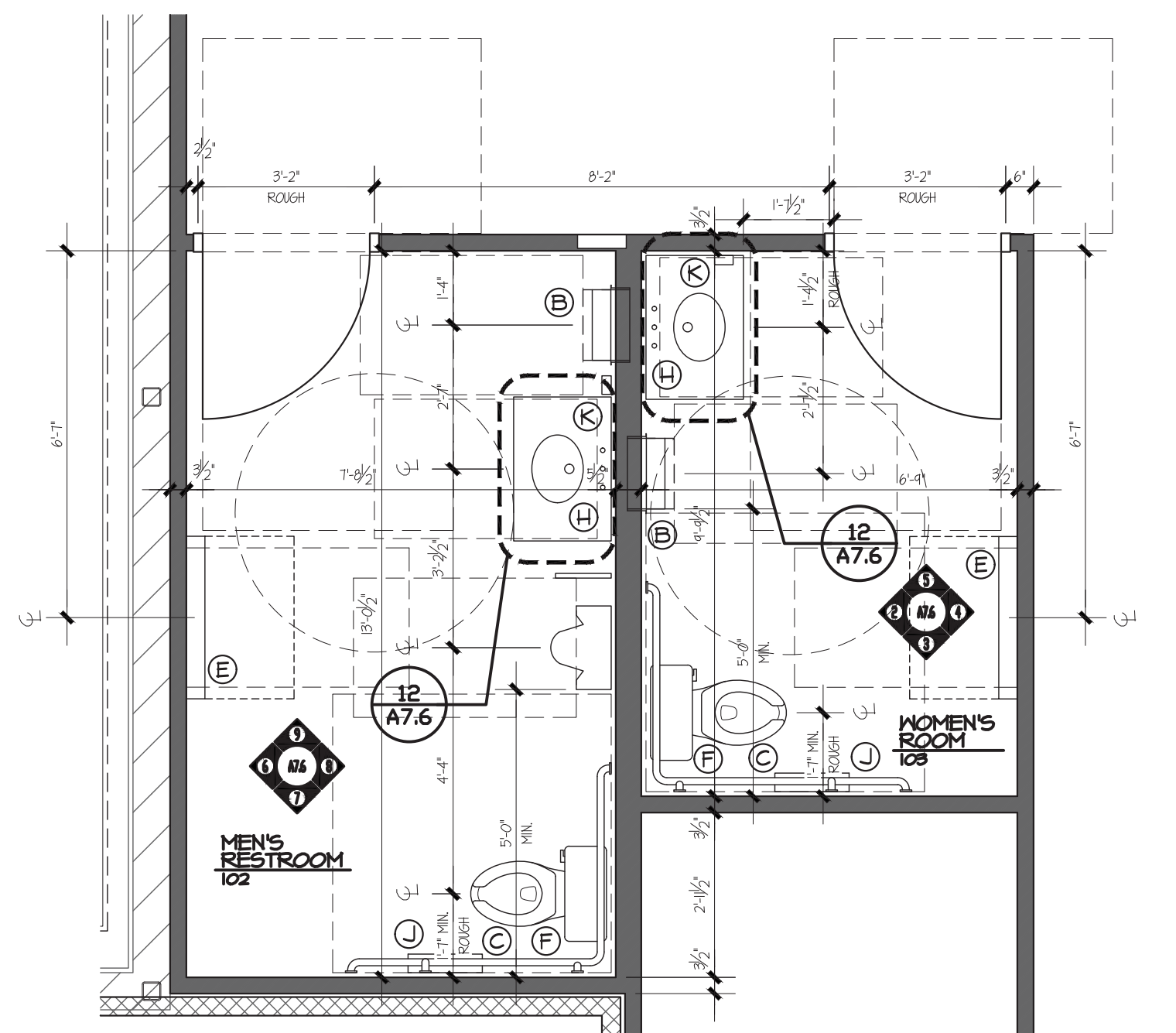
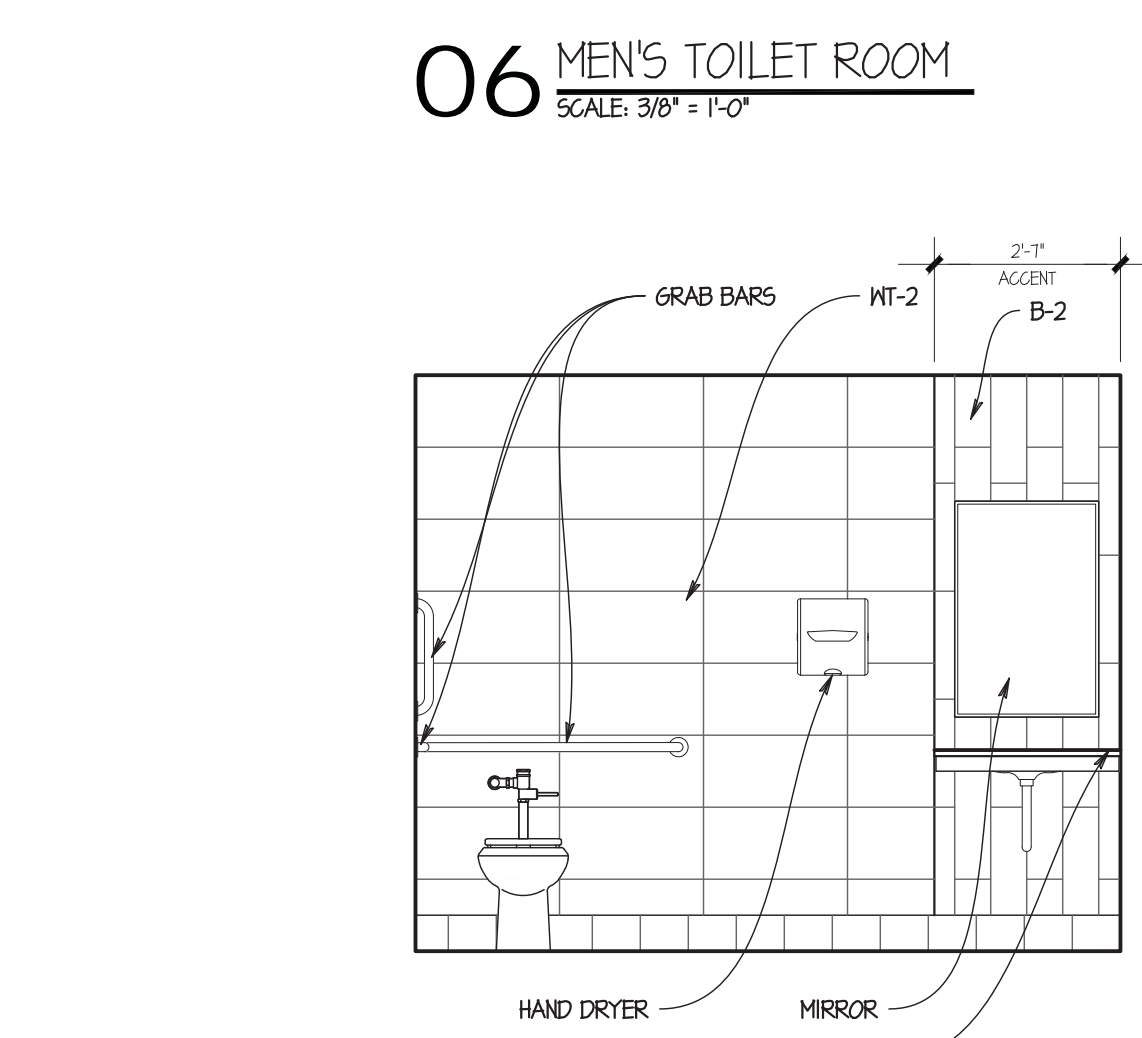
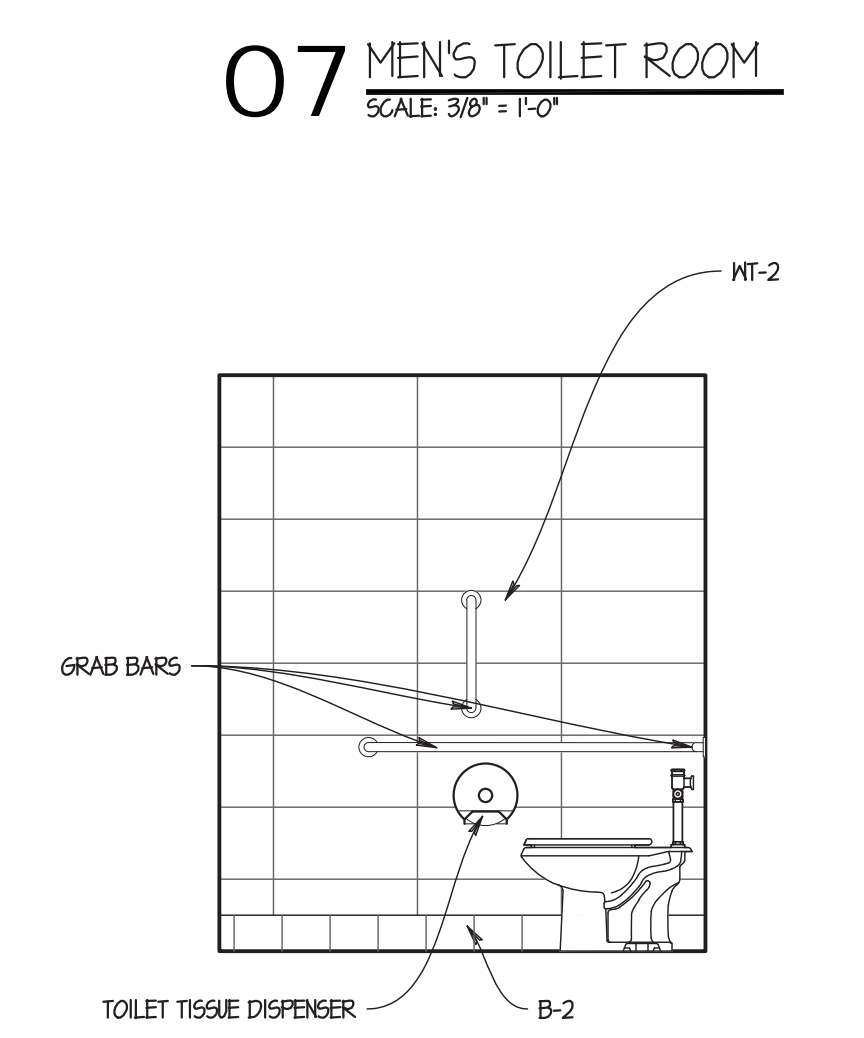
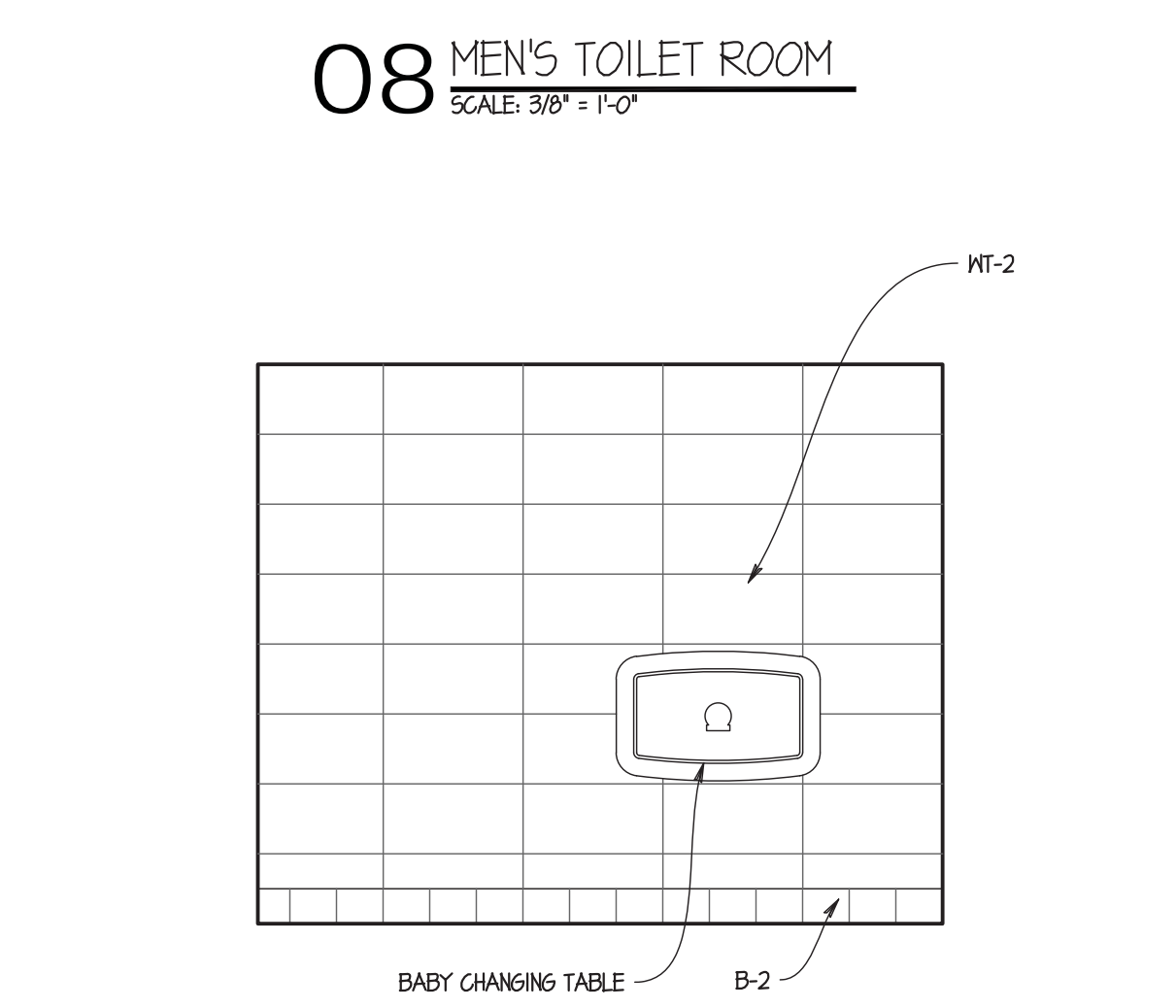
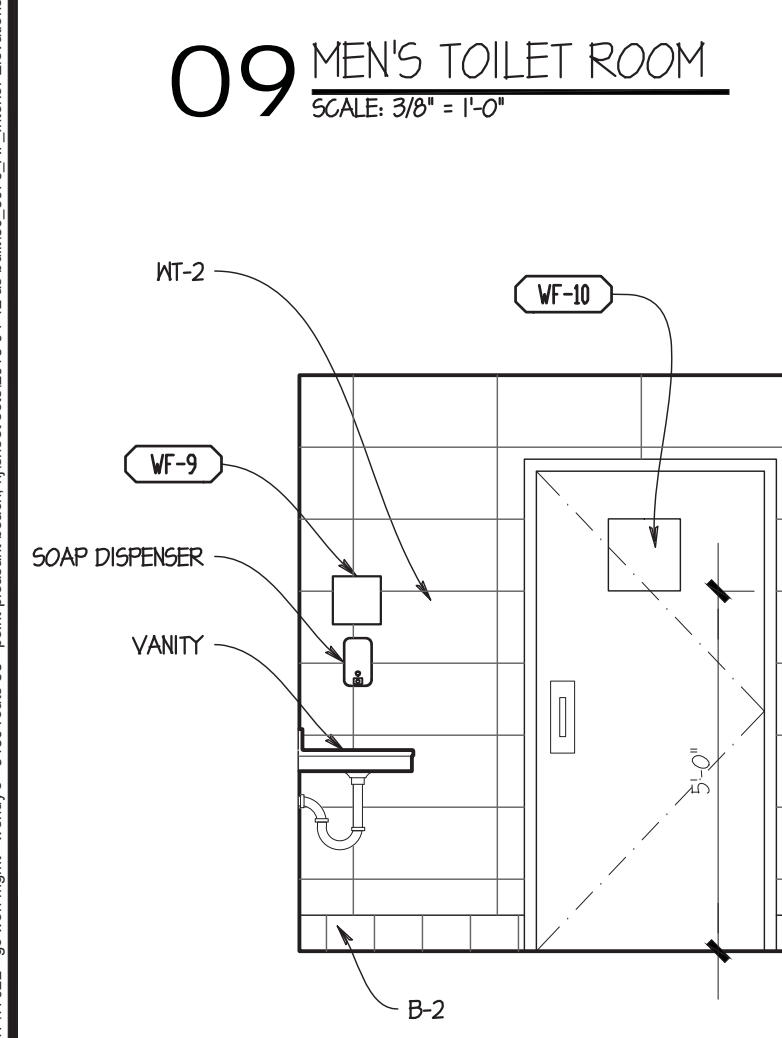
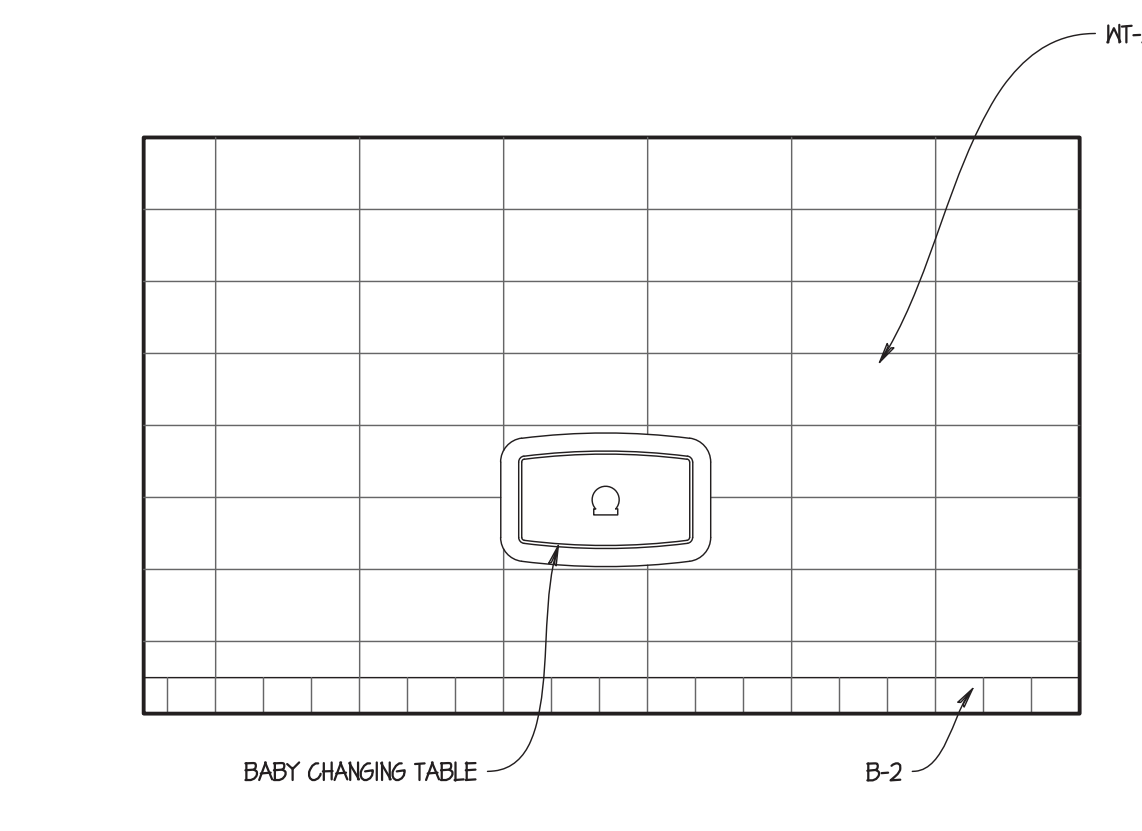
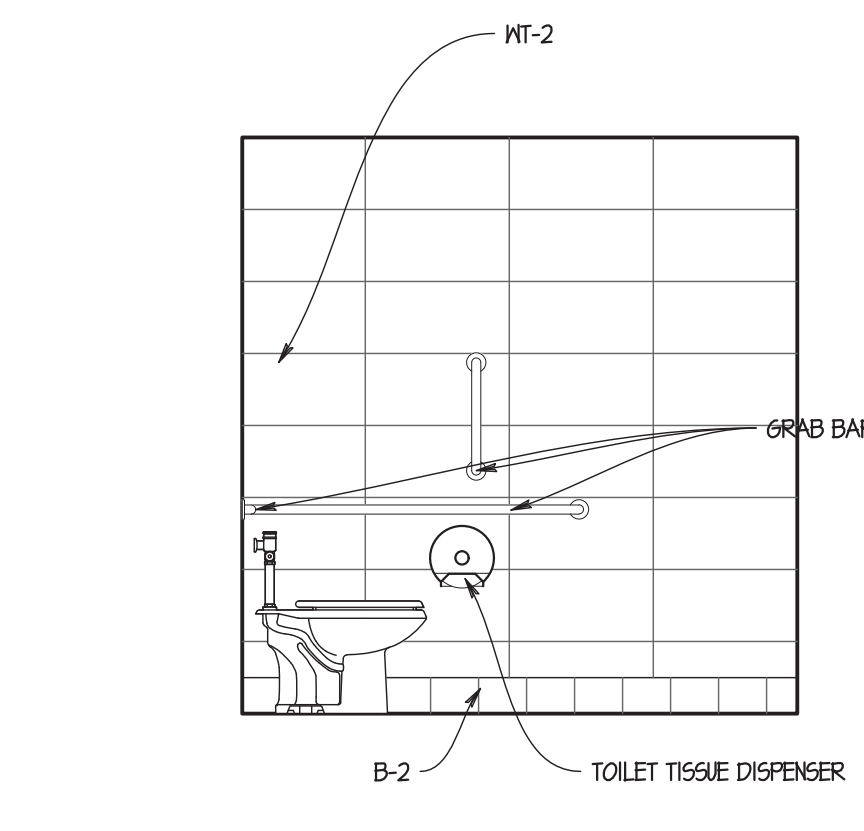
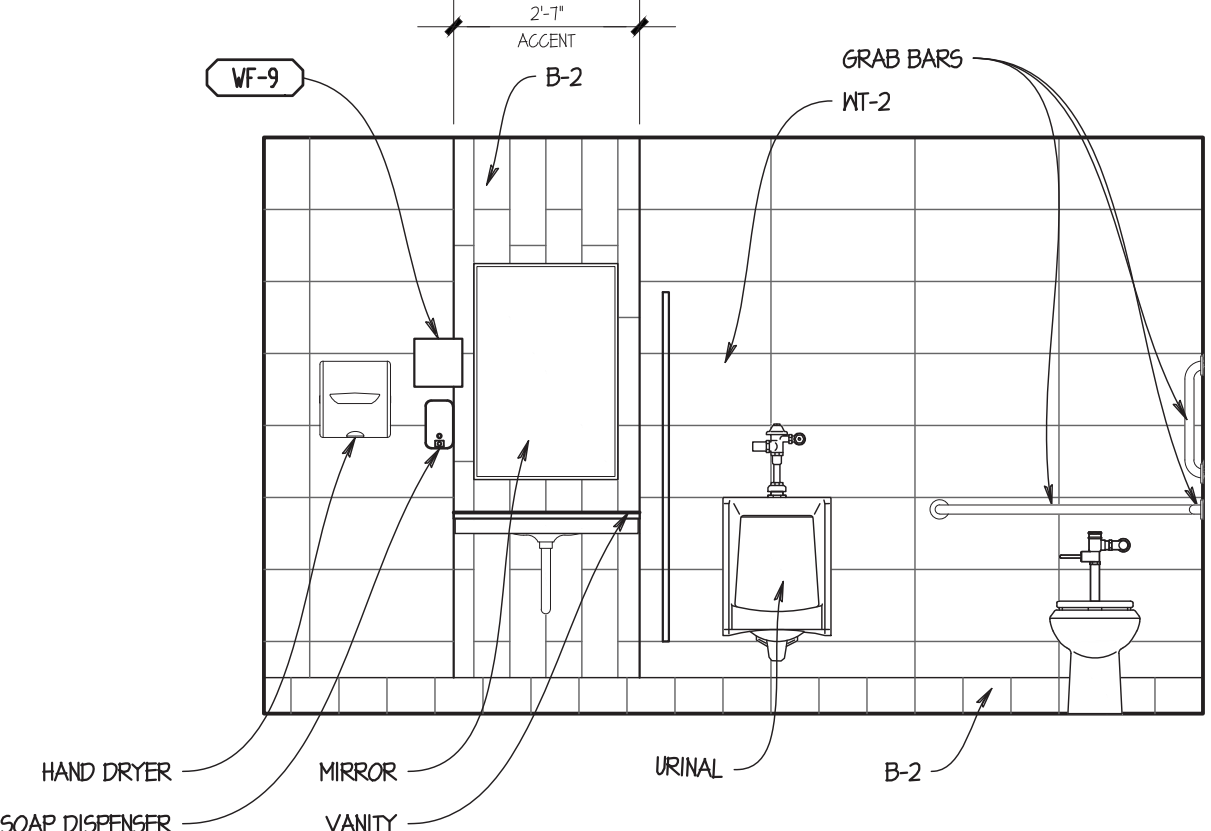
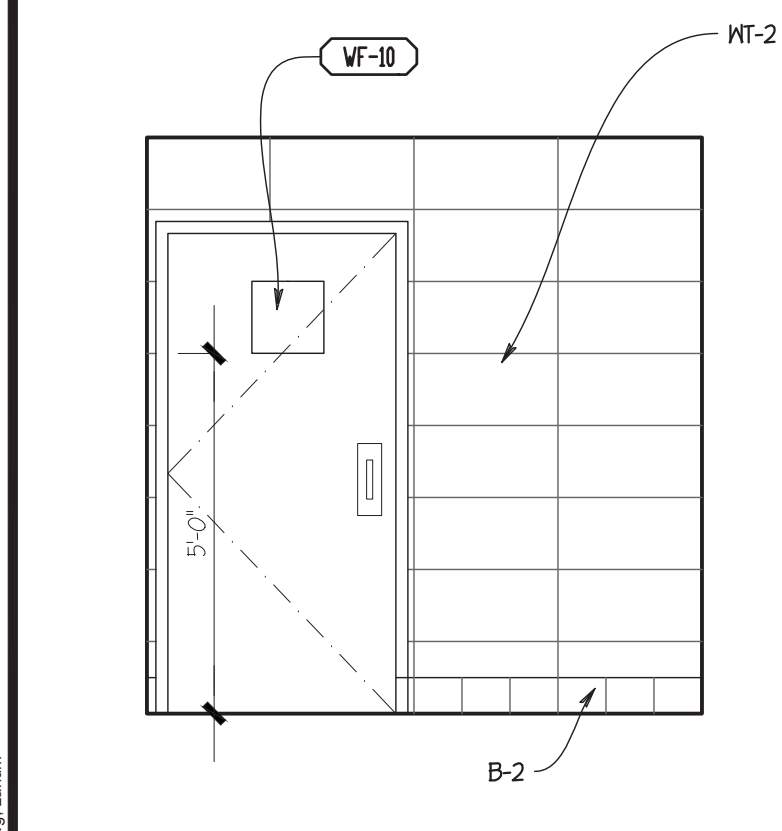
A	NOT USED				
B	NEW SEMI-RECESSED HAND DRYER	XLERATOR XL-SB W/ 40502 ACCESSIBLE RECESS KIT & STAINLESS STEEL PANEL BELOW			
C	TOILET PAPER DISPENSER: SURFACE MOUNTED JUMBO ROLL TOILET TISSUE DISPENSER	ASI MODEL NO. 0042	SATIN	OUTER CABINET, STAINLESS STEEL	
D	NOT USED				
E	BABY CHANGING TABLE	KOALA KARE PRODUCTS KB200-00	CREAM	REFER TO MANUFACTURER FOR INSTALLATION	
F	TWO WALL TOILET COMPARTMENT GRAB BAR	ASI - 3800 TYPE 57	SATIN	STAINLESS STEEL W/ EXPOSED MOUNTING, FURNISHED COMPLETE W/ MOUNTING KIT	
G	NOT USED				
H	MIRROR	ASI MODEL 0600-2436	SATIN	STAINLESS STEEL - ANGLE FRAMED W/ WELDED CORNERS	
J	18" VERTICAL GRAB BAR	ASI MODEL 3800 TYPE 1	SATIN	STAINLESS STEEL W/ EXPOSED MOUNTING, FURNISHED COMPLETE W/ MOUNTING KIT	
K	WALL MOUNTED "ECOLAB" HANDS-FREE SOAP DISPENSER		BLACK		

URINAL SCREENS:
STAINLESS STEEL URINAL SCREEN - "ULTIMATE PRIVACY" (48" PANEL HEIGHT) BY ACCURATE PARTITIONS CORP. FINISH TO BE "SATIN", STAINLESS STEEL CONTINUOUS BRACKETS.

NOTE: CONTRACTOR TO PROVIDE 2x WOOD BLOCKING IN WALL FOR ANCHORAGE OF TOILET ACCESSORIES AND PARTITIONS AS REQUIRED.



NOTE: CONTRACTOR TO PROVIDE 2x6 WOOD BLOCKING IN WALL FOR ANCHORAGE OF GRAB BARS AS REQUIRED.



Wallin • Gomez Architects, Ltd.
711 South Dearborn Street Suite 606 Chicago, IL 60605
Tel: 312-427-4702 Fax: 312-427-6611 e-mail: admin@wgald.com

Wendy's
STORE #08186
1600 RICHMOND AVENUE
POINT PLEASANT BEACH, NJ 08742

REV.	DATE	DESCRIPTION
06-12-17		ISSUED FOR PERMIT & BID
06-28-17		STRUCTURAL REVISIONS
08-03-17		PERMIT REVISIONS
08-17-17		ELECTRICAL REVISIONS

RFOT DATE: 4/23/2018
PROJECT NUMBER: 17022
DRAWN BY: KJ/CL
CHECKED BY: DJW

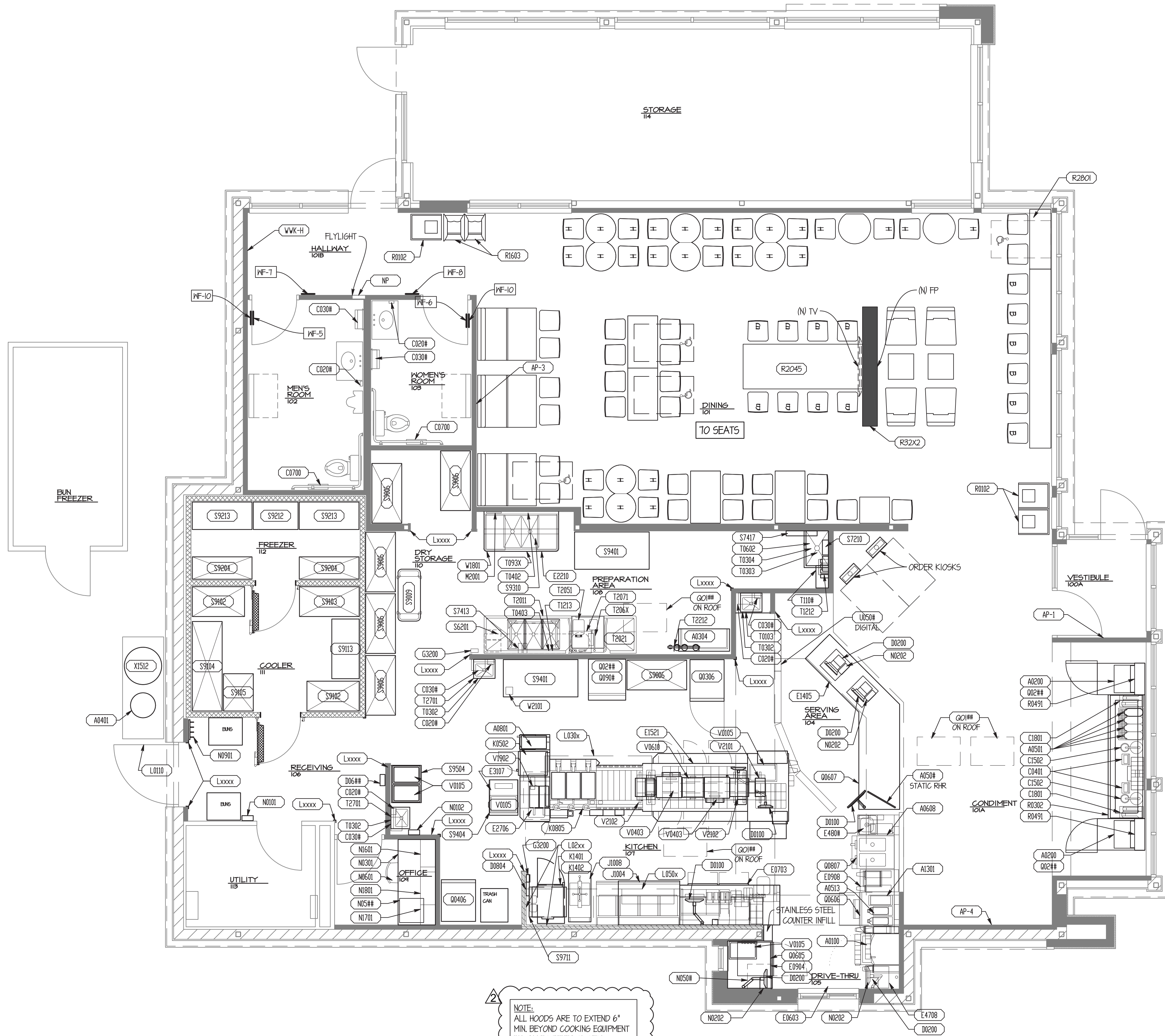
NOTICE: THIS DOCUMENT CONTAINS PROPRIETARY INFORMATION. IT SHALL NOT BE USED OR REPRODUCED OR ITS CONTENTS DISCLOSED, IN WHOLE OR IN PART WITHOUT THE PRIOR WRITTEN CONSENT OF WALLIN / GOMEZ ARCHITECTS, LTD.

THESE DRAWINGS HAVE BEEN PREPARED AT AND / OR UNDER MY SUPERVISION AND TO THE BEST OF MY KNOWLEDGE AND BELIEF CONFORM AND COMPLY WITH THE REQUIREMENTS OF THE DEPARTMENT OF BUILDING AND CODES HAVING JURISDICTION.

STATE OF NEW JERSEY
#1A101913800
REGISTERED ARCHITECT
DONALD J. WALLIN
EXPIRATION DATE: 7/31/2019

SHEET NAME
RESTROOM ELEVATIONS AND ENLARGED PLAN

SHEET NUMBER
A7.6



TRUE REF.
NORTH NORTH
EQUIPMENT PLAN
SCALE: 1/4" = 1'-0"

SITE NUMBER:	08186
BASE MODEL:	CONVERSION
ASSET TYPE:	FRANCHISE
CLASSIFICATION:	GUT/REBUILD
OWNER:	GC WEN MGMT
BASE VERSION:	2016 JAN
UPGRADE CLASSIFICATION:	STANDARD BASE
PROJECT YEAR:	2017
FURNITURE PACKAGE:	2017
DESIGN BULLETINS:	

Wallin • Gomez Architects, Ltd.
711 South Dearborn Street
Suite 606
Chicago, IL 60605
Tel: 312-427-4702
Fax: 312-427-6611
e-mail: admin@wgalld.com

Wendy's
STORE #08186
1600 RICHMOND AVENUE
POINT PLEASANT BEACH, NJ 08742

REV.	DATE	DESCRIPTION
06-12-17		ISSUED FOR PERMIT & BID
06-28-17		STRUCTURAL REVISIONS
08-03-17		PERMIT REVISIONS
08-17-17		ELECTRICAL REVISIONS

PROJECT DATE: 4/23/2018
PROJECT NUMBER: 17022
DRAWN BY: KP/CL
CHECKED BY: DJW

NOTICE: THIS DOCUMENT CONTAINS PROPRIETARY INFORMATION. IT SHALL NOT BE USED OR REPRODUCED OR ITS CONTENTS DISCLOSED, IN WHOLE OR IN PART WITHOUT THE PRIOR WRITTEN CONSENT OF WALLIN GOMEZ ARCHITECTS, LTD.

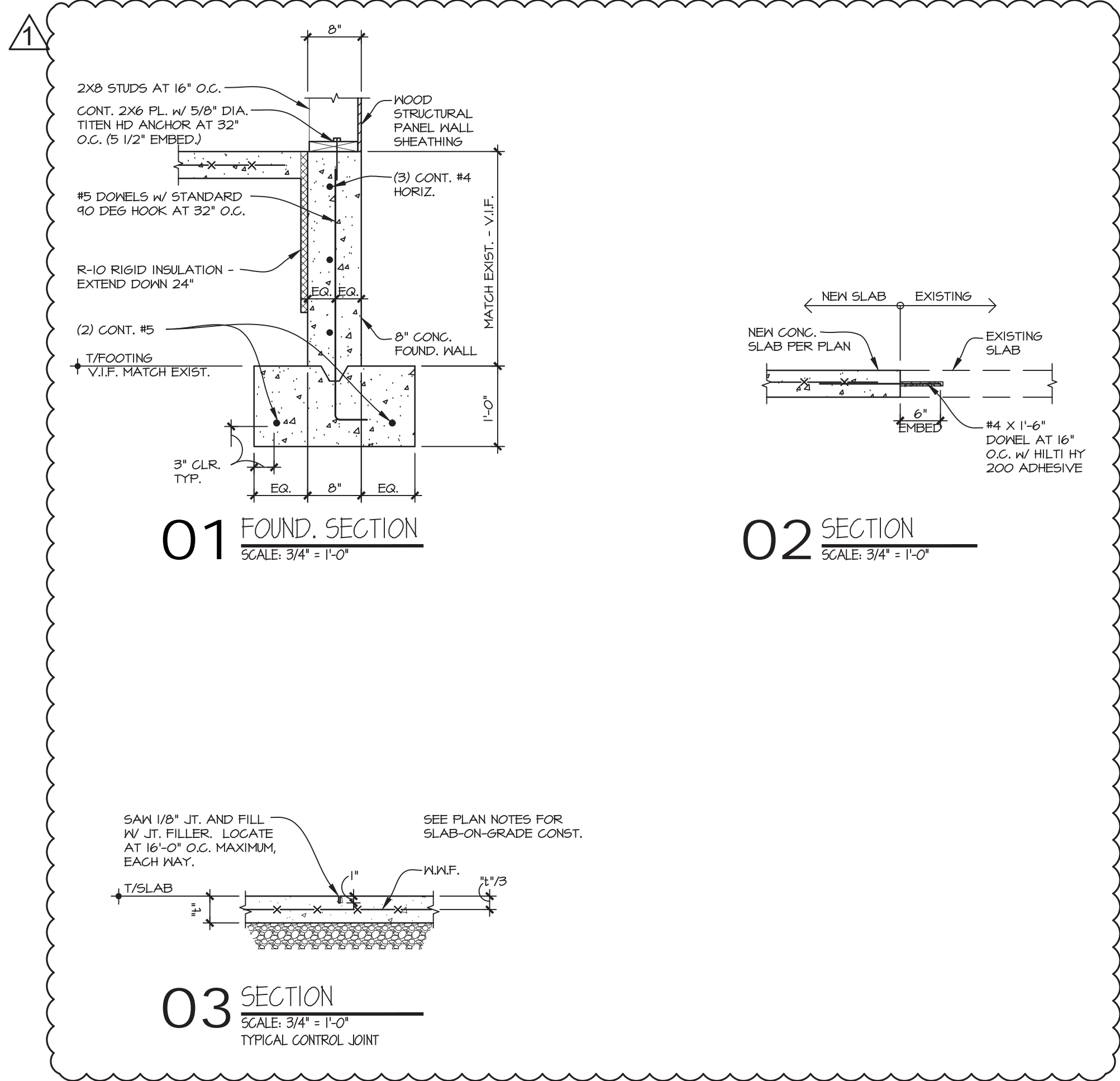
THESE DRAWINGS HAVE BEEN PREPARED AT AND / OR UNDER MY SUPERVISION AND TO THE BEST OF MY KNOWLEDGE AND BELIEF CONFORM AND COMPLY WITH THE REQUIREMENTS OF THE DEPARTMENT OF BUILDING AND CODES HAVING JURISDICTION.

STATE OF NEW JERSEY
#1A101913600
REGISTERED ARCHITECT
DONALD J. WALLIN
EXPIRATION DATE: 7/31/2019

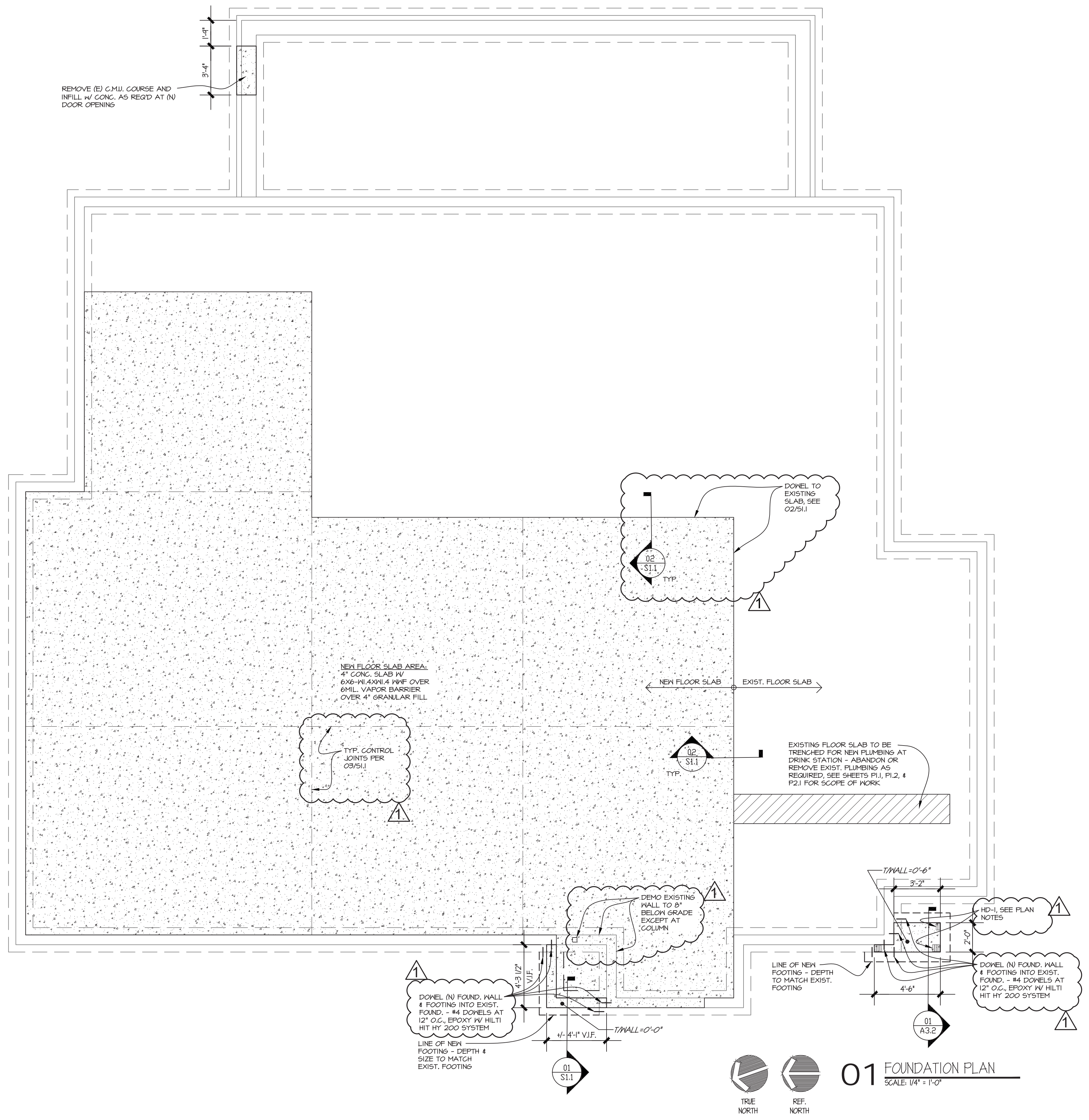
SHEET NAME
EQUIPMENT PLAN
SHEET NUMBER

EQ1.1

4/23/2018 3:15 PM P:\01\17022 EQ1.1 - Equipment Plan.dwg - Plot - Point Pleasant Beach, NJ - 1600 Richmond Avenue - Wendy's - 08186 - 1/4" = 1'-0" - Equipment Plan.dwg - Layout



- FOUNDATION PLAN NOTES
1. FIELD VERIFY ALL EXISTING DIMENSIONS, ELEVATIONS AND CONDITIONS WHICH AFFECT THE NEW WORK. EXISTING CONDITIONS SHOWN ARE BASED ON EXISTING DRAWINGS PROVIDED BY THE OWNER. EXISTING FOUNDATIONS SHOWN ON PLAN ARE NOT GUARANTEED AND MAY CONFLICT WITH THE NEW FOUNDATIONS REQUIRED. WHERE CONFLICTS BETWEEN THE NEW AND EXISTING FOUNDATIONS OCCUR, THE CONTRACTOR SHALL SUBMIT A FIELD SURVEY SHOWING ALL DISCREPANCIES WITH THE EXISTING AND NEW FOUNDATIONS. BASED ON THE REPORTED FIELD CONDITIONS, THE ARCHITECT WILL SUBMIT SUPPLEMENTAL INSTRUCTIONS FOR ALL FOUNDATIONS (NEW OR EXISTING) REQUIRING MODIFICATION.
 2. COORDINATE ALL DIMENSIONS WITH ARCHITECTURAL DRAWINGS. SEE ARCHITECTURAL DRAWINGS FOR DIMENSIONS NOT SHOWN.
 3. TOP OF EXIST. SLAB ELEVATION (T/EXIST. SLAB) = 0'-0" TYP. UNL.
 4. SEE SHEET S01 FOR STRUCTURAL NOTES.
 5. NEW FOUNDATIONS HAVE BEEN DESIGNED FOR AN ASSUMED BEARING PRESSURE OF 1500 PSF. VERIFY EXISTING SOIL BEARING CAPACITY PRIOR TO PLACING CONCRETE FOR FOOTINGS.
 6. NEW SLAB CONSTRUCTION: 4" THICK CONCRETE SLAB-ON-GRADE REINFORCED WITH 6x6-W/4W/4 W/IF. AT MID-DEPTH OF SLAB OVER COMPACTED AGGREGATE SUB-BASE PER THE GEOTECHNICAL REPORT. SEE ARCHITECTURAL DRAWINGS FOR MINOR DEPRESSIONS AND SLOPES TO DRAINS. MAINTAIN A MINIMUM 4" SLAB THICKNESS THROUGHOUT.
1. HD-1 DENTIES SIMPSON LIT. R. PROVIDE (2) STUDS AT HOLD-DOWN LOCATION



SITE NUMBER: 08186
 BASE MODEL: CONVERSION
 ASSET TYPE: FRANCHISE
 CLASSIFICATION: GUT/REBUILD
 OWNER: GC WEN MGMT
 BASE VERSION: 2016 JAN
 UPGRADE CLASSIFICATION:
 STANDARD BASE
 PROJECT YEAR: 2017
 FURNITURE PACKAGE: 2017
 DESIGN BULLETINS:

Wallin-Gomez Architects, Ltd.
 711 South Dearborn Street
 Suite 606
 Chicago, IL 60605
 Tel: 312-427-4702
 Fax: 312-427-6611
 e-mail: admin@wgalltd.com

Wendy's
 STORE #08186
 1600 RICHMOND AVENUE
 POINT PLEASANT BEACH, NJ 08742

REV.	DATE	DESCRIPTION
06-12-17		ISSUED FOR PERMIT & BID
06-28-17		STRUCTURAL REVISIONS
08-03-17		PERMIT REVISIONS
08-17-17		ELECTRICAL REVISIONS

PLOT DATE: 4/23/2018
 PROJECT NUMBER: 17022
 DRAWN BY: KFC/CL
 CHECKED BY: DJW

NOTICE: THIS DOCUMENT CONTAINS PROPRIETARY INFORMATION. IT SHALL NOT BE USED OR REPRODUCED OR ITS CONTENTS DISCLOSED, IN WHOLE OR IN PART WITHOUT THE PRIOR WRITTEN CONSENT OF WALLIN / GOMEZ ARCHITECTS, LTD.

THESE DRAWINGS HAVE BEEN PREPARED AT AND / OR UNDER MY SUPERVISION AND TO THE BEST OF MY KNOWLEDGE AND BELIEF CONFORM AND COMPLY WITH THE REQUIREMENTS OF THE DEPARTMENT OF BUILDING AND CODES HAVING JURISDICTION.

STATE OF NEW JERSEY
 #1A101913600
 REGISTERED ARCHITECT
 DONALD J. WALLIN
 EXPIRATION DATE: 7/31/2019

FOUNDATION PLAN & SECTIONS

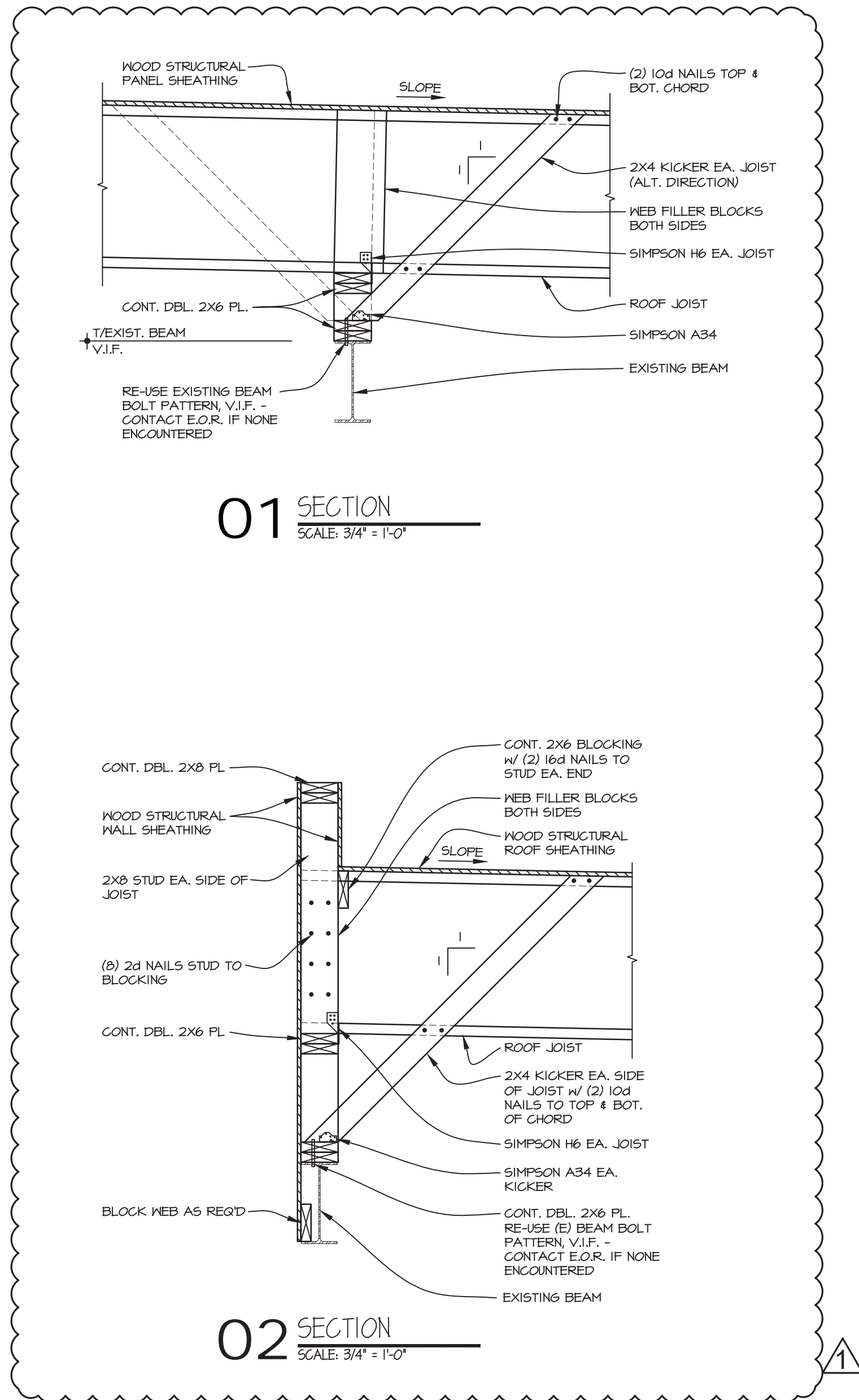
SHEET NUMBER
S1.1



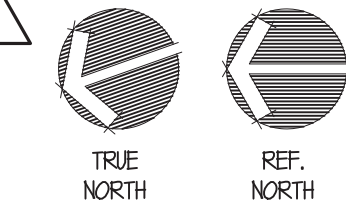
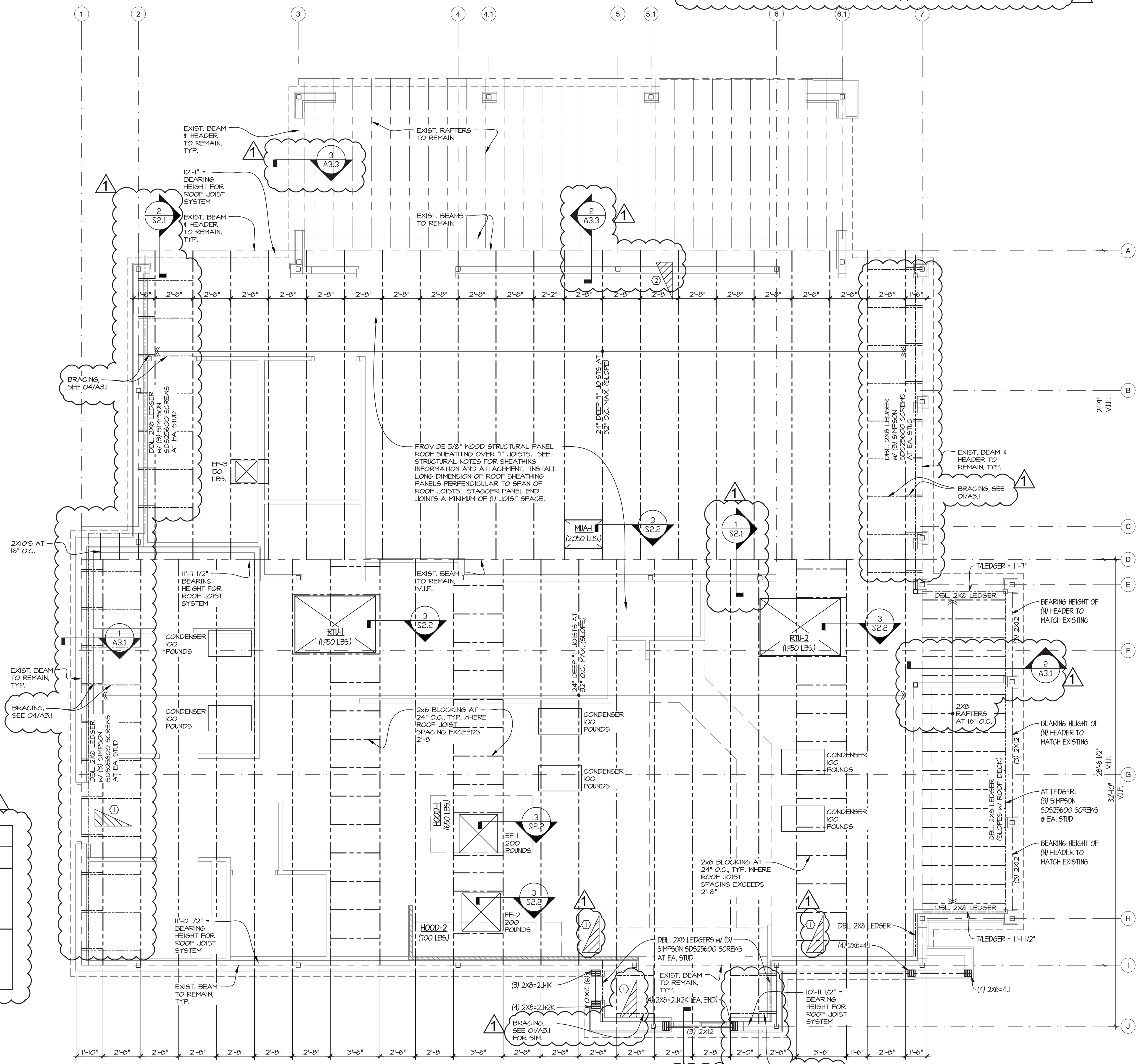
4/23/2018 8:50 PM P:\2017\17022 GC Wallin-Gomez Wendy's - 1600 Richmond Ave - Point Pleasant Beach, NJ\Drawings\02\0218\01.dwg as built.dwg, 300, 51, Foundation Plans.dwg, 1

ROOF FRAMING PLAN NOTES

1. FIELD VERIFY ALL EXISTING DIMENSIONS, ELEVATIONS AND CONDITIONS WHICH AFFECT THE NEW WORK. EXISTING CONDITIONS SHOWN ARE BASED ON EXISTING DRAWINGS PROVIDED BY THE OWNER. EXISTING FRAMING SHOWN ON PLAN IS NOT GUARANTEED AND MAY CONFLICT WITH THE NEW FRAMING REQUIRED. WHERE CONFLICTS BETWEEN THE NEW AND EXISTING FRAMING OCCUR, THE CONTRACTOR SHALL SUBMIT A FIELD SURVEY SHOWING ALL DISCREPANCIES WITH THE EXISTING AND NEW FRAMING. BASED ON THE REPORTED FIELD CONDITIONS, THE ARCHITECT WILL SUBMIT SUPPLEMENTAL INSTRUCTIONS FOR ALL FRAMING (NEW OR EXISTING) REQUIRING MODIFICATION.
2. COORDINATE ALL DIMENSIONS WITH ARCHITECTURAL DRAWINGS. SEE ARCHITECTURAL DRAWINGS FOR DIMENSIONS NOT SHOWN.
3. SEE SHEET S2.2 FOR STRUCTURAL NOTES.
4. (O) DENOTES MARK FOR SNOWDRIFT. SEE SNOWDRIFT SCHEDULE THIS SHEET.
5. ALL LEDGERS TO BE ATTACHED TO EA. STUD W/ (3) SIMPSON SDS25600 SCREWS U.N.O.



SNOW DRIFT SCHEDULE	
MARK	SNOW DRIFT
①	32.2 PSF 7'-9"
②	24 PSF 7'-0"



01 ROOF FRAMING PLAN
SCALE: 1/4" = 1'-0"

SITE NUMBER:	08186
BASE MODEL:	CONVERSION
ASSET TYPE:	FRANCHISE
CLASSIFICATION:	GUT/REBUILD
OWNER:	GC WEN MGMT
BASE VERSION:	2016 JAN
UPGRADE CLASSIFICATION:	STANDARD BASE
PROJECT YEAR:	2017
FURNITURE PACKAGE:	2017
DESIGN BULLETINS:	

Wallin • Gomez Architects, Ltd.
711 South Dearborn Street
Suite 606
Chicago, IL 60605
Tel: 312-427-4702
Fax: 312-427-6611
e-mail: admin@wgaltd.com

Wendy's
STORE #08186
1600 RICHMOND AVENUE
POINT PLEASANT BEACH, NJ 08742


REV.	DATE	DESCRIPTION
06-12-17		ISSUED FOR PERMIT & BID
06-28-17		STRUCTURAL REVISIONS
08-03-17		PERMIT REVISIONS
08-17-17		ELECTRICAL REVISIONS

PROJ. DATE: 4/23/2018
PROJECT NUMBER: 17022
DRAWN BY: KFI/CL
CHECKED BY: DJW

NOTICE: THIS DOCUMENT CONTAINS PROPRIETARY INFORMATION. IT SHALL NOT BE USED OR REPRODUCED OR ITS CONTENTS DISCLOSED, IN WHOLE OR IN PART, WITHOUT THE PRIOR WRITTEN CONSENT OF WALLIN / GOMEZ ARCHITECTS, LTD.

THESE DRAWINGS HAVE BEEN PREPARED AT AND / OR UNDER MY SUPERVISION AND TO THE BEST OF MY KNOWLEDGE AND BELIEF CONFORM AND COMPLY WITH THE REQUIREMENTS OF THE DEPARTMENT OF BUILDING AND CODES HAVING JURISDICTION.

STATE OF NEW JERSEY
#1A101913600
REGISTERED ARCHITECT
DONALD J. WALLIN
EXPIRATION DATE: 7/31/2019



ROOF FRAMING PLAN

SHEET NUMBER
S2.1

PLAN NOTES

- ① CONNECT TO EXIST. SANITARY LINE, LOCATION TO BE VERIFIED IN FIELD.
- ② PRECAST KITCHEN WASTE INTERCEPTOR, SEE DETAIL ON P2.1- FINAL LOCATION TO BE VERIFIED IN FIELD
- ③ IF REQUIRED BY LOCAL CODE PROVIDE PRECISION PLUMBING PRODUCT MODEL PR-500 TRAP PRIMER WITH MODEL DU-3 DISTRIBUTION UNIT. EXTEND MAKE UP WATER LINES FROM DISTRIBUTION UNIT TO ALL FD-1 FLOOR DRAINS. MAX. 4 DRAINS PER DISTRIBUTION UNIT (DU)
- ④ VENT RISER FROM UNDERFLOOR PIPING
- ⑤ VERIFY 10' CLEARANCE FROM VENT TO ANY AIR INTAKES
- ⑥ ALL WATER SUPPLY LINES, VENT STACK LINES, SANITARY LINES, AND OTHER EXPOSED PLUMBING LINES SHALL BE COMPLETELY SEALED AT ALL WALL PENETRATIONS, THEN COVERED WITH A CHROME ESCUTCHEON PLATE SEALED TO WALL WITH SILICONE SEALANT
- ⑦ MOP SINK AND HUB DRAIN PROVIDED WITH MOP SINK. SEE EQUIPMENT SCHEDULE FOR ADDITIONAL INFORMATION. COORDINATE WITH ARCHITECTURAL DRAWINGS AND VENDOR DRAWINGS FOR INSTALLATION.

LEGEND

- SAN — SANITARY WASTE LINE
- FCW-1 — FILTERED WATER LINE
- VTR. — VENT THRU ROOF
- GRE — GREASE WASTE LINE
- FCW-2 — FILTERED WATER LINE
- PIPING RISE
- CW — COLD WATER LINE
- FCW-3 — FILTERED WATER LINE
- PIPING DROP
- HW — HOT WATER LINE
- G — GAS LINE
- VALVE
- 110 — TEMPERED WATER LINE
- V — VENT LINE
- WH — WALL HYDRANT

PLUMBING FIXTURE SCHEDULE

SYMBOL	QUANTITY	GENERAL FIXTURE DESCRIPTION	SUPPLY PIPING							DRAINAGE PIPING							REMARKS			
			FCW-1	FCW-2	FCW-3	COLD WATER	HOT WATER	110 HOT WATER	GAS	DRAIN LINE SIZE	TRAP	FIXTURE DRAIN	DIRECT WASTE	INDIRECT WASTE	VENT	SANITARY WASTE		GREASE WASTE	MOUNTING HEIGHT - DRAIN	MOUNTING HEIGHT - SUPPLY
A-2	2	WATER CLOSET (HANDICAPPED)																		FL 2 3 5 6
B-1	2	LAVATORY																		2 2 3 5 6
C-1	1	URINAL																		2 2 3 5 6
A0100	1	BEVERAGE SYSTEM DRIVE-THRU																		4 14 15
A0200	2	BEVERAGE SYSTEM SELF-SERVE DINING ROOM																		4 14 15
A0304	1	BAG-IN-BOX RACK (CARBONATOR)																		4 15
A0608	1	COFFEE BREWER																		14 4 6 10 13
A0801	1	TEA BREWER																		4 10 13
T2212	1	FILTER SYSTEM																		96 4 12
T0103	1	TRAY WASH SINK																		FL 4
T0602	1	MOP SINK																		36 4 16
T0303	1	MOP SINK FAUCET																		54 4 16
T0304	1	MOP SINK FAUCET - CHEMICAL BLEND CENTER																		
E4001	1	DRIVE THRU HAND SINK ASSEMBLY																		12 14 4 6 16
T0302	4	HAND SINK - FAUCET																		14 4 6 16
T0402	1	PRE-RINSE FAUCET @ 2 COMP. SINK																		14 4 6 16
T093X	1	2 COMPARTMENT PREP SINK																		12 14 4 6 8 16 17
T2001	1	3-COMPARTMENT SINK																		10 4 6 8 16 17
T0402	1	PRE-RINSE FAUCET @ 2 COMP. SINK																		
T0403	1	PRE-RINSE FAUCET @ 3 COMP. SINK																		
T2701	2	HAND SINK																		12 4 6 16 17
Q02##	1	ICE MAKER (CUBER) - KITCHEN																		72 4 7 10 13
Q02##	2	ICE MAKER (CUBER) - DINING ROOM																		4 10 13
Q090#	1	ICE BIN - KITCHEN																		FL 4 7
K1401	1	COMBI STEAMER (FULL NGK ONLY)																		30 4 10 13

FLOOR SINKS

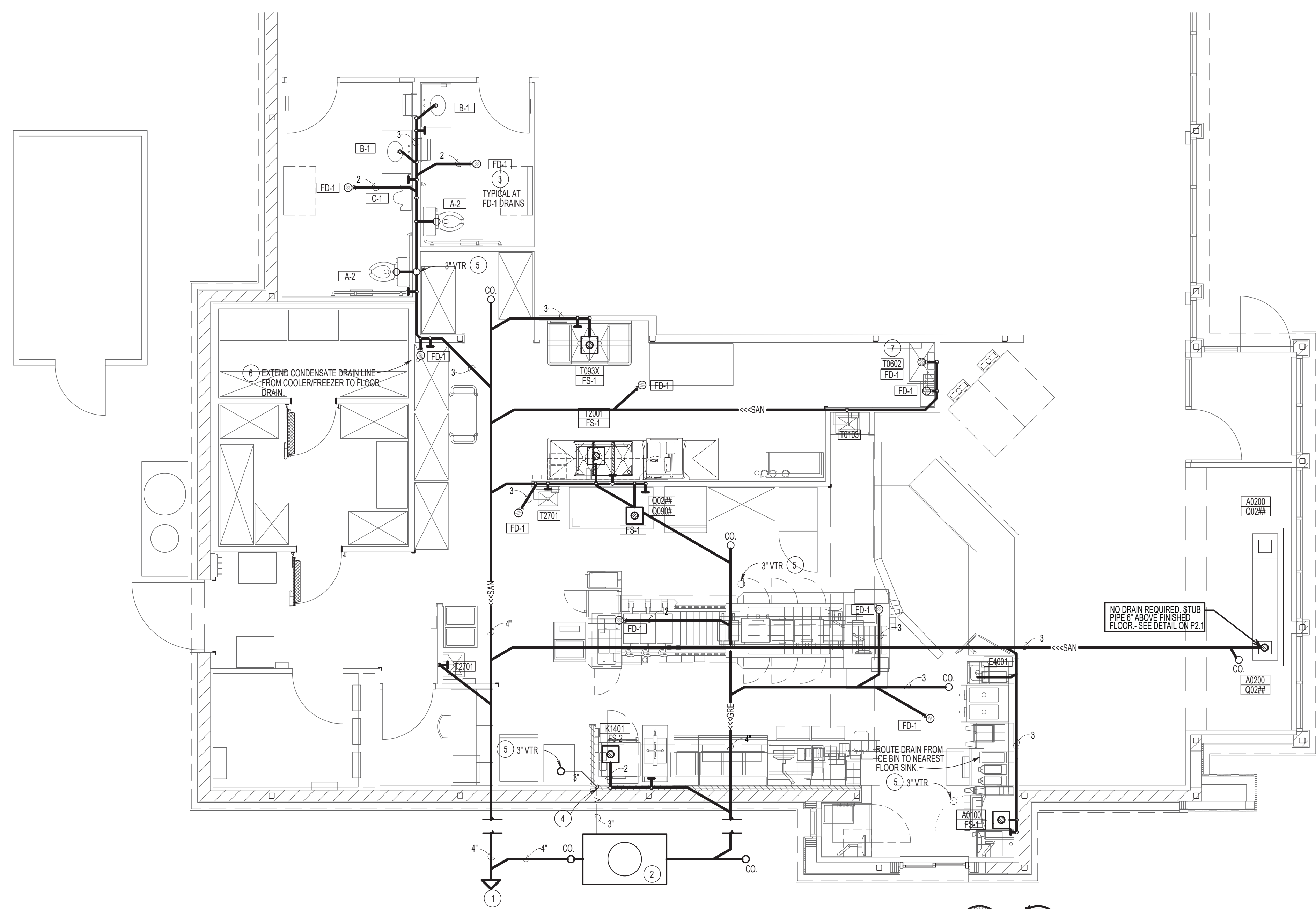
- FS-1 12" SQUARE TOP FLOOR SINK w/8" DEEP PVC BODY & 3" OUTLET "SIOUX CHIEF" 861-3PN-D
- FS-2 12" SQUARE TOP FLOOR SINK w/8" DEEP ACID RESISTANCE ENAMEL CAST IRON BODY AND 3" OUTLET - ZURN FD2375-NH4 w/ZN1900 GRATE OR EQUIVALENT NOTE: SET THIS FLOOR SINK LEVEL WITH FINISH FLOOR

FLOOR DRAINS

- FD-1 5 1/2" ROUND ADJUSTABLE NICKEL BRONZE STRAINER w/ CAST IRON BODY, 3" BOTTOM OUTLET - SIOUX CHIEF MODEL # 833-235DNR

SCHEDULE NOTES

- ① AS DIRECTED BY EQUIPMENT SUPPLIER
- ② AS DIRECTED BY PLUMBING CONTRACTOR
- ③ EQUIPMENT FURNISHED BY PLUMBING CONTRACTOR
- ④ EQUIPMENT FURNISHED BY OTHERS
- ⑤ SEE SHEET P2-1 FOR PLUMBING FIXTURE INFORMATION
- ⑥ PROVIDE VALVE AT EACH CONNECTION TO EQUIPMENT
- ⑦ PLUMBING CONTRACTOR TO PROVIDE INDIRECT DRAIN TO FLOOR DRAIN
- ⑧ VERIFY DIRECT OR INDIRECT WASTE CONNECTION PER LOCAL CODE REQUIREMENTS
- ⑨ SHUTOFF VALVE AND FLEX CONNECTOR LINES TO PRE-RINSE ARE PROVIDED WITH POWER SOAK SINK
- ⑩ PROVIDE WITH WATTS No. 009 BACKFLOW PREVENTER IF REQUIRED BY CODE
- ⑪ PROVIDE WITH WATTS No. 0009 BACKFLOW PREVENTER WHEN LOCAL JURISDICTION REQUIRES A HIGHER LEVEL OF PROTECTION THAN PROVIDED BY THE INTEGRAL ASSE 1022 DOUBLE CHECK VALVE
- ⑫ PLUMBING CONTRACTOR TO RUN WATER LINE TO FILTRATION SYSTEM WITH FINAL CONNECTIONS BY BEVERAGE INSTALLER
- ⑬ BEVERAGE INSTALLER TO RUN LINE TO POINT OF USE AND PLUMBING CONTRACTOR TO MAKE FINAL CONNECTION
- ⑭ BEVERAGE INSTALLER TO RUN LINE TO POINT OF USE AND MAKE FINAL CONNECTION
- ⑮ WATER SUPPLY LINE IS PART OF THE BEVERAGE BUNDLE
- ⑯ PLUMBING CONTRACTOR TO MAKE FINAL CONNECTIONS TO EQUIPMENT
- ⑰ IF DIRECT DRAINAGE IS REQUIRED, REFER TO WENDY'S SINK INSTALLATION DOCUMENT FOR DETAILS.



SITE NUMBER:	08186
BASE MODEL:	CONVERSION
ASSET TYPE:	FRANCHISE
CLASSIFICATION:	GUT/REBUILD
OWNER:	GC WEN MGMT
BASE VERSION:	2016 JAN
UPGRADE CLASSIFICATION:	STANDARD BASE
PROJECT YEAR:	2017
FURNITURE PACKAGE:	2017
DESIGN BULLETINS:	

Wallin • Gomez Architects, Ltd.
711 South Dearborn Street
Suite 606
Chicago, IL 60605
Tel: 312-427-4702
Fax: 312-427-6611
e-mail: admin@wgaltd.com

Wendy's
STORE #08186
1600 RICHMOND AVENUE
POINT PLEASANT BEACH, NJ 08742

REV.	DATE	DESCRIPTION
06-12-17		ISSUED FOR PERMIT & BID
06-28-17		STRUCTURAL REVISIONS
08-03-17		PERMIT REVISIONS
08-17-17		ELECTRICAL REVISIONS

PLT DATE: 4/23/2018
PROJECT NUMBER: 17022
DRAWN BY: KP/CL
CHECKED BY: DJW

NOTICE: THIS DOCUMENT CONTAINS PROPRIETARY INFORMATION. IT SHALL NOT BE USED OR REPRODUCED OR ITS CONTENTS DISCLOSED, IN WHOLE OR IN PART WITHOUT THE PRIOR WRITTEN CONSENT OF WALLIN / GOMEZ ARCHITECTS, LTD.

THESE DRAWINGS HAVE BEEN PREPARED AT AND / OR UNDER MY SUPERVISION AND TO THE BEST OF MY KNOWLEDGE AND BELIEF CONFORM AND COMPLY WITH THE REQUIREMENTS OF THE DEPARTMENT OF BUILDING AND CODES HAVING JURISDICTION.

STATE OF NEW JERSEY
#1A101913600
REGISTERED ARCHITECT
DONALD J. WALLIN
EXPIRATION DATE: 7/31/2019

PLUMBING PLAN-SANITARY

SHEET NUMBER
P1.1

PLUMBING DEMOLITION NOTES

REMOVE ALL EXISTING PLUMBING FIXTURES, EQUIPMENT, PIPING, HANGERS, SUPPORTS AND ACCESSORIES MADE OBSOLETE BY NEW WORK. PATCH, SEAL, INSULATE AND REPAIR ALL ROOF, WALL AND FLOOR SURFACES AFFECTED BY WORK.

PLAN NOTES

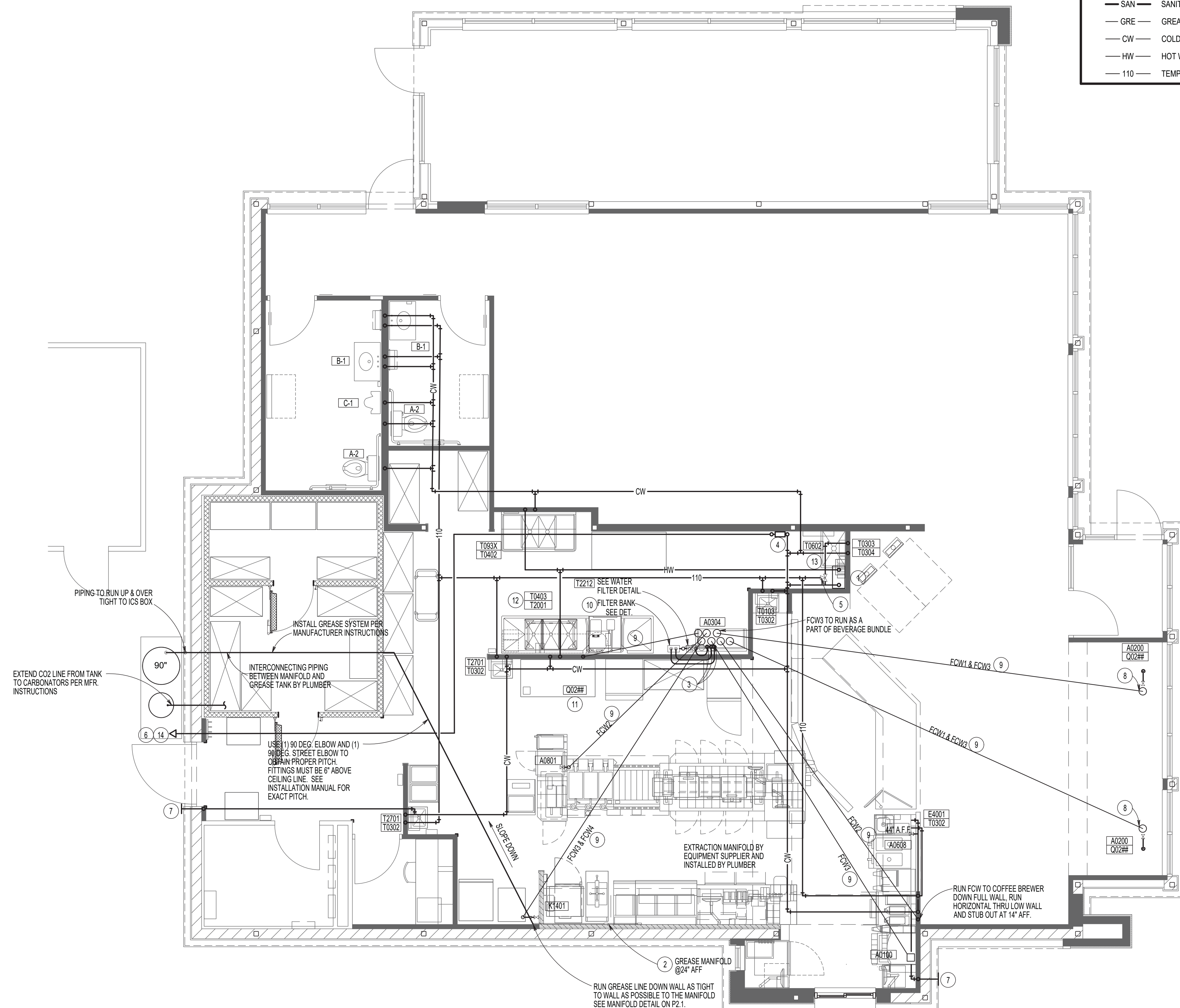
- 1 WATER HEATER
> TANKLESS HIGH EFFICIENCY GAS WATER HEATER - 199,900 BTU INPUT
PROVIDE RHEEM WATER HEATER MODEL NUMBER RTGH95DVN WITH CONCENTRIC VENT KIT

DISCHARGE T&P RELIEF VALVE AND CONDENSATE DRAIN TO MOP SINK, PROVIDE VALVE AND UNION ON INLET AND OUTLET
- 2 DIRECT PUMP SHORTENING MANIFOLD, SEE DETAIL ON SHEET P2-1 FOR FURTHER INFORMATION
- 3 (3) FILTERED WATER LINES BY VENDOR FROM FILTER SYSTEM TO FILTERED WATER CONDUIT.
- 4 1 1/2" WATER METER AT FLOOR WITH RPZ BACKFLOW PREVENTER, PIPE DISCHARGE TO FLOOR DRAIN, REFER TO INDIRECT DRAINAGE DETAIL ON P2-1 - RELOCATE (E) SERVICE WITHIN BUILDING
- 5 LEONARD 210°F THERMOSTAT MIXING VALVE (SET FOR 110°F DELIVERY TO SINKS) BEHIND 12"x12" PRIMED METAL PANEL WITH CYLINDER LOCK AND 2 KEYS
- 6 EXISTING WATER LINE TO MAIN, FIELD VERIFY EXACT LOCATION WITH LOCAL WATER COMPANY
- 7 FREEZE-PROOF WALL HYDRANT-WOODFORD MODEL 65 OR EQUAL, MOUNT 18" ABOVE FINISHED GRADE

- 8 BEVERAGE BUNDLE WHICH INCLUDES SYRUP AND FILTERED WATER LINES TO RUN OVERHEAD ABOVE CEILING, EXTEND UP FROM CARBONATORS AND THRU 6" ESCUTCHEON PLATE IN CEILING, EXTEND OVERHEAD TO DRINK UNITS THEN DOWN THRU CEILING AND THROUGH CHASE BEHIND BEVERAGE UNIT
- 9 FLEX FILTERED WATER LINES ABOVE CEILING
- 10 WATER FILTRATION SYSTEM
- 11 COPPER WATER LINE FROM CEILING SPACE DOWN THRU WALL TO SHUT OFF VALVE BY PLUMBING CONTRACTOR FOR CONNECTION TO FLEX FILTERED WATER LINE BY BEVERAGE INSTALLER
- 12 PLUMBER TO ASSEMBLE AND INSTALL PRERINSE SPRAY ASSEMBLY & CHEMICAL BLEND STATION (ITEMS PROVIDED BY KITCHEN EQUIPMENT SUPPLIER)
- 13 MOP SINK AREA HAS 2 FAUCETS MOUNTED DIRECTLY ABOVE EACH OTHER AT 36" AND 54" A.F.F. SEE 6/A7.4 AND EQUIPMENT SCHEDULE FOR ADDITIONAL INFORMATION. COORDINATE WITH ARCHITECTURAL DRAWINGS AND VENDOR DRAWINGS FOR INSTALLATION
- 14 ALL WATER SUPPLY LINES, VENT STACK LINES, SANITARY LINES, AND OTHER EXPOSED PLUMBING LINES SHALL BE COMPLETELY SEALED AT ALL WALL PENETRATIONS, THEN COVERED WITH A CHROME ESCUTCHEON PLATE SEALED TO WALL WITH SILICONE SEALANT

LEGEND

— SAN —	SANITARY WASTE LINE	— FCW-1 —	FILTERED WATER LINE	VTR.	VENT THRU ROOF
— GRE —	GREASE WASTE LINE	— FCW-2 —	FILTERED WATER LINE	— PIPING RISE	
— CW —	COLD WATER LINE	— FCW-3 —	FILTERED WATER LINE	— PIPING DROP	
— HW —	HOT WATER LINE	— G —	GAS LINE	— VALVE	
— 110 —	TEMPERED WATER LINE	— V —	VENT LINE	— WH	WALL HYDRANT



SITE NUMBER:	08186
BASE MODEL:	CONVERSION
ASSET TYPE:	FRANCHISE
CLASSIFICATION:	GUT/REBUILD
OWNER:	GC WEN MGMT
BASE VERSION:	2016 JAN
UPGRADE CLASSIFICATION:	STANDARD BASE
PROJECT YEAR:	2017
FURNITURE PACKAGE:	2017
DESIGN BULLETINS:	

Wallin • Gomez Architects, Ltd.

711 South Dearborn Street
Suite 606
Chicago, IL 60605
Tel: 312-427-4702
Fax: 312-427-6611
e-mail: admin@wgalld.com



STORE #08186
1600 RICHMOND AVENUE
POINT PLEASANT BEACH, NJ 08742


REV.	DATE	DESCRIPTION
06-12-17		ISSUED FOR PERMIT & BID
06-28-17		STRUCTURAL REVISIONS
08-03-17		PERMIT REVISIONS
08-17-17		ELECTRICAL REVISIONS

PROJECT DATE: 4/23/2018
PROJECT NUMBER: 17022
DRAWN BY: KPI/CL
CHECKED BY: DJW

NOTICE: THIS DOCUMENT CONTAINS PROPRIETARY INFORMATION. IT SHALL NOT BE USED OR REPRODUCED OR ITS CONTENTS DISCLOSED, IN WHOLE OR IN PART WITHOUT THE PRIOR WRITTEN CONSENT OF WALLIN / GOMEZ ARCHITECTS, LTD.

THESE DRAWINGS HAVE BEEN PREPARED AT AND / OR UNDER MY SUPERVISION AND TO THE BEST OF MY KNOWLEDGE AND BELIEF CONFORM AND COMPLY WITH THE REQUIREMENTS OF THE DEPARTMENT OF BUILDING AND CODES HAVING JURISDICTION.

STATE OF NEW JERSEY
#1A01913600
REGISTERED ARCHITECT
DONALD J. WALLIN
EXPIRATION DATE: 7/31/2019



SHEET NAME
PLUMBING PLAN-SUPPLY

SHEET NUMBER
P1.2

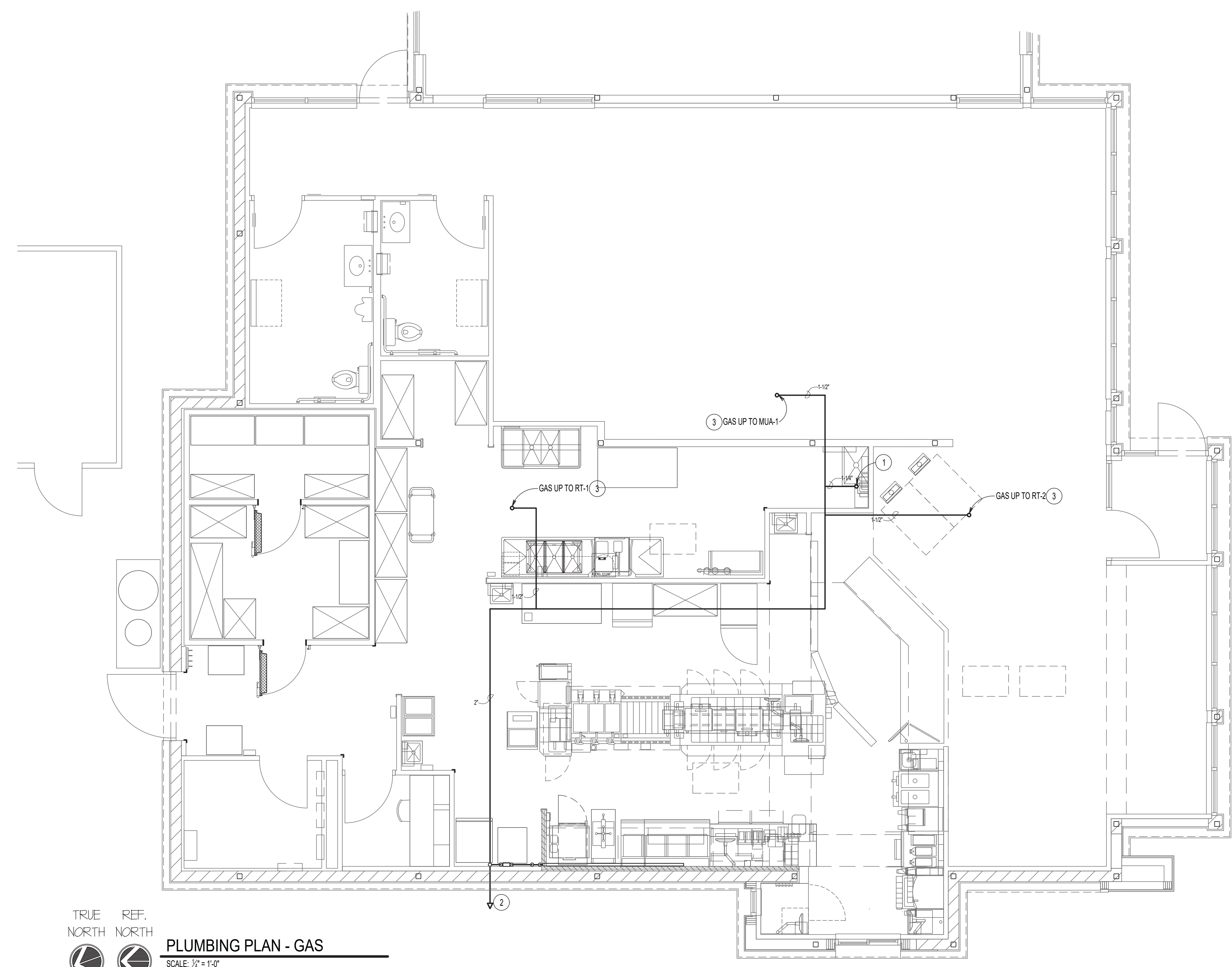
GAS REQUIREMENTS FOR HVAC, WATER HEATER

RT-1	250 MBH
RT-2	250 MBH
MUA-1	250 MBH
TANKLESS WATER TANK	199 MBH
FRYERS	400 MBH
PRESSURE FRYER	80 MBH
FUTURE GAS LOAD	1429 MBH

- PLAN NOTES**
- TANKLESS HIGH EFFICIENCY GAS WATER HEATER - 199,900 BTU INPUT. PROVIDE RHEEM WATER HEATER MODEL NUMBER RTGH950VN WITH CONCENTRIC VENT KIT DISCHARGE T&P RELIEF VALVE AND CONDENSATE DRAIN TO MOP SINK. PROVIDE VALVE AND UNION ON INLET AND OUTLET.
 - EXISTING GAS SERVICE AND METER.
 - EXTEND GAS LINE TO MECHANICAL EQUIPMENT. COORDINATE EXACT LOCATION WITH MECHANICAL CONTRACTOR PRIOR TO INSTALLATION. PROVIDE (MIN. 6") DIRT LEG AND GAS COCK AT EQUIPMENT.

LEGEND

— SAN —	SANITARY WASTE LINE	— FCW-1 —	FILTERED WATER LINE	VTR	VENT THRU ROOF
— GRE —	GREASE WASTE LINE	— FCW-2 —	FILTERED WATER LINE	— PIPING RISE —	PIPING RISE
— CW —	COLD WATER LINE	— FCW-3 —	FILTERED WATER LINE	— PIPING DROP —	PIPING DROP
— HW —	HOT WATER LINE	— G —	GAS LINE	— VALVE —	VALVE
— 110 —	TEMPERED WATER LINE	— V —	VENT LINE	— WH —	WALL HYDRANT



TRUE NORTH REF. NORTH
PLUMBING PLAN - GAS
 SCALE: 1/4" = 1'-0"

PROJECT INFORMATION

SITE NUMBER:	08186
BASE MODEL:	CONVERSION
ASSET TYPE:	FRANCHISE
CLASSIFICATION:	GUT/REBUILD
OWNER:	GC WEN MGMT
BASE VERSION:	2016 JAN
UPGRADE CLASSIFICATION:	STANDARD BASE
PROJECT YEAR:	2017
FURNITURE PACKAGE:	2017
DESIGN BULLETINS:	

Wallin • Gomez Architects, Ltd.
 711 South Dearborn Street
 Suite 606
 Chicago, IL 60605
 Tel: 312-427-4702
 Fax: 312-427-6611
 e-mail: admin@wgald.com

Wendy's
 STORE #08186
 1600 RICHMOND AVENUE
 POINT PLEASANT BEACH, NJ 08742

REVISIONS


REV	DATE	DESCRIPTION
06-12-17		ISSUED FOR PERMIT & BID
06-28-17		STRUCTURAL REVISIONS
08-03-17		PERMIT REVISIONS
08-17-17		ELECTRICAL REVISIONS

PROJECT DATE: 4/23/2018
 PROJECT NUMBER: 17022
 DRAWN BY: KF/CL
 CHECKED BY: DJW

NOTICE: THIS DOCUMENT CONTAINS PROPRIETARY INFORMATION. IT SHALL NOT BE USED OR REPRODUCED OR ITS CONTENTS DISCLOSED, IN WHOLE OR IN PART WITHOUT THE PRIOR WRITTEN CONSENT OF WALLIN / GOMEZ ARCHITECTS, LTD.

THESE DRAWINGS HAVE BEEN PREPARED AT AND / OR UNDER MY SUPERVISION AND TO THE BEST OF MY KNOWLEDGE AND BELIEF CONFORM AND COMPLY WITH THE REQUIREMENTS OF THE DEPARTMENT OF BUILDING AND CODES HAVING JURISDICTION.

STATE OF NEW JERSEY
 #1A101913600
 REGISTERED ARCHITECT
DONALD J. WALLIN
 EXPIRATION DATE: 7/31/2019



SHEET NAME
PLUMBING PLAN - GAS

SHEET NUMBER
P1.3

4/22/2018 2:25 PM P:\0117\17022 - g_wen\mgt\plumb\08186\08186_pl_01.plt - 01 - Plumbing Plan - Gas - 1/4" = 1'-0"

WATER CLOSETS (WC-2)
 KOHLER HIGHLINE K-3493 & K-3493-RA (FOR RIGHT HAND LEVER)
 VITREOUS CHINA ELONGATED BOWL 17" HIGH
 NO. K-100101 "INTELLI-FLUSH" BATTERY OPERATED CHROME FINISH HANDS-FREE SYSTEM (1.6 GAL/FLUSH)

LAVATORY (LAV-1)
 AMERICAN STANDARD 0495.221 VITREOUS CHINA UNDERCOUNTER SINK WITH FRONT OVERFLOW AND SUPPLIED MOUNTING KIT. INSTALL PER MANUFACTURER AND ADA REQUIREMENTS. DRAIN AND WATER SUPPLY TO BE INSULATED WITH TRUEBRO LAVGUARD INSULATION OR EQUAL.

CORIAN VANITY TOP, OVERALL SIZE 31"x20" PORCELAIN BOWL (WHITE) INCLUDED, OVERALL SIZE 31"x19". MOUNT PER ADA REQUIREMENTS. REFER TO ARCH PLANS FOR DETAILS.

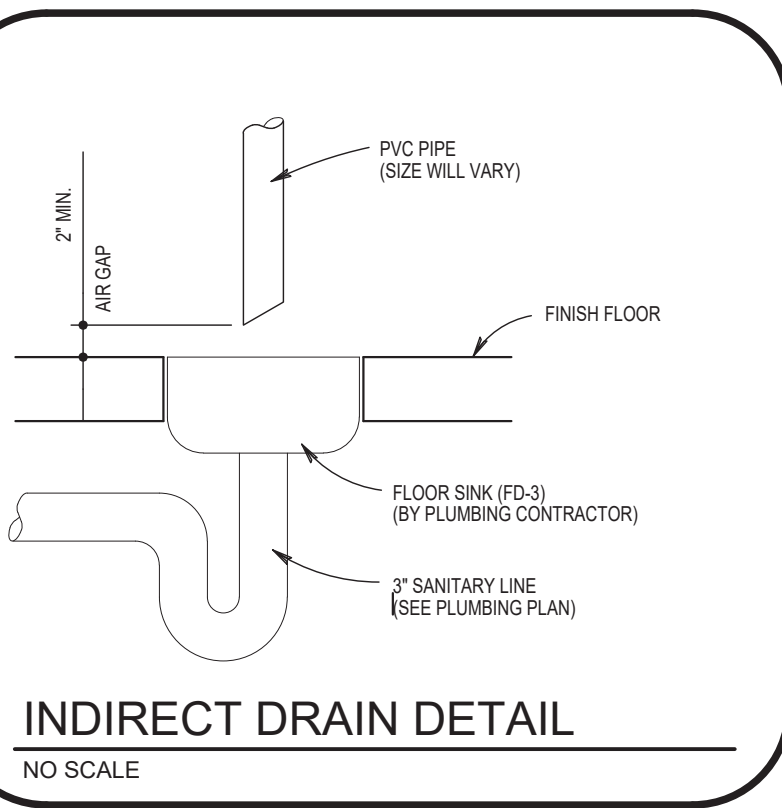
NO. 8872 MCGUIRE ADJUSTABLE CAST BRASS "P" TRAP WITH TUBING DRAIN TO WALL 1-1/4" INLET AND OUTLET, CLEANOUT PLUG ESCUTCHEON.

NO. 6059.205 AMERICAN STANDARD "INNSBROOK" HARDWARE ELECTRONIC AUTOMATIC FAUCET OR
 NO. 8301 MOEN ELECTRONIC FAUCET
 NO. 167 MCGUIRE FLEXIBLE TUBE RISER, WHEEL HANDLE STOP, ESCUTCHEON, PROVIDE WITH WALL HANGERS.

URINAL (UR-1)
 NO. 6501.010 AMERICAN STANDARD "WASHBROOK" VITREOUS CHINA, WASHOUT, 3/4" (INCH) TOP SPUDWALL HUNG
 NO. 186-HW SLOAN "ROYAL" HARDWIRED POWERED FLUSHMETER (0.25 GAL/FLUSH)

MOP SINK
 SEE SHEET A5.1.

PLUMBING FIXTURE INFORMATION
 NO SCALE



EQUIPMENT SCHEDULE

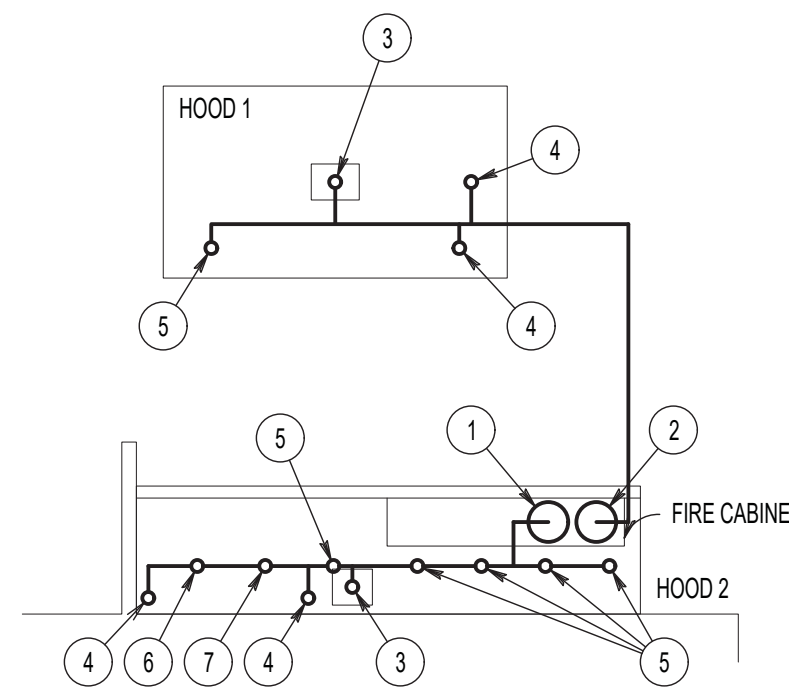
ITEM	QUANTITY	PART No.	DESCRIPTION
1	1		TANK (4.6 GALLON)
2	1		TANK (3.0 GALLON)
3	2		20 NOZZLE
4	6		1H NOZZLE
5	6		2H NOZZLE
6	6		1L NOZZLE
7	6		2L NOZZLE
2			FIRE EXTINGUISHERS-5 LB., RATED 3A:40BC BY BADGER OR AMEREX. SEMI-REC. CABINETS: LARSEN ARCHITECTURAL 2409-SR OR JIL INDUSTRIES AMBASSADOR 016F10. CABINETS HAVE STEEL TUBS, TRIM AND DOORS. DOOR STYLE SHALL BE FULL CLEAR ACRYLIC. OPTION: ALUMINUM CABINETS IN HIGH HUMIDITY OR CORROSION PRONE AREAS.
1			SPECIAL KITCHEN K CLASS EXTINGUISHER- 6 LITER RATED 2A:K BY BADGER OR AMEREX

GENERAL NOTES

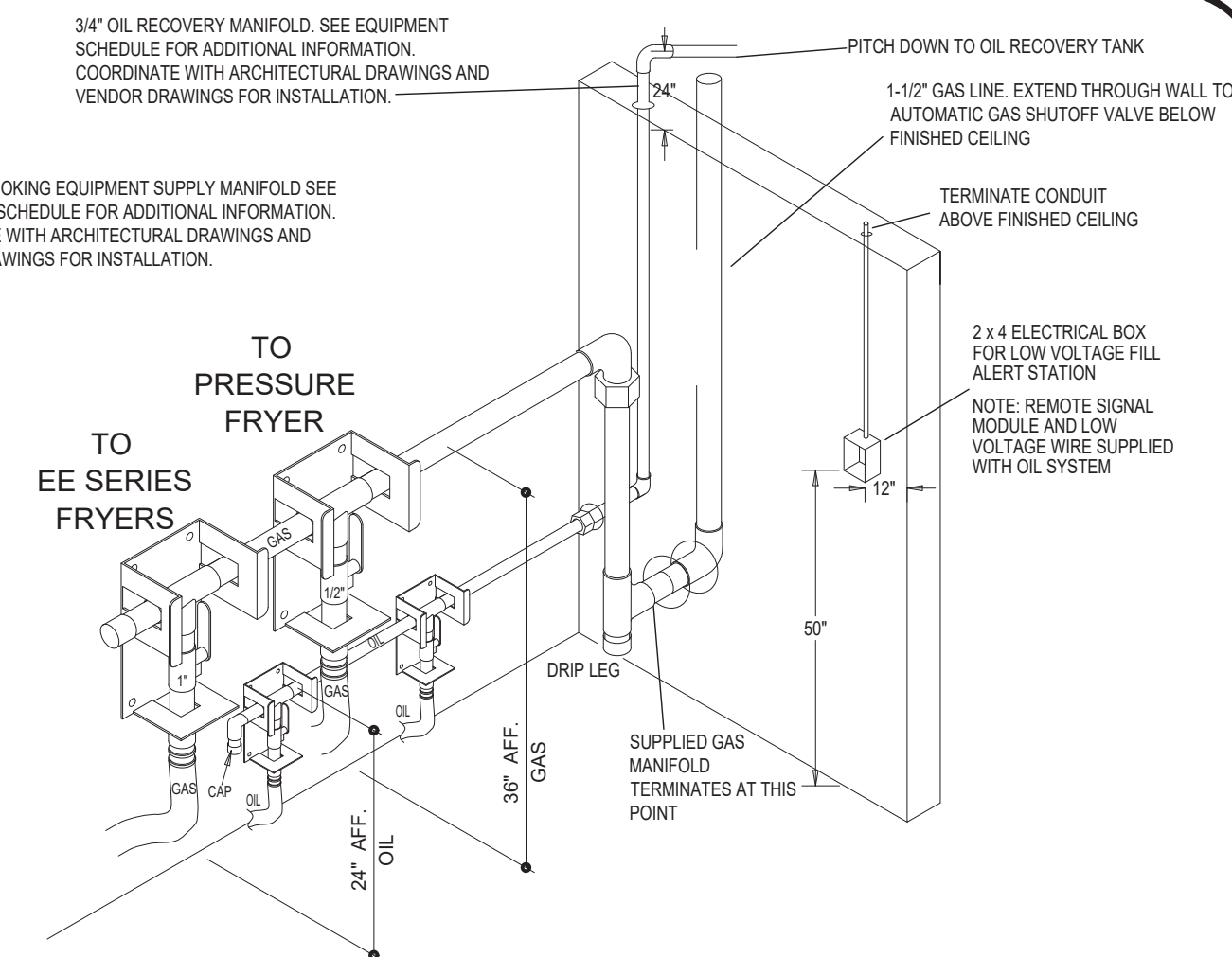
- THIS INSTALLATION SHALL CONFORM TO REQUIREMENTS SET FORTH IN THE FIRE PROTECTION SYSTEM INSTALLATION AND MAINTENANCE MANUAL.
- REMOTE PULL STATION LOCATED AT POINT OF EGRESS, FIELD VERIFY LOCATION.
- ALL PIPING TO BE 3/4" BLACK IRON, EXPOSED PIPING TO BE CHROME SLEEVED WITH STAINLESS STEEL FITTINGS.
- MECHANICAL GAS VALVE FURNISHED TO PLUMBER BY HOOD SYSTEM SUPPLIER.
- MECHANICAL GAS VALVE INSTALLED BY PLUMBER AND HOOD SYSTEM INSTALLER ACTIVATES FINAL CONNECTION.

NOTE: USE 500 DEG. FUSE LINKS OVER GAS FRYERS IN BACKSHELF HOOD

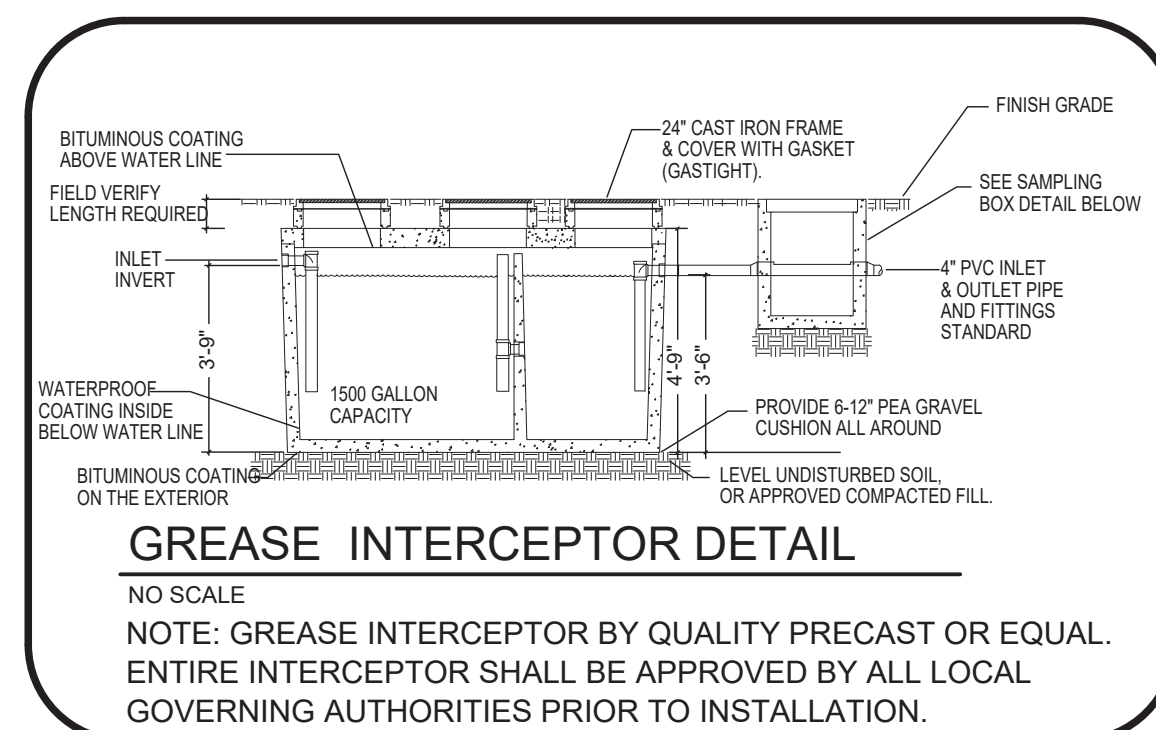
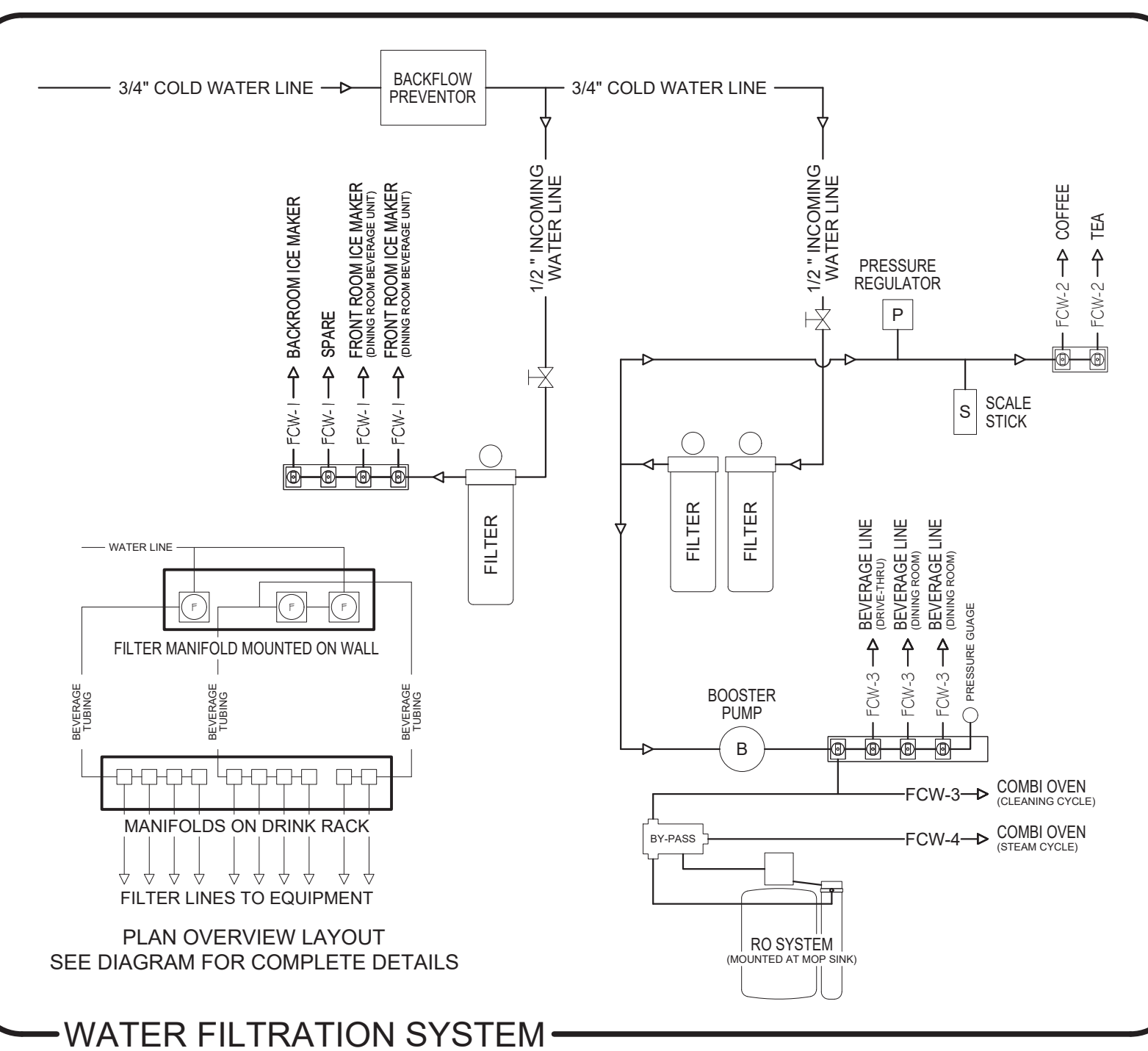
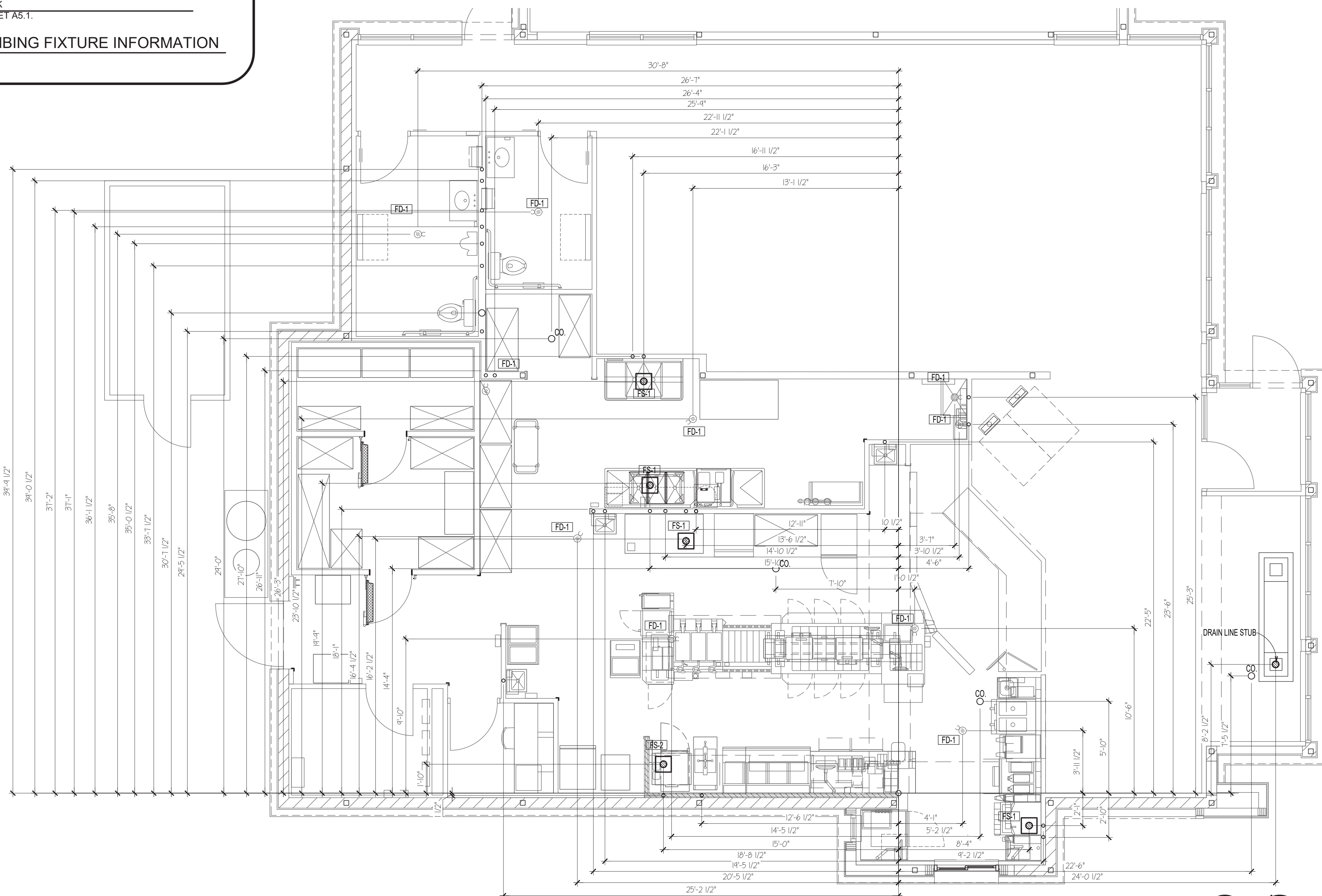
NOTE: USE 360 DEG. FUSE LINKS OVER RANGE OVEN.



FIRE SUPPRESSION SYSTEM



GAS DISTRIBUTION MANIFOLD ONLY NEEDED WHEN USING GAS EQUIPMENT
 OIL RECOVERY MANIFOLD REQUIRED FOR ALL RESTAURANTS



SITE NUMBER: 08186
 BASE MODEL: CONVERSION
 ASSET TYPE: FRENCHISE
 CLASSIFICATION: GUT/REBUILD
 OWNER: GC WEN MGMT
 BASE VERSION: 2016 JAN
 UPGRADE CLASSIFICATION: STANDARD BASE
 PROJECT YEAR: 2017
 FURNITURE PACKAGE: 2017
 DESIGN BULLETINS:

Wallin • Gomez Architects, Ltd.
 711 South Dearborn Street
 Suite 606
 Chicago, IL 60605
 Tel: 312-427-4702
 Fax: 312-427-6611
 e-mail: admin@wgaltd.com

Wendy's
 STORE #08186
 1600 RICHMOND AVENUE
 POINT PLEASANT BEACH, NJ 08742


REV.	DATE	DESCRIPTION
06-12-17		ISSUED FOR PERMIT & BID
06-28-17		STRUCTURAL REVISIONS
08-03-17		PERMIT REVISIONS
08-17-17		ELECTRICAL REVISIONS

PLD DATE: 4/23/2018
 PROJECT NUMBER: 17022
 DRAWN BY: KP/CL
 CHECKED BY: DJW

NOTICE: THIS DOCUMENT CONTAINS PROPRIETARY INFORMATION. IT SHALL NOT BE USED OR REPRODUCED OR ITS CONTENTS DISCLOSED, IN WHOLE OR IN PART WITHOUT THE PRIOR WRITTEN CONSENT OF WALLIN / GOMEZ ARCHITECTS, LTD.

THESE DRAWINGS HAVE BEEN PREPARED AT AND / OR UNDER MY SUPERVISION AND TO THE BEST OF MY KNOWLEDGE AND BELIEF CONFORM AND COMPLY WITH THE REQUIREMENTS OF THE DEPARTMENT OF BUILDING AND CODES HAVING JURISDICTION.

STATE OF NEW JERSEY
 #1A101913600
 REGISTERED ARCHITECT
 DONALD J. WALLIN
 EXPIRATION DATE: 7/31/2019



SHEET NAME
PLUMBING ROUGH-IN PLAN

SHEET NUMBER

P2.1

FAN SCHEDULE

MARK	C.F.M.	S.P.	HP	VOLT	ACCESSORIES				JENCO MODEL NUMBER	LOREN-COOK MODEL NUMBER	NOTES
					BOD	BS	DISC	DURIE			
EF-1	2500	1"	1	208/3/60					TXD-1550-W-VFD	165VH17D-VFD	(1) (2)
EF-2	1350	1 1/2"	1	208/3/60					TXD-1550-W-VFD	165VH17D-VFD	(1) (2)
EF-3	300	3/8"	1/12	115/1/60					RED810-S	100C13DH	(1)

- (1) FANS WILL BE SUPPLIED AS PART OF THE EXHAUST HOOD PACKAGE
- (2) U.L. APPROVED GREASE RATING

AIR BALANCE SCHEDULE

AIR BALANCE REPORT REQUIRED. SEE SPECS.

MARK	SUPPLY AIR	RETURN AIR OCCUPIED / UNOCCUPIED	OUTSIDE AIR	MAKE-UP AIR OCCUPIED / UNOCCUPIED	EXHAUST AIR	RESULTING PRESSURE
RT-1	4000	1300 / 4000	+1250 / +0	+1450 / +0		+1250
RT-2	4000	2700 / 4000	+0 / +0	+1300 / +0		+0
MUA-1			+3150 / +0			+3150
EF-1					-2500	-2500
EF-2					-1350	-1350
EF-3					-300	-300
TOTALS			+4400		-4150	+250

EXHAUST HOOD SCHEDULE

MARK	SIZE	SUPPLY OPENING	EXHAUST OPENING	ROOF OPENING	DUCT AT CURB
HOOD-1	48"x86"	10"x24"	30"x30"	16"x15"	
HOOD-2	32"x126"	6"x18"	30"x30"	10"x11"	

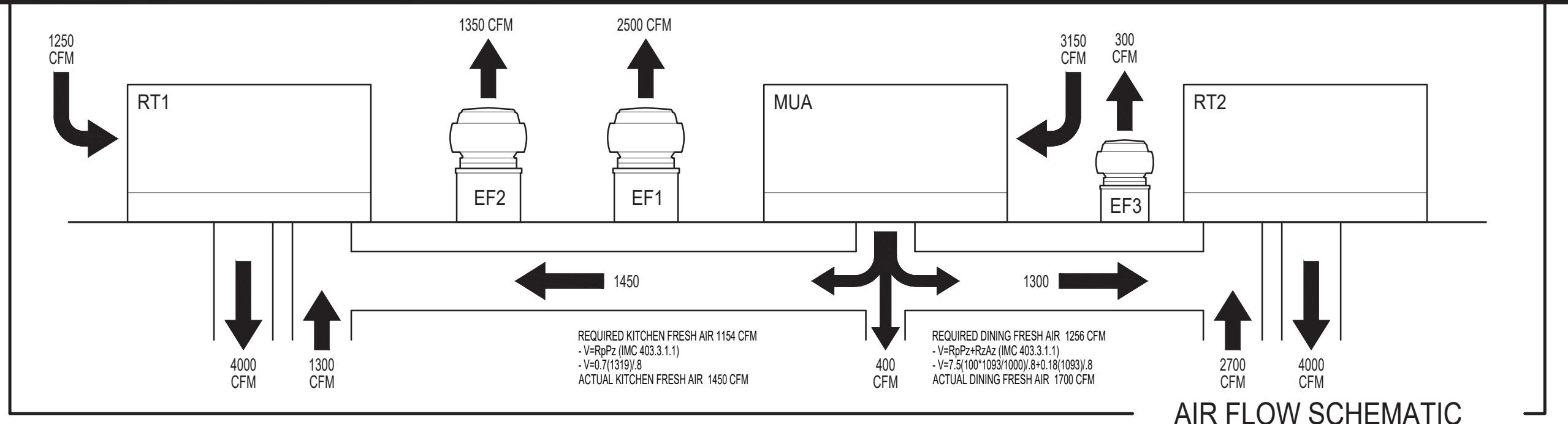
(1) ALL DUCTWORK SHALL BE FABRICATED ACCORDING TO NFPA 96 & LOCAL CODES.
 (2) FINAL BALANCING OF THE SYSTEM SHALL BE PERFORMED AS OUTLINED IN INSTRUCTION SHEET FURNISHED BY HOOD SUPPLIER BY CERTIFIED TEST & BALANCE CO.
 (3) EXHAUST HOOD DUCT IS A 16 GA. BLACK STEEL W/CONTS. WELDED SEAMS, PAINTED TO OWNER'S SPECS.
 (4) EXHAUST AIR OPENINGS TO BE CUT IN FACTORY. ALL HOODS TO BE U.L. TO CERTIFIED AND LABELED AS SUCH.
 (5) HOOD DIMENSIONS INCLUDE 3" STANDOFF @ WALL

HVAC EQUIPMENT SCHEDULE

H.V.A.C. SYSTEM DESIGN: OUTSIDE AIR TEMPERATURE: 93°F SUMMER, 0°F WINTER

UNIT	MODEL NO.	TONS	S/A HP	CFM	SP	VOLT	HEATING INPUT	HEATING OUTPUT	TOTAL COOLING	MAX FLOW @ 288V.	O.F.A. C.F.M.	NOTES
RT-1	RN-011-8-0-CA02-2F2	10	2	4000	.75	208/3/60	195 MBH	156 MBH	134 MBH	60	1250	(1) (2)
RT-2	RN-011-8-0-CA02-2F2	10	2	4000	.75	208/3/60	195 MBH	156 MBH	134 MBH	60	0	(2)
MUA-1	RN-011-8-0-CA02-3G9	10	2	3150	.5	208/3/60	292 MBH	234 MBH	139 MBH	60	3150	(1) (3)
RT-1	LGH-120H4-BS1Y	10	3	4000	.75	208/3/60	235 MBH	188 MBH	124 MBH	60	1250	(1) (2)
RT-2	LGH-120H4-BS1Y	10	3	4000	.75	208/3/60	235 MBH	188 MBH	124 MBH	60	0	(2)
MUA-1	AAON UNIT SHOWN ABOVE SUPPLIED BY LENNOX AS PART OF HVAC PACKAGE											(1) (3)
RT-1	YSC120E3RHA	10	3	4000	.75	208/3/60	250 MBH	203 MBH	118 MBH	60	1250	(1) (2)
RT-2	YSC120E3RHA	10	3	4000	.75	208/3/60	250 MBH	203 MBH	118 MBH	60	0	(2)
MUA-1	RRU151E3NAA	12.5	3	3150	.5	208/3/60	250 MBH	200 MBH	148 MBH	80	3150	(1) (3)

- NOTES:
- (1) MOTORIZED OUTSIDE AIR DAMPERS INTERLOCKED WITH EXHAUST FANS IN FAN CONTROL PANEL.
 - (2) ELECTRICAL DISCONNECT SWITCH, SMOKE DETECTOR, AND CONVENIENCE OUTLET PROVIDED BY ROOFTOP MANUFACTURER.
 - (3) SMOKE DETECTOR SHALL BE PROVIDED BY ELECTRICAL CONTRACTOR. ELECTRICAL DISCONNECT COMES WITH THE UNIT.
- * SELECT ONE MANUFACTURER FROM ABOVE TO PROVIDE RT-1, RT-2, MUA-1, ROOF CURB PACKAGE, AND AIR DEVICE PACKAGE.



AIR DEVICE SCHEDULE

MARK	QUANTITY	NECK SIZE	TYPE	MOUNTING		DUTY	METAL AIRE MODEL No.	EGER MODEL No.	NOTES
				DIFFUSER REGISTER GRILL	C.F.M.				
A	10"				300/350/400	4W	5700-6PAL	EAS10W-SP	(1) (2)
B	8"				150/190	4W	5700-6PAL	EAS30W-SP	(1) (2)
C	22"x22"				300/350	DUMP	7000R-6	EAS10W-SP w/ EAGERW DEFLECT.	SEE GENERAL NOTE #14
D	22"x20"					LOUVERED	7000R-6	EFARW-SP	(1) (2)
E	8"				150		7000-1R	EARD08W-SP	(1) (2)
F	8"				105	4W	7000-1	EAS30W-SP	(1) (2)
G	(2) 8"x12" INLETS				800	w/ PATTERN CONTROLLER		TITUS ML-39.8 1B 5.26	(1) (2) (4) (5) 1" SLOTS
H	6"				65	4W		5700A-1 AL	(1) (2)

NOTE: EQUAL DEVICES BY CARNES SERIES 4300-4, ANEMOSTAT SERIES PREO OR HVAC EQUIPMENT SUPPLIER ARE ACCEPTABLE. NO OTHER SUBSTITUTIONS PERMITTED ON CORPORATE OWNED STORES. ACCEPTABLE AIR DIVERSERS SHALL BE EGERS PVC EADIVW OR EADIV-CW (FOR CORNERS).

ATTENTION ALL BIDDERS

REFER TO WENDY'S APPROVED SUPPLIER LIST ON SHEET S-5 TO OBTAIN NATIONAL ACCOUNT PHONE NUMBERS AND CONTACTS

HVAC EQUIPMENT & MATERIAL PACKAGE

FOR QUOTATION ON THE FOLLOWING EQUIPMENT CONTACT WENDY'S ACCOUNT COORDINATOR.
 AAON NATIONAL ACCOUNTS PHONE: 1-877-435-4655
 LENNOX NATIONAL ACCOUNTS PHONE: 1-800-367-6265
 TRANE NATIONAL ACCOUNTS PHONE: 1-800-872-6330

EQUIPMENT PACKAGE:
 RT-1, RT-2 AND MUA-1 AS PER SCHEDULE THIS SHEET. IF DESIGN CONDITIONS DIFFER FROM THOSE LISTED, CONTACT SUPPLIER (LISTED ABOVE) FOR APPROPRIATE EQUIPMENT.

ROOF CURB PACKAGE:
 INCLUDES CURBS FOR RT-1, RT-2, MUA-1, EF-1, EF-2, EF-3 AND 2 SETS OF ROOF RAILS. ALL CURBS ARE INSULATED AND COMPLY W/ NFPA 96 REQUIREMENTS FOR HEIGHT. CURBS PROVIDED FOR EF-1 AND EF-2 MUST BE HINGED AND CHAINED

AIR DEVICE PACKAGE:
 TO INCLUDE A THRU-F AND ALL SQUARE TO ROUND TRANSITIONS. ALL DIFFUSERS TO BE ALUMINUM FACE.

EQUIPMENT AND MATERIAL PACKAGES ARE IN STOCK AND SHOULD BE ORDERED IMMEDIATELY UPON RECEIPT OF HVAC CONTRACT TO AVOID CONSTRUCTION DELAY.

- ### GENERAL NOTES
- HVAC SYSTEM DESIGNED TO MEET OUTSIDE TEMP OF 93 DEGREES F SUMMER AND 0 DEGREES F WINTER. CONTACT HVAC EQUIPMENT SUPPLIER FOR REQUIREMENTS AT OTHER TEMPERATURE CONDITIONS.
 - PROVIDE 1 YEAR WARRANTY ON WORKMANSHIP AND ON EQUIPMENT BY MECHANICAL CONTRACTOR. 1 YEAR PARTS, 5 YEAR COMPRESSOR AND 10 YEAR HEAT EXCHANGER WARRANTIES ON THE ROOFTOP UNITS BY MANUFACTURER.
 - INSULATED FLEXIBLE DUCT MAY BE USED IN MAXIMUM LENGTHS OF 7'0" PER BRANCH RUN. THE BALANCE OF THE RUN SHALL BE HARD PIPE W/ 1" INSULATED SLEEVE. FLEXIBLE DUCT SHALL BE OWENS CORNING INL25 OR EQUAL.
 - SPIN-IN FITTING W/ DAMPER SHALL BE FLEXAIRE RF OR METALARE M8SD. TYPICAL OF ALL BRANCH DUCT RUNS.
 - ALL DUCTWORK TO BE RUN ABOVE THE SUSPENDED CEILING.
 - HVAC CONTRACTOR TO RECEIVE AND SET ROOF MOUNTED CONDENSING UNITS AND PROVIDE MOUNTING RAILS. REFER TO STRUCTURAL PLAN (SHEET S2.1) FOR LOCATIONS OF ROOF MOUNTED EQUIPMENT, CURB, AND RAIL DETAILS.
 - DUCTWORK SHOWN IS FINISHED O.D. DIMENSION AND TO BE INSULATED W/ 1/2" DUCT WRAP (R-8 MIN), INCLUDING DIFFUSERS.
 - RETURN DROPS FROM RT-1 AND RT-2 TO BE LINED, PINNED AND GLUED W/ 1" INSULATION PER INDUSTRY STANDARDS.
 - COMPLETED INSTALLATIONS SHALL CONFORM TO ALL APPLICABLE LOCAL, STATE, AND FEDERAL CODES AND ORDINANCES, INCLUDING, BUT NOT LIMITED TO THE LATEST EDITIONS OF THE FOLLOWING: STATE BUILDING CODE, NFPA-96A, NFPA-96B AND NFPA-101.
 - SUPPLY AND RETURN AIR DUCTS AND DIFFUSERS ARE TO BE INSULATED.
 - RUN 188 THERMOSTAT WIRE FROM FAN CONTROL PANEL TO ROOFTOP UNITS FOR THERMOSTATS AND 18/2 FOR OUTSIDE AIR DAMPER CONTROLLERS.
 - HVAC CONTRACTOR TO TEST CHECK AND BALANCE ALL ROOFTOP UNITS, EXHAUST HOODS, EXHAUST FANS AND DIFFUSERS TO SPECIFIED CFMS, AND SUBMIT A WRITTEN REPORT TO THE OWNER.
 - "C" DIFFUSERS TO HAVE 22"x22" BOX FIELD FABRICATED w/ 12" COLLAR INSTALLED IN SIDE OF BOX. TO BE FIELD MEASURED FOR 12" HEIGHT.
 - THERMOSTATS ARE PROVIDED BY ELECTRICIAN IN FAN CONTROL PANEL (SEE SHEET #14). HVAC CONTRACTOR TO MOUNT REMOTE SENSORS AND RUN CONTROL WIRES FOR STATS AND SENSORS OUTSIDE OF THE FAN CONTROL PANEL.
 - ALL CURBS TO BE ONE PIECE WELDED AND INSULATED 18ga. STEEL, 1/2" 31b. RIGID INSULATION GLUED TO INSIDE OF CURB. ALL CURBS TO HAVE 1/2" WOOD NAILER ATTACHED TO TOP OF CURB.
 - ALL 90 DEGREE BENDS IN SUPPLY AIR DUCTS TO HAVE TURNING VANES. THE DISMANTLING OF ANY DUCT WILL BE REQUIRED TO VERIFY VANS.
 - ALL DUCT WORK IS TO BE INSTALLED PER SMACNA SPECIFICATIONS.
 - PIEZO ALERTS FOR SMOKE DETECTORS INSTALLED BY HVAC CONTRACTOR. MOUNTING LOCATION SHOWN ON ELECTRICAL PLAN.
 - HVAC CONTRACTOR TO SUPPLY AND INSTALL WIRE FOR THERMOSTAT AND SMOKE DETECTOR CIRCUITS.
 - HVAC CONTRACTOR TO CONNECT MUA-1 LOW VOLTAGE CONTROL TERMINALS TO CONTROL PANEL TERMINALS
 - CONNECT ALL DUCTS TO FANS AND OTHER AIR DISTRIBUTION EQUIPMENT USING MECHANICAL FASTENERS WITH SEALS, MASTIC OR GASKETS.

EXHAUST HOOD PACKAGE

(SEE A6.2 FOR APPROVED SUPPLIERS)

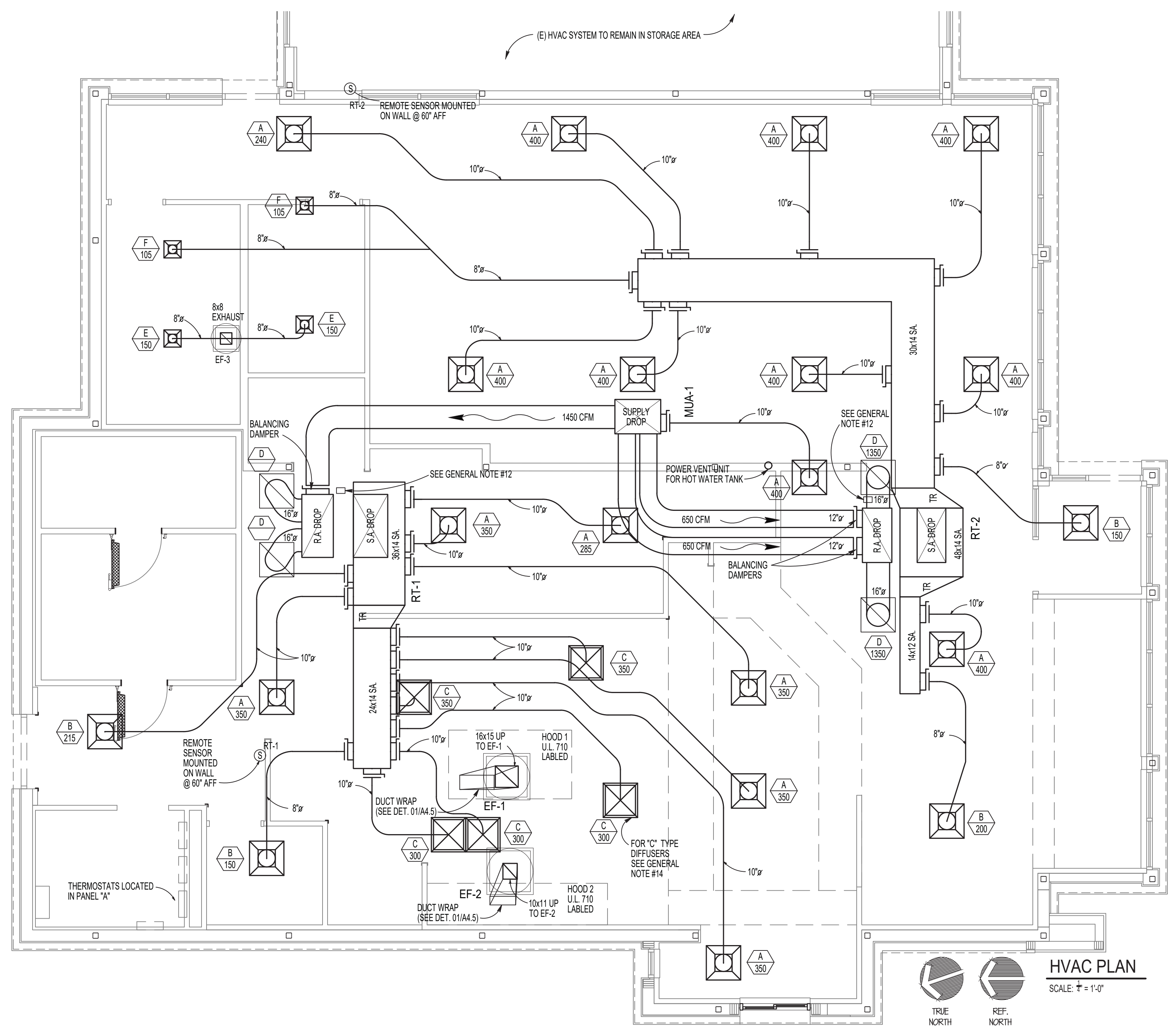
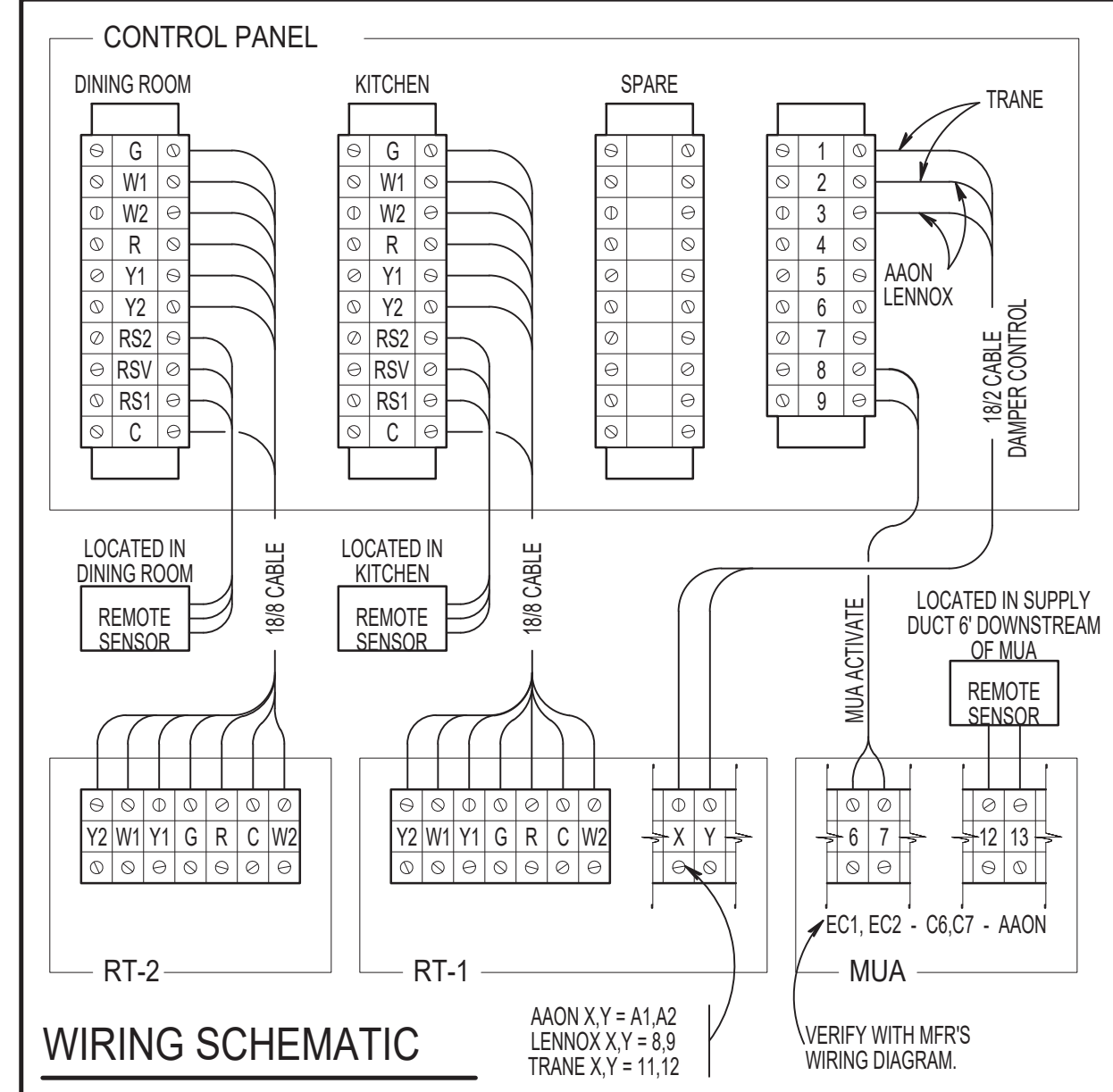
HOOD & FAN PACKAGE SUPPLIED BY WENDY'S ON ALL COMPANY OWNED STORES.

VERIFY WITH OWNER'S REPRESENTATIVE WHO IS TO SUPPLY HOOD & FAN PACKAGE ON FRANCHISE STORES.

INCLUDES KITCHEN HOODS AND EXHAUST FANS EF-1 THRU EF-3.

CURBS FOR EXHAUST FANS ARE SUPPLIED WITH HVAC MATERIALS PACKAGE.

COORDINATE THE DELIVERY OF THIS PACKAGE WITH THE WENDY'S JOB SUPERVISOR. INSTALLATION BY HVAC CONTRACTOR.



SITE NUMBER: 08186
 BASE MODEL: CONVERSION
 ASSET TYPE: FRANCHISE
 CLASSIFICATION: GUT/REBUILD
 OWNER: GC WEN MGMT
 BASE VERSION: 2016 JAN
 UPGRADE CLASSIFICATION: STANDARD BASE
 PROJECT YEAR: 2017
 FURNITURE PACKAGE: 2017
 DESIGN BULLETINS:

Wallin • Gomez Architects, Ltd.
 711 South Dearborn Street
 Suite 606
 Chicago, IL 60605
 Tel: 312-427-4702
 Fax: 312-427-6611
 e-mail: admin@wgaltd.com

Wendy's
 STORE #08186
 1600 RICHMOND AVENUE
 POINT PLEASANT BEACH, NJ 08742

REV	DATE	DESCRIPTION
06-12-17		ISSUED FOR PERMIT & BID
06-28-17		STRUCTURAL REVISIONS
08-03-17		PERMIT REVISIONS
08-17-17		ELECTRICAL REVISIONS

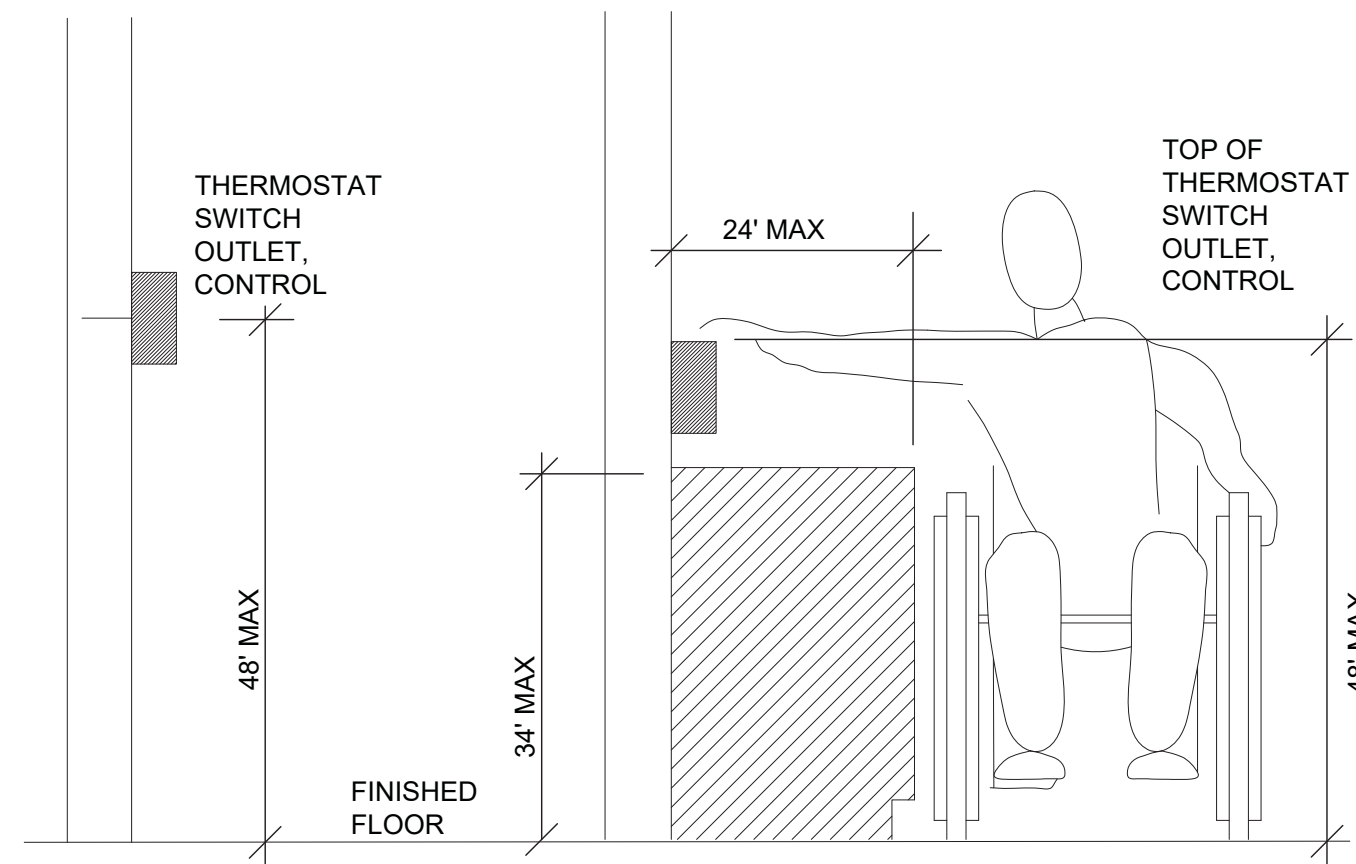
PILOT DATE: 4/23/2018
 PROJECT NUMBER: 17022
 DRAWN BY: KFI/CL
 CHECKED BY: DJW

NOTICE: THIS DOCUMENT CONTAINS PROPRIETARY INFORMATION. IT SHALL NOT BE USED OR REPRODUCED OR ITS CONTENTS DISCLOSED, IN WHOLE OR IN PART WITHOUT THE PRIOR WRITTEN CONSENT OF WALLIN / GOMEZ ARCHITECTS, LTD.

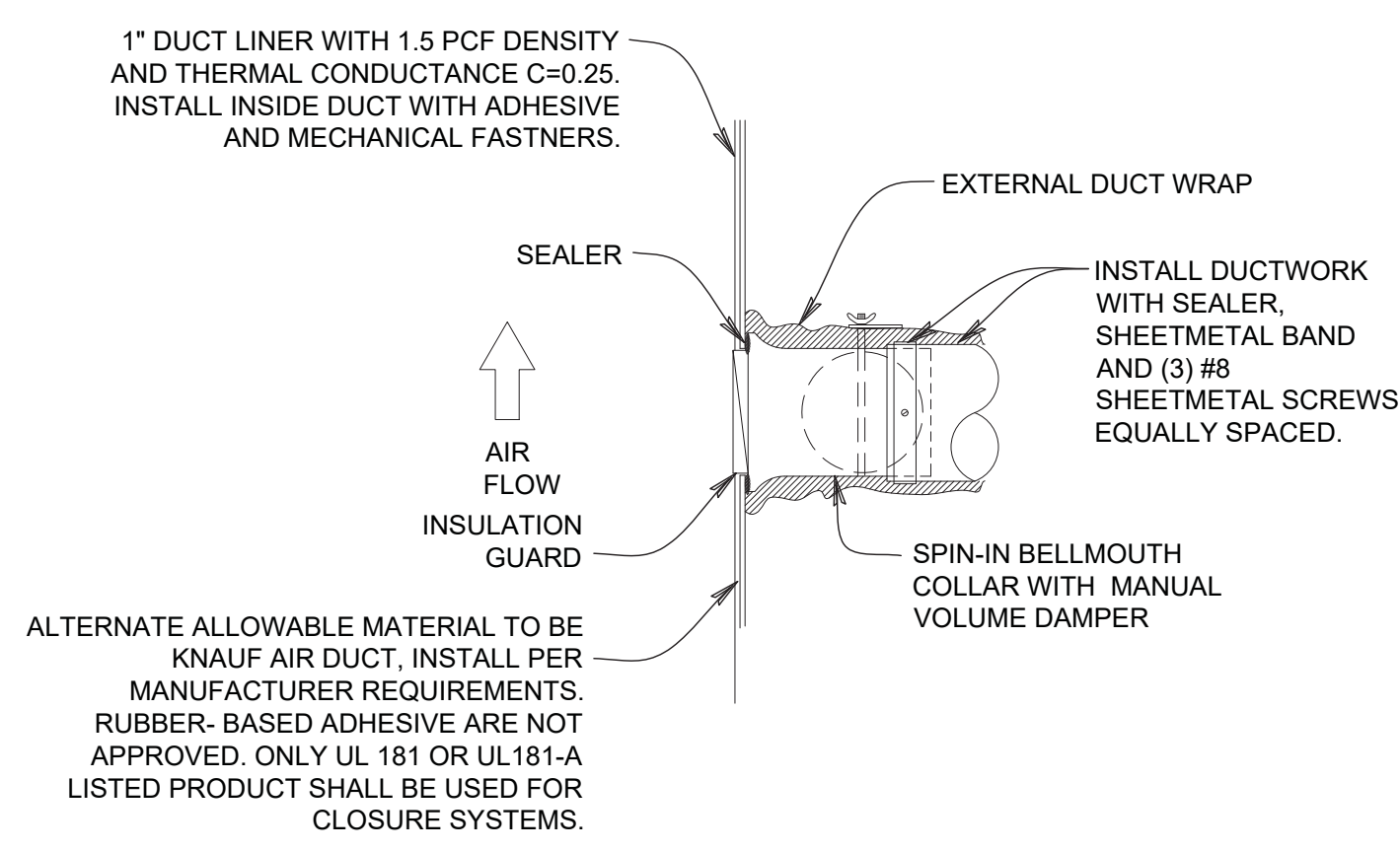
THESE DRAWINGS HAVE BEEN PREPARED AT AND / OR UNDER MY SUPERVISION AND TO THE BEST OF MY KNOWLEDGE AND BELIEF CONFORM AND COMPLY WITH THE REQUIREMENTS OF THE DEPARTMENT OF BUILDING AND CODES HAVING JURISDICTION.

STATE OF NEW JERSEY
 #1A101913600
 REGISTERED ARCHITECT
 DONALD J. WALLIN
 EXPIRATION DATE: 7/31/2019

SHEET NAME: HVAC PLAN
 SHEET NUMBER: M1.1

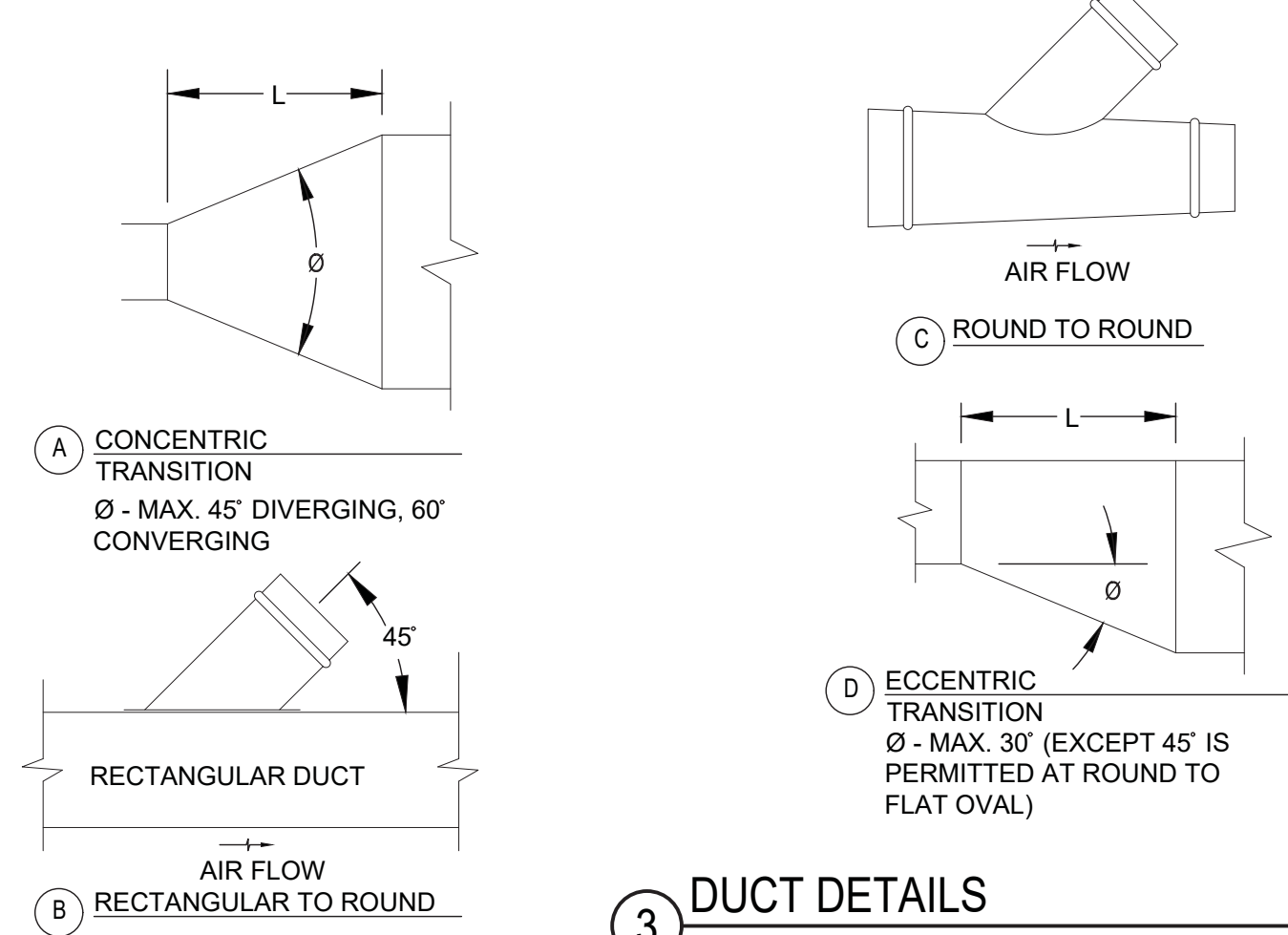


1 THERMOSTAT MOUNTING DETAIL
NO SCALE

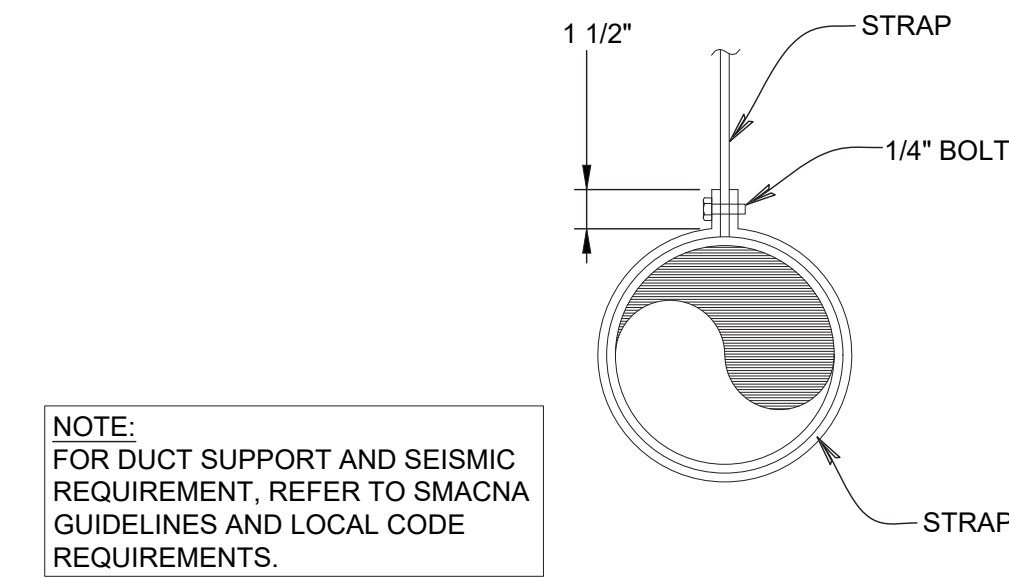
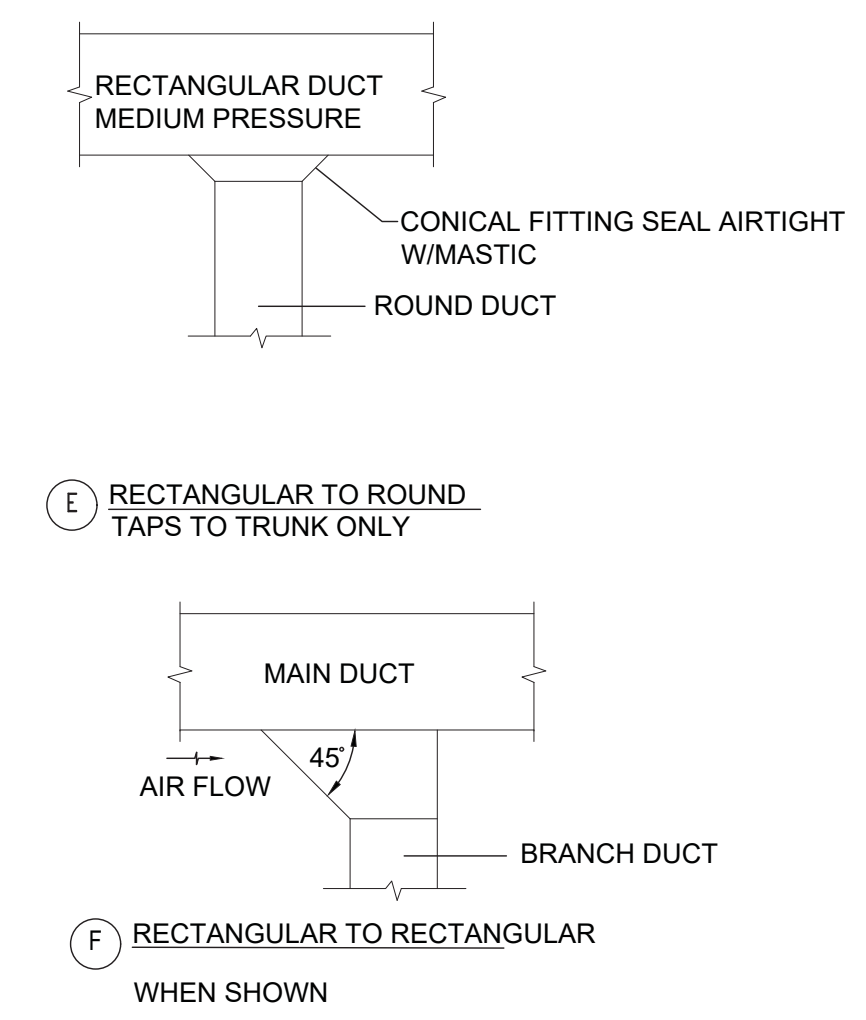


2 BELLMOUTH SPIN-IN FITTING W/DAMPER DETAIL
NO SCALE

NOTE:
USE PLAN AS GUIDE
TO FITTING TYPE.

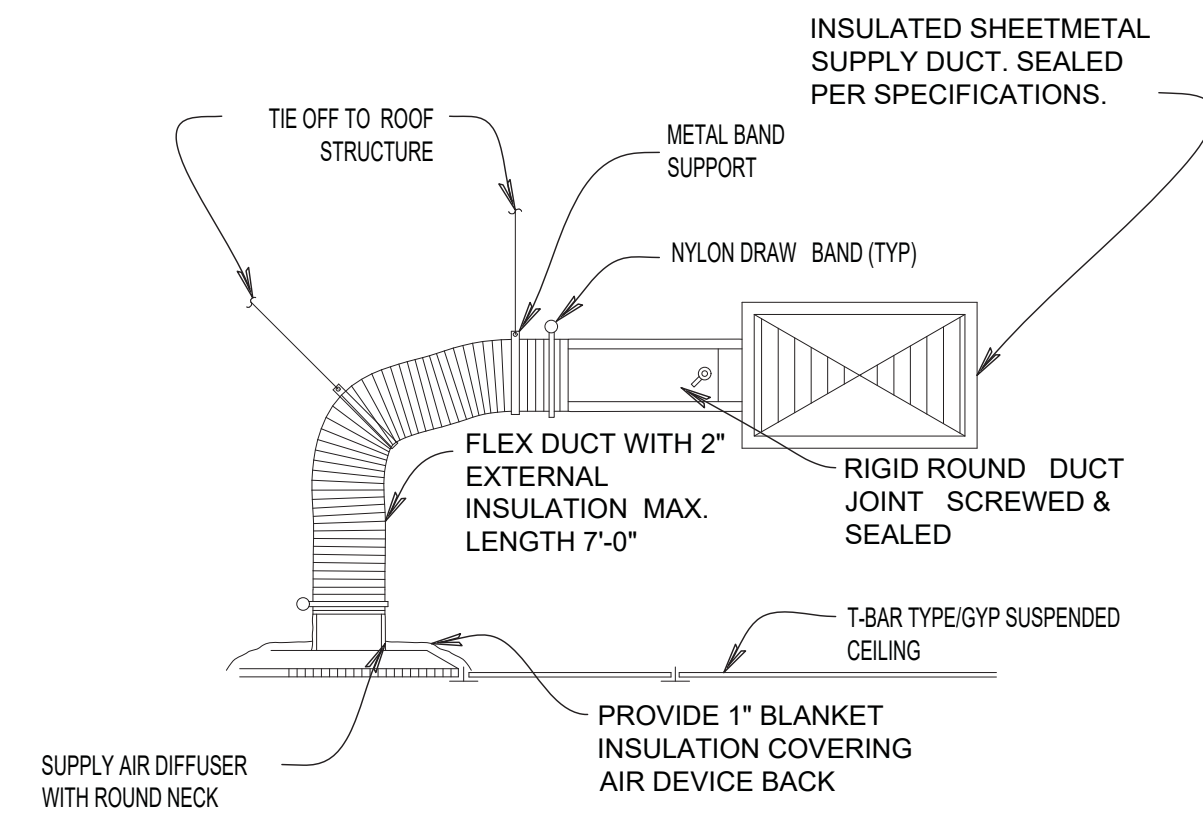


3 DUCT DETAILS
NO SCALE



NOTE:
FOR DUCT SUPPORT AND SEISMIC
REQUIREMENT, REFER TO SMACNA
GUIDELINES AND LOCAL CODE
REQUIREMENTS.

4 ROUND DUCT HANGING DETAIL
NO SCALE



5 CEILING DIFFUSER DETAIL
NO SCALE

ATTENTION ALL BIDDERS
REFER TO WENDY'S APPROVED
SUPPLIER LIST TO OBTAIN
NATIONAL ACCOUNT PHONE
NUMBERS AND CONTACTS

SITE NUMBER:	08186
BASE MODEL:	CONVERSION
ASSET TYPE:	FRANCHISE
CLASSIFICATION:	GUT/REBUILD
OWNER:	GC WEN MGMT
BASE VERSION:	2016 JAN
UPGRADE CLASSIFICATION:	STANDARD BASE
PROJECT YEAR:	2017
FURNITURE PACKAGE:	2017
DESIGN BULLETINS:	

**Wallin • Gomez
Architects, Ltd.**

711 South Dearborn Street
Suite 606
Chicago, IL 60605
Tel: 312-427-4702
Fax: 312-427-6611
e-mail: admin@wgald.com

Wendy's
STORE #08186
1600 RICHMOND AVENUE
POINT PLEASANT BEACH, NJ 08742


REV.	DATE	DESCRIPTION
	06-12-17	ISSUED FOR PERMIT & BID
	06-28-17	STRUCTURAL REVISIONS
	08-03-17	PERMIT REVISIONS
	08-17-17	ELECTRICAL REVISIONS

PROJECT DATE: 4/23/2018
PROJECT NUMBER: 17022
DRAWN BY: KF/CL
CHECKED BY: DJW

NOTICE: THIS DOCUMENT CONTAINS
PROPRIETARY INFORMATION. IT SHALL NOT
BE USED OR REPRODUCED OR ITS CONTENTS
DISCLOSED, IN WHOLE OR IN PART WITHOUT
THE PRIOR WRITTEN CONSENT OF WALLIN /
GOMEZ ARCHITECTS, LTD.

THESE DRAWINGS HAVE BEEN PREPARED AT
AND / OR UNDER MY SUPERVISION AND TO
THE BEST OF MY KNOWLEDGE AND BELIEF
CONFORM AND COMPLY WITH THE
REQUIREMENTS OF THE DEPARTMENT OF
BUILDING AND CODES HAVING JURISDICTION.

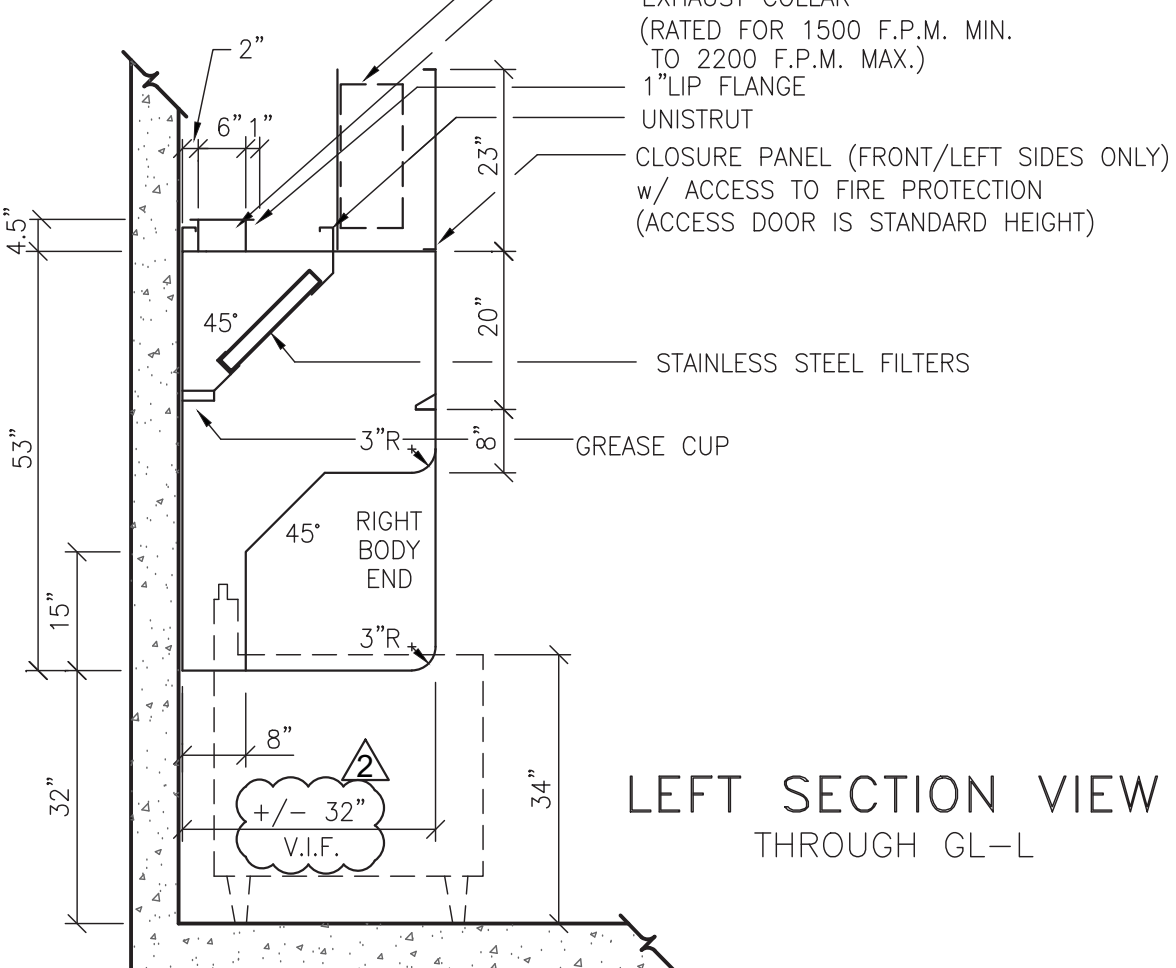
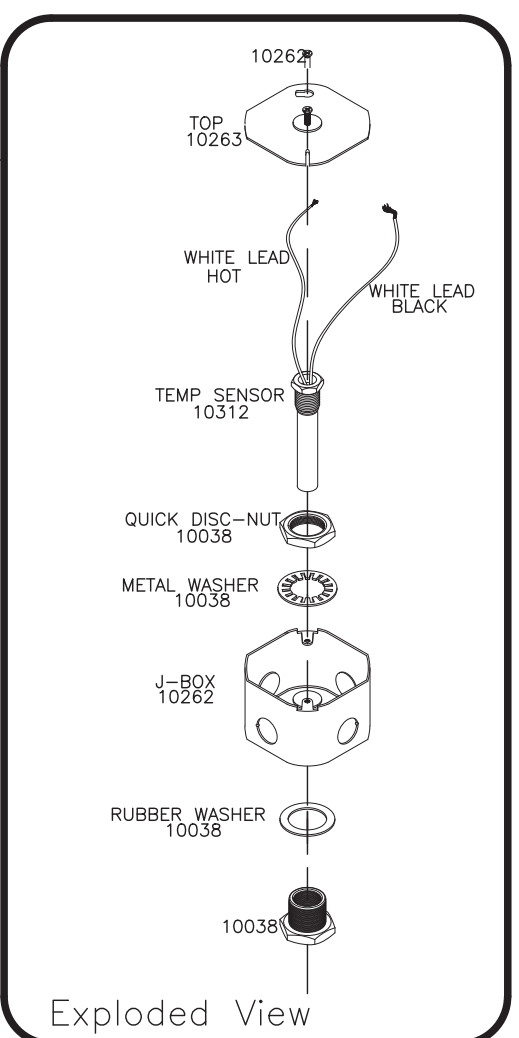
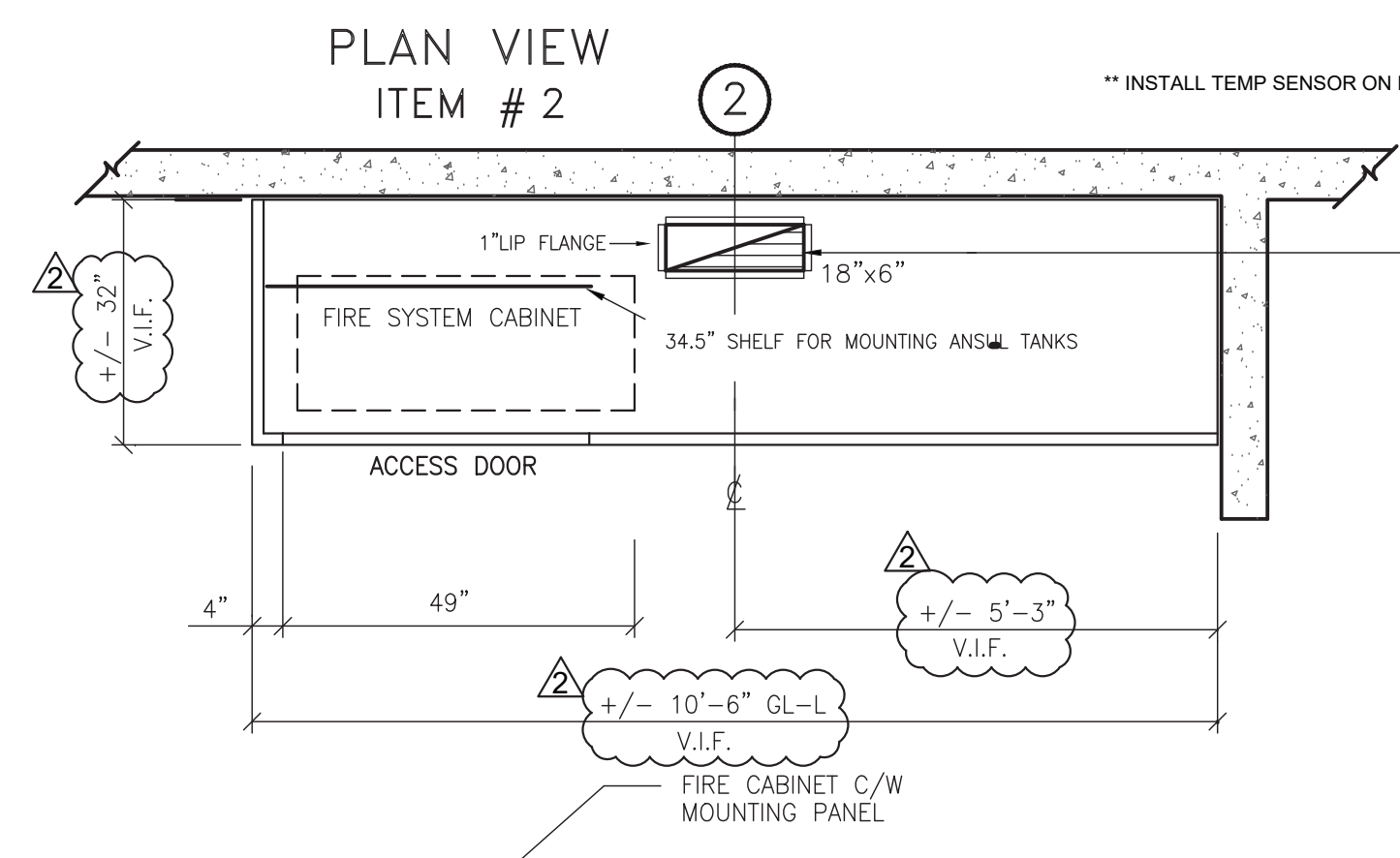
STATE OF NEW JERSEY
#1A101913600
REGISTERED ARCHITECT
DONALD J. WALLIN
EXPIRATION DATE: 7/31/2019



SHEET NAME
HVAC DETAILS

SHEET NUMBER

M1.2



GRILL HOOD 2 PER ULTIO LISTING FILE NUMBER MH12527 HALTON MODEL # GL-L. MINIMUM CFM IS 125 CFM PER LINEAR FOOT WHERE HOOD IS 126" LONG, THEREFORE HOOD CFM REQUIREMENT IS NOT LESS THAN 1312. HOOD IS DESIGNED FOR 1350 CFM.

SPECIAL NOTES TO MECHANICAL TRADES
 GENERAL:
 - GL SERIES VENTILATORS ARE LISTED AS A GREASE EXHAUST HOOD.
 - FILTERS ARE LISTED AS APPROVED GREASE FILTERS.
 DUCT WORK:
 - ALL DUCT WORK BEYOND VENTILATOR EXHAUST COLLAR OPENING SHALL BE LIQUID TIGHT AND CONFORM TO ALL APPLICABLE CODES.
 - TO DETERMINE TOTAL SYSTEM STATIC PRESSURE, ADD EXHAUST OUTLET STATIC PRESSURE TO CALCULATED DUCT WORK SYSTEM STATIC PRESSURE.
 - DUCT COLLARS ARE SIZED FOR SPECIFIED AIR VOLUMES TO MEET APPLICABLE CODES.
 INSTALLATION:
 - ALL EXHAUST VENTILATORS MUST BE INSTALLED LEVEL AND PLUMB.
 - INSTALL UNIT(S) WITH CLEARANCES TO ADJACENT WALLS AS REQUIRED TO CONFORM TO ALL LOCAL CODES AND INSPECTION REQUIREMENTS.
 NOTE: ALL WALLS SHOWN ON DRAWINGS ARE ASSUMED TO BE NON-COMBUSTIBLE.
 - EXHAUST AIR VOLUMES ARE RECOMMENDED FOR THE PROPER FUNCTION OF THE COOKING EQUIPMENT SPECIFIED.
 - CONDITIONS - ACTION AIR SHALL NOT BE RESPONSIBLE FOR IMPROPER FUNCTION DUE TO INCORRECT STATIC PRESSURE OR UNBALANCED AIR CONDITIONS.

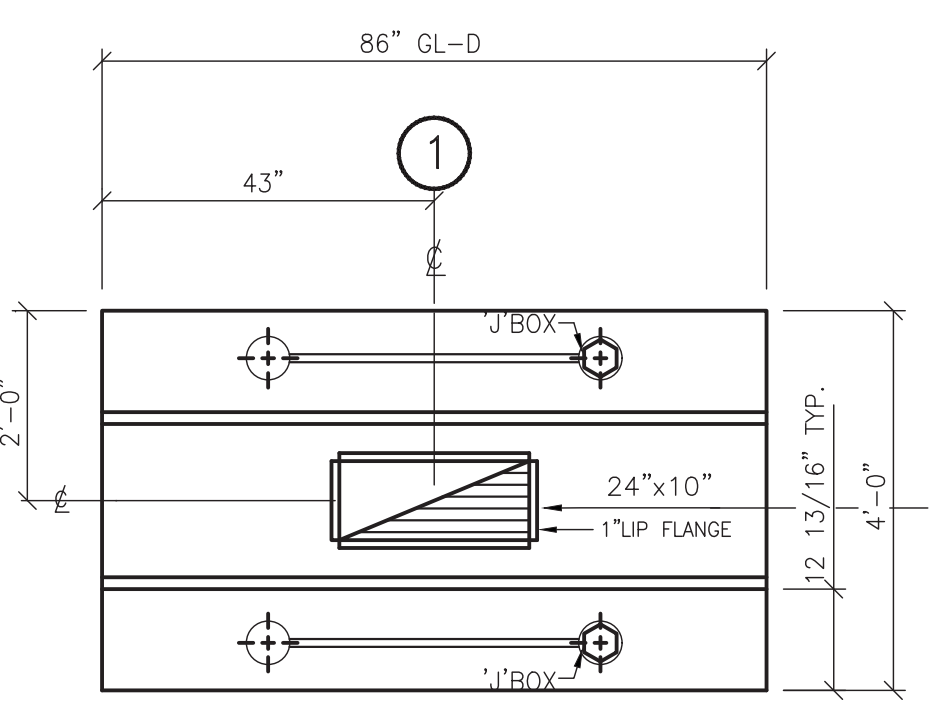
NOTE: 23" HIGH ENCLOSURE PANEL @ LEFT & FRONT OF HOOD WITH STANDARD FIRE CABINET REMOVABLE DOOR.

EXHAUST COLLAR CHART - STANDARD (IMPERIAL)

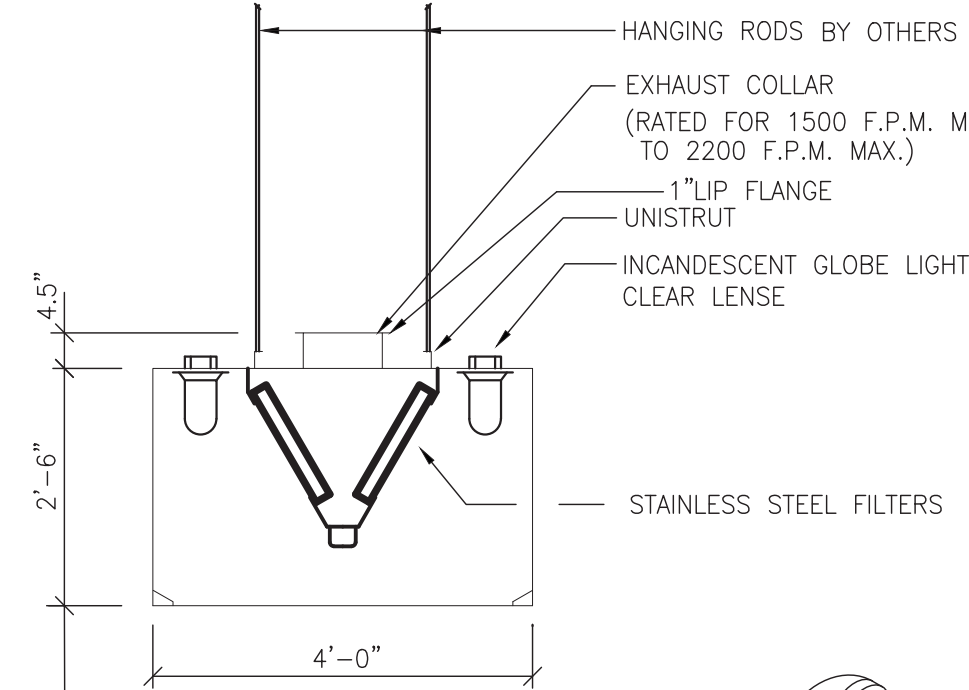
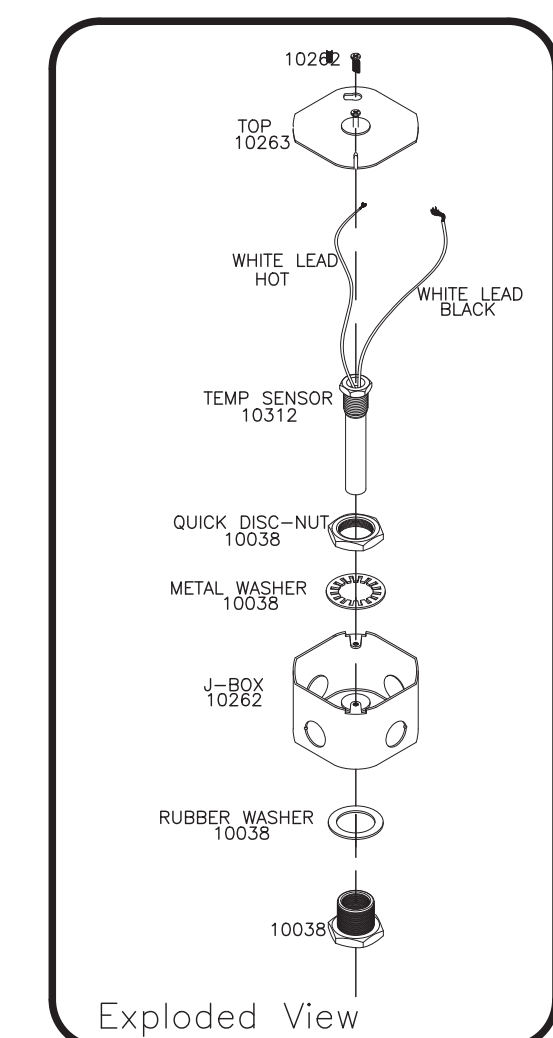
COLLAR	COLLAR SIZE	CFM PER ACTIVE FOOT	TOTAL CFM	STATIC PRESSURE (W.G.)
2	18"x6"	135	1350	0.45"

HALTON
 MODEL: GL-L
 FRYER HOOD

SPECIFICATIONS:
 MATERIAL: 18 GA., S.S.
 FINISH: #4
 U.L. LISTED STAINLESS STEEL BY ACTION AIR
 FILTERS:
 (5) 24.5" LONG X 15.5" HIGH
 FIRE SYSTEM: ANSUL PRE-PIPED FIRE SYSTEM



GRILL HOOD 1 PER ULTIO LISTING FILE NUMBER MH12527 HALTON MODEL # GL-D. MINIMUM CFM IS 275 CFM PER LINEAR FOOT WHERE HOOD IS 86" LONG, THEREFORE HOOD CFM REQUIREMENT IS NOT LESS THAN 1970. HOOD IS DESIGNED FOR 2500 CFM.



ATTENTION ALL BIDDERS
 REFER TO WENDY'S APPROVED SUPPLIER LIST ON SHEET ASI-6 TO OBTAIN NATIONAL ACCOUNT PHONE NUMBERS AND CONTACTS

SPECIAL NOTES TO MECHANICAL TRADES
 GENERAL:
 - HOOD CONSTRUCTION STAINLESS STEEL THROUGHOUT GREASE FILTERS ARE STAINLESS STEEL CONSTRUCTION, GREASE EXTRACTION CHAMBER ALL S/S CONSTRUCTION.
 - FILTERS ARE LISTED AS APPROVED GREASE FILTERS.
 DUCT WORK:
 - ALL DUCT WORK BEYOND VENTILATOR EXHAUST COLLAR OPENING SHALL BE LIQUID TIGHT AND CONFORM TO ALL APPLICABLE CODES.
 - TO DETERMINE TOTAL SYSTEM STATIC PRESSURE, ADD EXHAUST OUTLET STATIC PRESSURE TO CALCULATED DUCT WORK SYSTEM STATIC PRESSURE.
 - DUCT COLLARS ARE SIZED FOR SPECIFIED AIR VOLUMES TO MEET APPLICABLE CODES.
 INSTALLATION:
 - ALL EXHAUST VENTILATORS MUST BE INSTALLED LEVEL AND PLUMB.
 - INSTALL UNIT(S) WITH CLEARANCES TO ADJACENT WALLS AS REQUIRED TO CONFORM TO ALL LOCAL CODES AND INSPECTION REQUIREMENTS.
 NOTE: ALL WALLS SHOWN ON DRAWINGS ARE ASSUMED TO BE NON-COMBUSTIBLE.

WENDY'S ITEM NO. L0302
 TAG: E-2000 GRILL HOOD

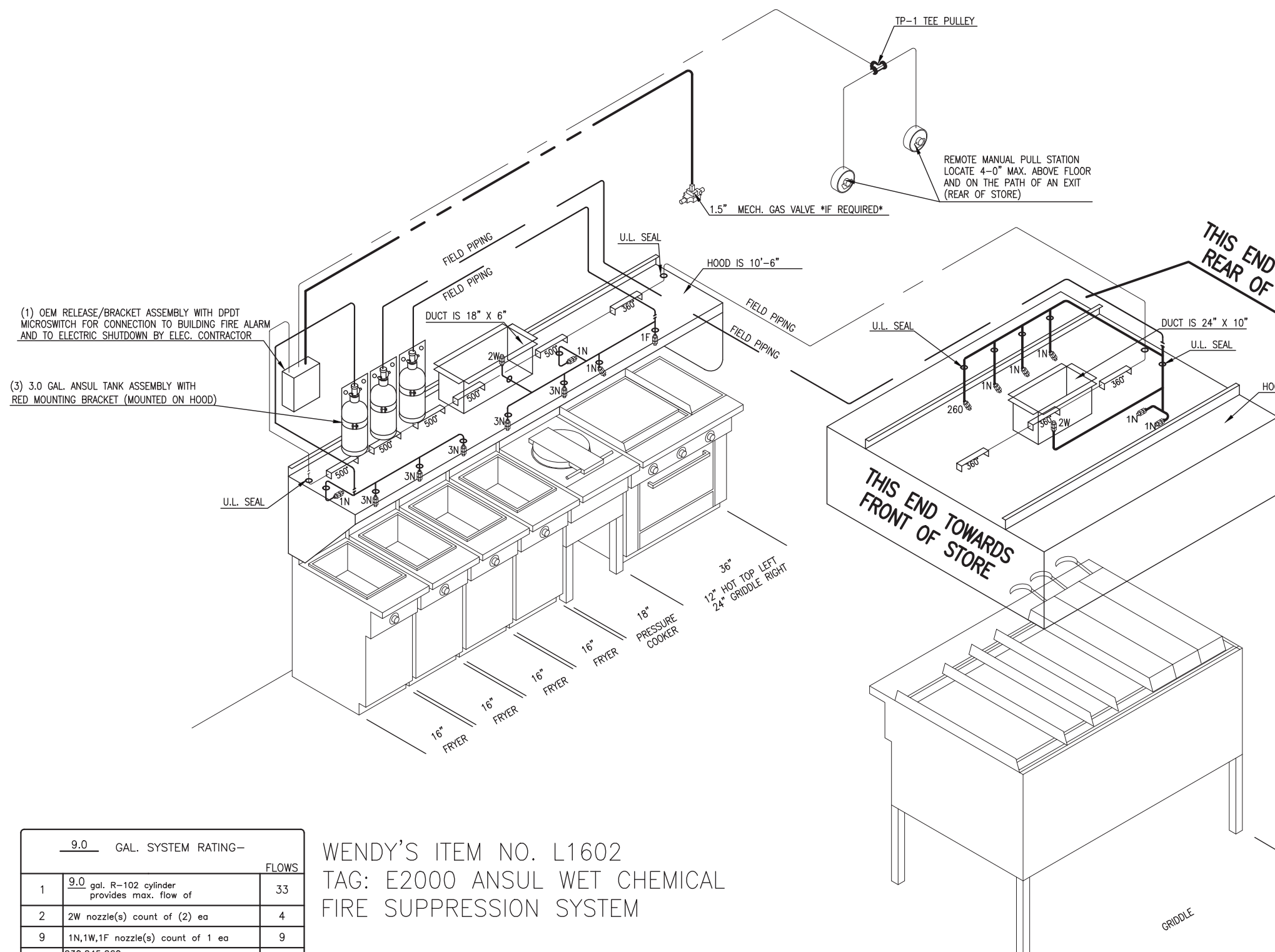
EXHAUST COLLAR CHART - STANDARD (IMPERIAL)

COLLAR	COLLAR SIZE	CFM PER ACTIVE FOOT	TOTAL CFM	STATIC PRESSURE (W.G.)
1	24"x10"	357	2500	0.45"

HALTON
 MODEL: GL-D
 GRILL HOOD

SPECIFICATIONS:
 MATERIAL: 18 GA., S.S.
 FINISH: #4
 U.L. LISTED STAINLESS STEEL BY ACTION AIR
 FILTERS:
 (6) 24.5" LONG X 15.5" HIGH
 FIRE SYSTEM: ANSUL PRE-PIPED FIRE SYSTEM
 LIGHTS: U.L. LISTED (4) VAPOR PROOF INCANDESCENT

ANSUL R-102 WET CHEMICAL SYSTEM E-2000 FRYER AND GRILL HOOD



9.0 GAL. SYSTEM RATING--

NO.	DESCRIPTION	QUANTITY	UNITS	TOTAL
1	9.0 gal. R-102 cylinder	33		
2	2W nozzles (count of 2)	4		
3	1 1/4" NPT nozzles (count of 1)	9		
4	3/4" NPT nozzles (count of 2)	2		
5	3/4" nozzles (count of 3)	15		
	Total count	30		

WENDY'S ITEM NO. L1602
 TAG: E2000 ANSUL WET CHEMICAL FIRE SUPPRESSION SYSTEM
 FSI:
 PHONE:

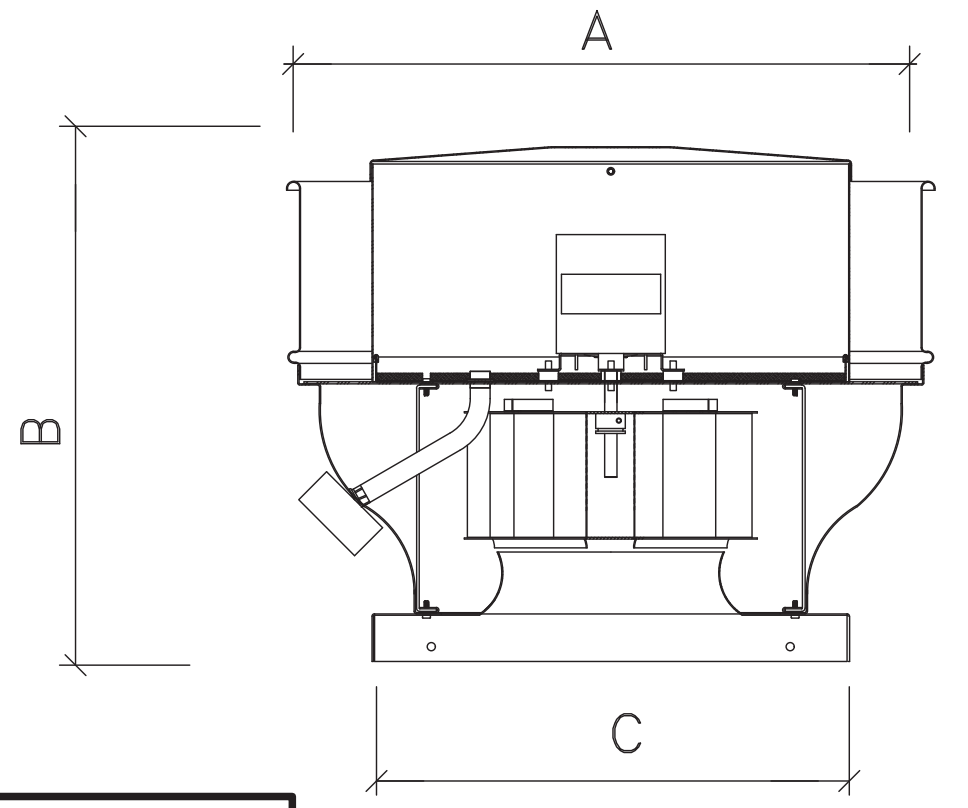
GENERAL NOTES:
 1. THIS INSTALLATION IS TO BE MADE IN ACCORDANCE WITH THE ANSUL R-102 INSTALLATION MANUAL AND IN ACCORDANCE WITH ALL STATE AND LOCAL CODES.
 2. ALL PIPE LENGTHS TO BE FIELD VERIFIED.
 3. THESE DRAWINGS MAY BE USED TO SECURE APPROVAL FROM THE AUTHORITY HAVING JURISDICTION.
 4. IT IS NECESSARY THAT ALL PIPE FITTINGS AND NOZZLES BE WRENCH TIGHTENED AND SECURELY SUPPORTED AND THAT ALL NOZZLES ARE PROPERLY AIMED AS INDICATED IN THE KITCHEN KNIGHT II INSTALLATION MANUAL.
 5. THE WIRE ROPE FOR THE DETECTOR AND REMOTE PULL STATION IS TO BE INSTALLED BY AN AUTHORIZED AND FACTORY TRAINED DISTRIBUTOR OR SERVICE REPRESENTATIVE.
 6. THIS INSTALLATION IS TO BE INSPECTED, PUT INTO OPERATION AND CERTIFIED BY AN AUTHORIZED AND FACTORY TRAINED DISTRIBUTOR OR SERVICE REPRESENTATIVE.
 7. ELECTRICAL CONTACTS AND WIRING FOR APPLIANCE SHUT OFF TO BE PROVIDED BY THE ELECTRICAL CONTRACTOR.
 8. ANSUL R-102 RESTAURANT FIRE SUPPRESSION SYSTEMS HAVE BEEN TESTED AND ARE LISTED BY UNDERWRITERS LABORATORIES AS PRE-ENGINEERED SYSTEMS, AND WHEN INSTALLED AS SHOWN ON THIS DRAWING SHALL COMPLY WITH ALL RELEVANT ANSUL INSTALLATION RECHARGE INSPECTION AND MAINTENANCE MANUALS AND SHALL COMPLY WITH NFPA 96 WHEN INSTALLED AND CERTIFIED BY AUTHORIZED TRAINED ANSUL DISTRIBUTORS IN ACCORDANCE WITH THE MANUAL.
 9. ALL AGENT DISTRIBUTION PIPING AND DETECTION HOOD PENETRATIONS MUST BE PROPERLY SEALED IN ACCORDANCE WITH NFPA 96.

PIPING NOTES:
 1. PIPE SHALL BE 3/8" SCHEDULE 40 BLACK IRON, CHROME PLATED OR STAINLESS STEEL UNLESS OTHERWISE NOTED.
 2. PIPE ENDS SHALL BE REAMED AND BLOWN CLEAR OF CHIPS AND SCALE BEFORE ASSEMBLY. INSIDE OF PIPE AND FITTINGS MUST BE FREE OF DIRT.
 3. PIPING DIMENSIONS GIVEN ARE FROM CENTER TO CENTER OF FITTINGS.
 4. FINAL NOZZLE LOCATION MAY NOT VARY FROM LOCATION SHOWN.
 5. PIPE AND CONDUIT LENGTHS INSTALLED THROUGH COMPRESSION SEALS ARE DIMENSIONED FOR FULL LENGTH.

COOKING EQUIPMENT NOTES:
 - COOKING SURFACE OF FRYER(S) ARE 13.75" X 16"
 - COOKING SURFACE OF PRESSURE COOKER IS 14" X 15"
 - COOKING SURFACE OF CROCKPOT IS 24" X 24"
 - COOKING SURFACE OF HOT TOP RANGE IS 12" X 24"
 - USE 500° FUSIBLE LINKS OVER FRYERS AS PER WENDY'S REQUEST

THIS DRAWING IS THE PROPERTY OF ACTION AIR AND CAN BE REPRODUCED ONLY BY PERMISSION, IN WHICH CASE, ALL DRAWINGS MUST BEAR THE NAME ACTION AIR
 THIS DRAWING IS NOT TO BE SCALED

JENCO MODEL TXD15 EXHAUST FAN



ACTION AIR MODEL:TXD1510WRHUL JENCO EXHAUST FAN

FAN DATA TABLE

FAN	FRYER	GRILL
MODEL	TXD1510WRHUL	TXD1510RHUL
CFM	1350	2500
HP	1.0	1.0
RPM	VARIABLE	VARIABLE
STATIC PRESSURE	1.0"	.5"
VOLTS/PHASE	208V-3PH-60HZ	208V-3PH-60HZ
CURB O.D.	23"	23"
SHIP WEIGHT	120	120
A	32 3/4"	32 3/4"
B	26	26
C	23-7/8"	23-7/8"

THE FOLLOWING PARTS ARE PROVIDED
 * HINGED SUB-BASE
 * GREASE BOX
 * DISCONNECT SWITCH



WENDY'S ITEM NO. L1509A JENCO BATHROOM FAN

FAN DATA TABLE

FAN	BATHROOM
MODEL	LPDW08
CFM	300
WATT	95
RPM	1500
STATIC PRESSURE	.375"
VOLTS/PHASE	115V-1PH-60HZ
SHIP WEIGHT	20 LBS
A	16.5"
B	7"
C	18.5"
D	1.6"

THE FOLLOWING PARTS ARE PROVIDED
 * FACTORY MOUNTED SPEED CONTROL
 * BACKDRAFT DAMPER
 * DISCONNECT SWITCH



SITE NUMBER: 08186
 BASE MODEL: CONVERSION
 ASSET TYPE: FRANCHISE
 CLASSIFICATION: GUT/REBUILD
 OWNER: GC WEN MGMT
 BASE VERSION: 2016 JAN
 UPGRADE CLASSIFICATION:
 STANDARD BASE
 PROJECT YEAR: 2017
 FURNITURE PACKAGE: 2017
 DESIGN BULLETINS:

Wallin-Gomez Architects, Ltd.

711 South Dearborn Street
 Suite 606
 Chicago, IL 60605
 Tel: 312-427-4702
 Fax: 312-427-6611
 e-mail: admin@gwallgd.com

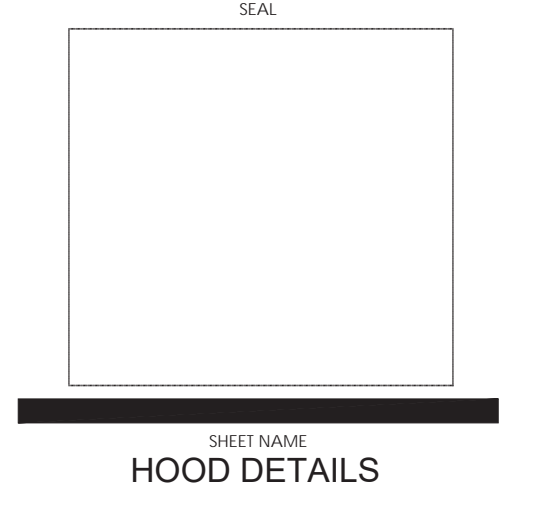


REV	DATE	DESCRIPTION
	06-12-17	ISSUED FOR PERMIT & BID
Δ	06-28-17	STRUCTURAL REVISIONS
Δ	08-03-17	PERMIT REVISIONS
Δ	08-17-17	ELECTRICAL REVISIONS

PLOT DATE: 4/23/2018
 PROJECT NUMBER: 17022
 DRAWN BY: KFCL
 CHECKED BY: DJW

NOTICE: THIS DOCUMENT CONTAINS PROPRIETARY INFORMATION. IT SHALL NOT BE USED OR REPRODUCED OR ITS CONTENTS DISCLOSED IN WHOLE OR IN PART WITHOUT THE PRIOR WRITTEN CONSENT OF WALLIN / GOMEZ ARCHITECTS, LTD.

STATE OF NEW JERSEY
 #1A101913600
 REGISTERED ARCHITECT
 DONALD J. WALLIN
 EXPIRATION DATE: 7/31/2019



M1.3

LIGHTING FIXTURE SCHEDULE

FIXTURE SYMBOL	NUMBER	LAMPS				MANUFACTURER AND CATALOG NUMBER	GENERAL FIXTURE DESCRIPTION	FINISH	MOUNTING	SIZE			FEEDERS			REMARKS			
		W/LAMP	FLOOR	LED	HPS					MT. HAULIE	INCAND.	LAMP NO.	WIDTH	LENGTH	DEPTH		CONDUITS	WIRE	GROUND
A-1	1	11					INTEGRAL	HALO H750T HOUSINGMAXLITE RR61130W-L7 MODULE		R	6 1/2"	7 1/2"	2	12	3/4"				RECESSED LED
A-2	1	10					INTEGRAL	HALO H750T HOUSINGMAXLITE RRA61030W MODULE		R	6 1/2"	7 1/2"	2	12	3/4"				RECESSED ADJUSTABLE (EYE-BALL)
B-1	1	30					INTEGRAL	MAXLITE MLFP22EP3041		R	24"	24"	2 1/2"	2	12	3/4"			LED FLAT PANEL EDGE LIT (LAY IN)
EX-1	2	1						SURE-LITES APCH7R		S (CLG.WALL)	8 1/4"	16 1/4"	2 1/4"	2	12	3/4"			EXIT ITEM COMBO (W/ REMOTE HEAD)
EX-1-SR	1	8					(LAMPS FURNISHED WITH FIXTURES)	BEST LIGHTING RHLED1-PWP-RIB (BLACK)		S (WALL)	-	-	-	2	12	3/4"			REMOTE HEAD (SINGLE)
EM-2	2	1						SURE-LITES APEL		S (CLG.WALL)	4 1/2"	9"	2 1/4"	2	12	3/4"			EMERGENCY LED
F-1	1	39						KASON 11810LX4000		S	6"	48"	3"	2	12	3/4"			48" COOLER LIGHT
HL-1	1	17						17A21G4DIM830	SEE SHEETS H1.1 AND H1.2	R (HOOD)	-	-	-	-	-	-			LED (HOOD)
UM-2	1	10						RCA19C3	NORA NRS80-500-WBN-GU24 (TRACK MOUNT LZR108P/LZR104P)	P (CORD)	4 3/4"	4 3/4"	15 3/4"	2	12	3/4"			SMALL DECORATIVE PENDANT
UM-4	3	10						RCA19C3	BESA 1TT-DR24-10WH-SN6-GU24	P (STEM)	24"	24"	10"	2	12	3/4"			LARGE DECORATIVE DRUM
WP-3	1	26						INTEGRAL	RAB WPLED28N	S (WALL)	9 1/2"	10 1/2"	2 1/2"	2	12	3/4"			LED WALLPACK (EXTERIOR)

ALL FIXTURES TO BE PROVIDED BY ELECTRICAL CONTRACTOR UNLESS OTHERWISE NOTED. ELECTRICAL CONTRACTOR TO VERIFY COLOR SCHEME BEFORE PLACING ORDER.

LEGEND

- LED LIGHTING FIXTURE
- LED LIGHTING FIXTURE ON NIGHT LIGHT CIRCUIT
- EXIT LIGHT FIXTURE
- HANGING LIGHT FIXTURE
- RECESSED CAN LIGHT FIXTURE
- BUILDING LIGHT FIXTURE
- TRACK LIGHTING
- SPOT LIGHTING
- HOOD LIGHT (PART OF HOOD)
- CIRCUIT NUMBER
- FIXTURE SYMBOL
- SINGLE POLE WALL SWITCH AT 4'-0" A.F.F.
- EMERGENCY FLOOD LIGHT
- CEILING SPEAKER

GENERAL NOTES

- HOLD DOWN CLIPS SHALL BE PROVIDED FOR ALL CEILING TILES IN THE VESTIBULES.
- SEE INTERIOR FINISH SPECIFICATIONS FOR CEILING TILE.
- EMERGENCY LIGHT SYSTEM IS DESIGNED WITH A MINIMUM OF 1 FOOTCANDLE.
- MOUNT PHOTOELECTRIC SENSOR FOR LIGHTING CONTROL ON ROOF.
- DO NOT SCREW THE CEILING GRID TO THE STAINLESS STEEL HOODS. USE DOUBLE-FACE TAPE.

KEYED NOTES

- CONTRACTOR SHALL VERIFY EXACT LOCATION OF WALL MOUNTED LIGHT SWITCHES WITH WENDY'S PROJECT MANAGER PRIOR TO ROUGH-IN LIGHT SWITCHES SHALL CONTROL LIGHTING CIRCUITS AS DENOTED BY THE SWITCH DESIGNATIONS FOR EACH CIRCUIT.

SITE NUMBER: 08186

BASE MODEL: CONVERSION

ASSET TYPE: FRANCHISE

CLASSIFICATION: GUT/REBUILD

OWNER: GC WEN MGMT

BASE VERSION: 2016 JAN

UPGRADE CLASSIFICATION: STANDARD BASE

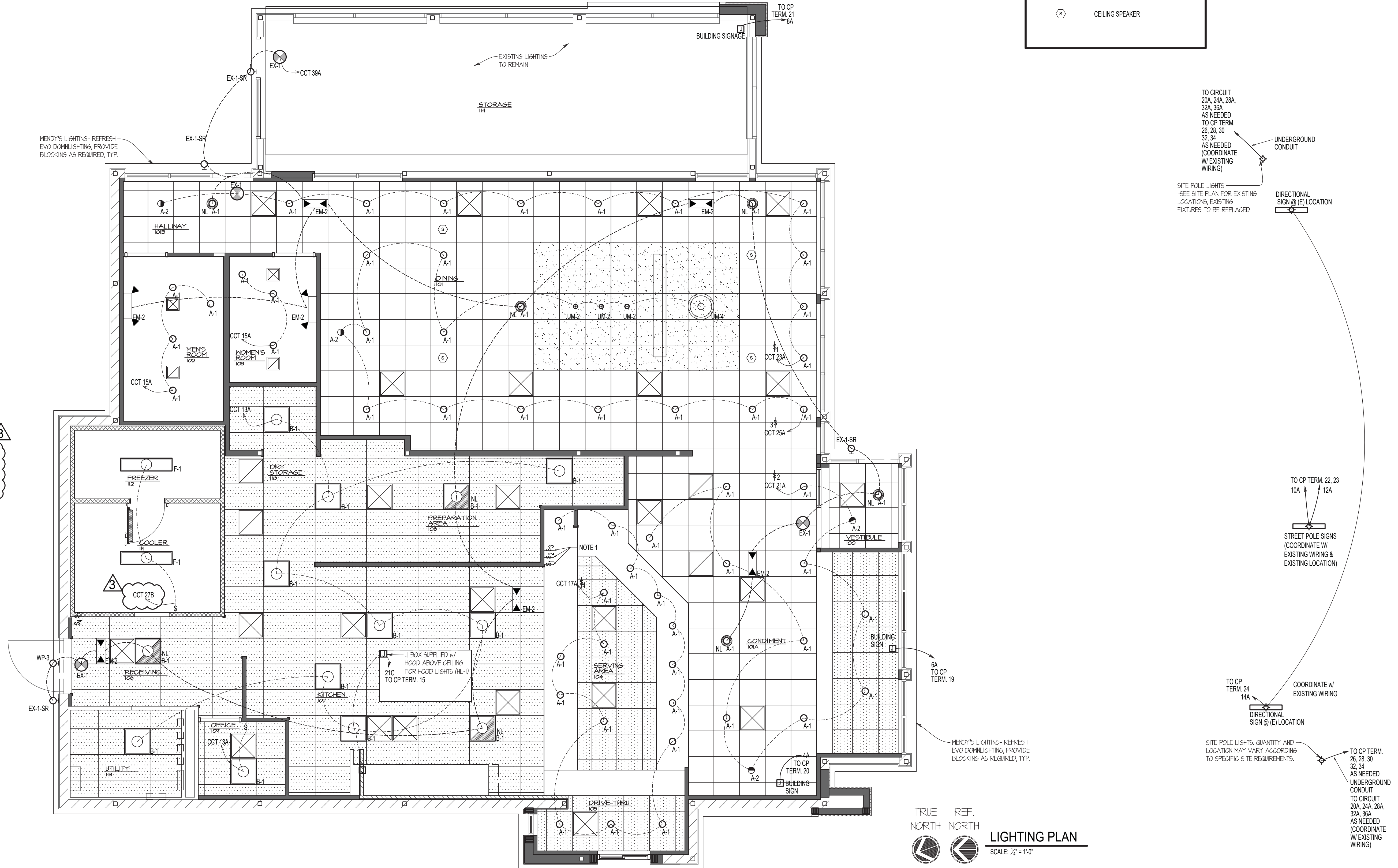
PROJECT YEAR: 2017

FURNITURE PACKAGE: 2017

DESIGN BULLETINS:

Wallin Gomez Architects, Ltd.

711 South Dearborn Street
Suite 606
Chicago, IL 60605
Tel: 312-427-4702
Fax: 312-427-6611
e-mail: admin@wgald.com



TO CIRCUIT 20A, 24A, 28A, 32A, 36A AS NEEDED TO CP TERM. 26, 28, 30, 32, 34 AS NEEDED (COORDINATE W/ EXISTING WIRING)

UNDERGROUND CONDUIT

TO CP TERM. 21 8A

EXISTING LIGHTING TO REMAIN

STORAGE 114

EXISTING LIGHTING TO REMAIN

TO CP TERM. 22, 23 10A, 12A

STREET POLE SIGNS (COORDINATE W/ EXISTING WIRING & EXISTING LOCATION)

TO CP TERM. 24 14A

COORDINATE W/ EXISTING WIRING

SITE POLE LIGHTS - SEE SITE PLAN FOR EXISTING LOCATIONS, EXISTING FIXTURES TO BE REPLACED

DIRECTIONAL SIGN @ (E) LOCATION

HENDY'S LIGHTING - REFRESH EVO DOWNLIGHTING, PROVIDE BLOCKING AS REQUIRED, TYP.

TO CP TERM. 20 4A

TO CP TERM. 19 6A

HENDY'S LIGHTING - REFRESH EVO DOWNLIGHTING, PROVIDE BLOCKING AS REQUIRED, TYP.

TO CP TERM. 26, 28, 30, 32, 34 AS NEEDED UNDERGROUND CONDUIT TO CIRCUIT 20A, 24A, 28A, 32A, 36A AS NEEDED (COORDINATE W/ EXISTING WIRING)

TO CP TERM. 26, 28, 30, 32, 34 AS NEEDED UNDERGROUND CONDUIT TO CIRCUIT 20A, 24A, 28A, 32A, 36A AS NEEDED (COORDINATE W/ EXISTING WIRING)

TO CP TERM. 14A

COORDINATE W/ EXISTING WIRING

SITE POLE LIGHTS, QUANTITY AND LOCATION MAY VARY ACCORDING TO SPECIFIC SITE REQUIREMENTS.

TO CP TERM. 14A

COORDINATE W/ EXISTING WIRING

SITE POLE LIGHTS, QUANTITY AND LOCATION MAY VARY ACCORDING TO SPECIFIC SITE REQUIREMENTS.

TO CP TERM. 26, 28, 30, 32, 34 AS NEEDED UNDERGROUND CONDUIT TO CIRCUIT 20A, 24A, 28A, 32A, 36A AS NEEDED (COORDINATE W/ EXISTING WIRING)

Wendy's


STORE #08186
1600 RICHMOND AVENUE
POINT PLEASANT BEACH, NJ 08742

REV	DATE	DESCRIPTION
	06-12-17	ISSUED FOR PERMIT & BID
	06-28-17	STRUCTURAL REVISIONS
	08-03-17	PERMIT REVISIONS
	08-17-17	ELECTRICAL REVISIONS

NOTICE: THIS DOCUMENT CONTAINS PROPRIETARY INFORMATION. IT SHALL NOT BE USED OR REPRODUCED OR ITS CONTENTS DISCLOSED, IN WHOLE OR IN PART WITHOUT THE PRIOR WRITTEN CONSENT OF WALLIN / GOMEZ ARCHITECTS, LTD.

THESE DRAWINGS HAVE BEEN PREPARED AT AND / OR UNDER MY SUPERVISION AND TO THE BEST OF MY KNOWLEDGE AND BELIEF CONFORM AND COMPLY WITH THE REQUIREMENTS OF THE DEPARTMENT OF BUILDING AND CODES HAVING JURISDICTION.

STATE OF NEW JERSEY
#1A101913600
REGISTERED ARCHITECT
DONALD J. WALLIN
EXPIRATION DATE: 7/31/2019



EQUIPMENT & CONNECTIONS

CIRCUIT NUMBER	DESCRIPTION	LOAD KILOWATTS	VOLTAGE	CONNECTIONS		FEEDER		NOTES
				TYPE	RECEPTACLE	CONDUCTORS	WIRE SIZE	
1A/3A	CASH REGISTER	2	120V-1PH	SPECIAL RECEPTACLE	ES 2 12 12 1/2	3/4"		(1)
1A	DRIVE-THRU WINDOWS	2	120V-1PH	DIRECT	EC 2 12 12 1/2	3/4"		
4A	SOLID GRILL COOKER	1.4	208V-3PH	SPECIAL RECEPTACLE	EC 3 12 12 1/2	3/4"		NEHA 5-20 SINGLE
18B	SOLID GRILL COOKER	1.4	208V-3PH	SPECIAL RECEPTACLE	EC 3 12 12 1/2	3/4"		NEHA 5-20 SINGLE
18C	SOLID GRILL COOKER	1.4	208V-3PH	SPECIAL RECEPTACLE	EC 3 12 12 1/2	3/4"		NEHA 5-20 SINGLE
18D	SOLID GRILL COOKER	1.4	208V-3PH	SPECIAL RECEPTACLE	EC 3 12 12 1/2	3/4"		NEHA 5-20 SINGLE
18E	DTI SODA	3.5	120V-1PH	SPECIAL RECEPTACLE	EC 3 10 10 3/4	3/4"		NEHA 14-20
2B	CONDENSING UNIT	4.0	120V-1PH	HP DISC SWITCH UNIT	EC 2 8 8 3/4	3/4"		
6B	ICE MACHINE	1	120V-1PH	HP DISC SWITCH UNIT	EC 2 12 12 1/2	3/4"		
7B	FROSTY MACHINE	5.6	120V-1PH	RECEPTACLE BY KED	EC 3 10 10 3/4	3/4"		NEHA 5-30 (3)
8B	WALK-IN COOLER	1.5	120V-1PH	HP DISC SWITCH UNIT	EC 3 12 12 1/2	3/4"		
14B	WALK-IN FREEZER	.8	120V-1PH	HP DISC SWITCH UNIT	EC 3 12 12 1/2	3/4"		
38B	POWER SOAK	1.8	120V-1PH	DIRECT	EC 2 12 12 1/2	3/4"		
1C	LOPEE OVEN	8.6	120V-1PH	SPECIAL RECEPTACLE	EC 3 10 10 3/4	3/4"		NEHA 5-30
1D	HIGH SPEED OVEN	6.2	120V-1PH	SPECIAL RECEPTACLE	EC 2 10 10 3/4	3/4"		NEHA 6-30
33C	FRY DIMP CFC 1	2.4	120V-1PH		EC 2 10 10 3/4	3/4"		
33C	FRY DIMP CFC 2	2.6	120V-1PH		EC 2 10 10 3/4	3/4"		
31C	FRY DIMP CFC 3	1.3	120V-1PH		EC 2 10 10 3/4	3/4"		
36C	FRY DIMP CFC 4	1.3	120V-1PH		EC 2 10 10 3/4	3/4"		

ES EQUIPMENT SUPPLIER
 EC ELECTRICAL CONTRACTOR
 HP CONDUCTOR QUANTITY DOES NOT INCLUDE GROUND WIRE
 (1) DEDICATED CIRCUIT WITH ISOLATED GROUND
 (2) EQUIPMENT SHALL BE PROVIDED BY EQUIPMENT SUPPLIER. FIELD CONNECTIONS BY ELECTRICAL CONTRACTOR
 (3) EC TO PROVIDE POWER CORD

HVAC MOTORS & EQUIPMENT CONNECTIONS

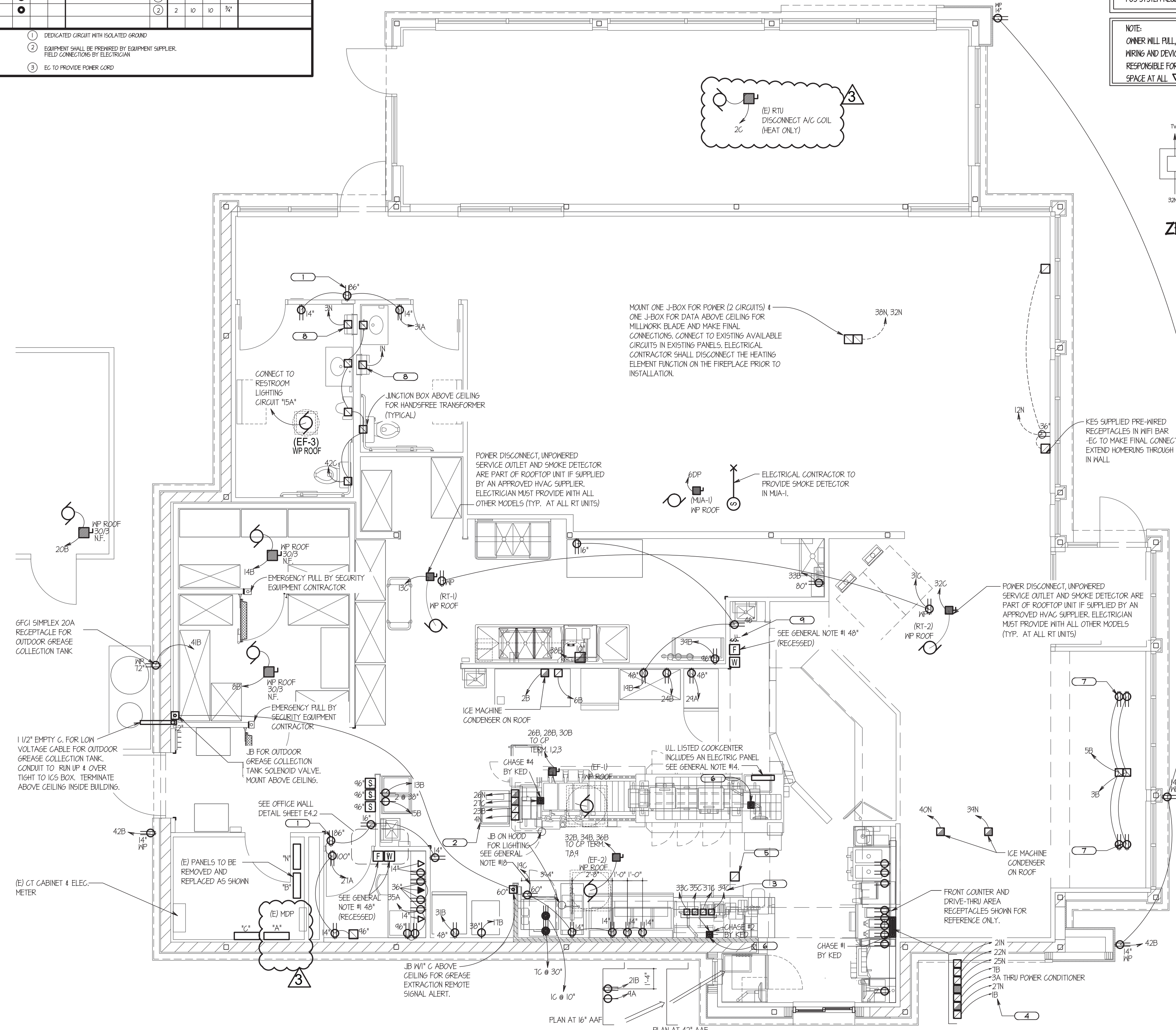
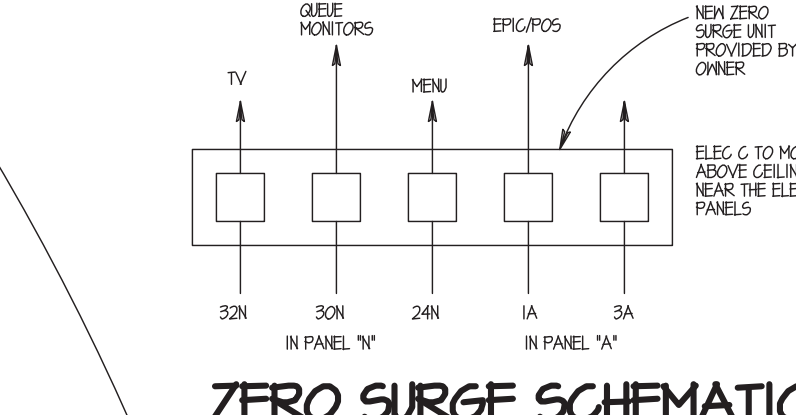
CIRCUIT NUMBER	SERVING	CHARACTERISTICS	UNIT LOCATION	DISCONNECT		STARTER			CONTROL				FEEDER	
				FACTORY INSTALLED	NEAR UNIT	MOTOR	NEAR UNIT	LOCATED	INTERLOCKED WITH	HAND-OFF-AUTO	SEE NOTE	NUMBER OF	GROUND SIZE	CONDUIT SIZE
RT-1	AACN - GAS	64	ROOF	○	○	○	○	○	○	○	○	EC 3	2 6 1/2"	6 1/2"
RT-2	AACN - GAS	58	ROOF	○	○	○	○	○	○	○	○	EC 3	2 6 1/2"	6 1/2"
RT-3	TRANE - GAS	71	ROOF	○	○	○	○	○	○	○	○	EC 3	2 6 1/2"	6 1/2"
RT-4	AACN - GAS	64	ROOF	○	○	○	○	○	○	○	○	EC 3	2 6 1/2"	6 1/2"
RT-5	TRANE - GAS	58	ROOF	○	○	○	○	○	○	○	○	EC 3	2 6 1/2"	6 1/2"
RT-6	TRANE - GAS	71	ROOF	○	○	○	○	○	○	○	○	EC 3	2 6 1/2"	6 1/2"
MIA-1	GAS	60	ROOF	○	○	○	○	○	○	○	○	EC 3	2 12 1/2"	1"
EF-1	GRILL EXHAUST	1 HP	ROOF	○	○	○	○	○	○	○	○	EC 3	12 12 3/4"	3/4"
EF-2	FRYER EXHAUST	1 HP	ROOF	○	○	○	○	○	○	○	○	EC 3	12 12 3/4"	3/4"
EF-3	RESTROOM EXHAUST	1 HP	ROOF	○	○	○	○	○	○	○	○	EC 2	12 12 3/4"	3/4"

GENERAL NOTES

- 120 VOLT NO. MOMENTARY CONTACT MICROSWITCH MOUNTED IN HOOD EXTINGUISHING SYSTEM SHALL OPERATE ON EXTINGUISHING SYSTEM SHALL CAUSE MICROSWITCH TO CLOSE TYPICAL OF 3 REFER TO SHEET #11.
- REFER TO SHEET E4.2 AND SITE PREPARATION GUIDE AS PREPARED BY THE VENDOR'S COMPANY. INFORMATION SYSTEMS DEPARTMENT FOR INSTALLATION OF POINT OF SALE CASH REGISTER SYSTEM.
- ELECTRICAL CONTRACTOR TO COORDINATE WORK WITH MECHANICAL, REFRIGERATION AND EQUIPMENT CONTRACTORS, INCLUDING COOLER/FREEZER WORK.
- ELECTRICAL CONTRACTOR TO VERIFY ALL ROUGH-IN DIMENSIONS AND POWER REQUIREMENTS WITH KITCHEN EQUIPMENT SUPPLIER PRIOR TO ROUGH-IN.
- ELECTRICAL CONTRACTOR TO HOOK UP FIELD CONNECTIONS WITHIN FRONT CONTROL, COOKCENTER PANEL CIRCUITS, REMOTE REFRIGERATION (ON ROOF) AND ICE MACHINE REMOTE UNIT (ON ROOF) AT TIME OF INSTALLATION.
- GENERAL CONTRACTOR IS TO VERIFY SIZE OF FAULT CURRENT COMING OFF PRIMARY SERVICE AND IS TO INQUIRE ITS COMPATIBILITY WITH WENDY'S DISTRIBUTION PANEL.
- GENERAL CONTRACTOR IS TO INQUIRE ADEQUATE CONDUIT SIZE FOR ELECTRICAL AND PHONE WIRING ON SITE AND INTO BUILDING.
- HEIGHTS INDICATED FOR RECEPTABLES AND JUNCTION BOXES ARE MEASURED FROM FINISH FLOOR TO THE CENTER OF THE BOX.
- ELECTRICAL CONTRACTOR IS RESPONSIBLE FOR INSTALLING ALL TELEPHONE LINES AND TERMINATIONS, VERIFY QUANTITY AND LOCATIONS WITH OWNER PRIOR TO BIDDING.
- ALL CIRCUITS MAY BE CORRECTED TO THE LEAST AMOUNT OF CONDUIT RUN UNLESS NOTED OTHERWISE.
- HVAC CONTRACTOR TO SUPPLY AND INSTALL WIRE FOR THERMOSTAT AND SMOKE DETECTOR CIRCUITS.
- ALL COVER PLATES TO BE SATIN FINISH STAINLESS STEEL IN BOH AREA, ALL OTHER AREAS TO HAVE WHITE COVER PLATES UNLESS NOTED OTHERWISE. ALL ELECTRICAL DEVICES (IE: SWITCHES, RECEPTABLES, ETC) SHALL BE WHITE UNLESS NOTED OTHERWISE.
- ALL 120V RECEPTABLES IN KITCHENS AND RESTROOMS TO HAVE GROUND-FULL CIRCUIT INTERRUPTER PROTECTION IF NOT PROVIDED IN ELECTRICAL PANELS. 120 VOLT RECEPTABLES IN UL LISTED EQUIPMENT CHASSE ARE EQUIPPED WITH GFCI RECEPTABLES BY THE MANUFACTURER. OTHER GFCI'S SHOWN SEPARATELY.
- COVERS TO BE ASSEMBLED AND PREPARED AT THE FACTORY, BEFORE SHIPMENT, WIRING IS DISCONNECTED FROM THE INCLUDED PANEL, COILED AND TAGGED. A LENGTH OF CONDUIT WIRING IS PROVIDED FOR THE REMOTE CONDENSING ROOFTOP UNIT. THE ELEC. CONTRACTOR SHALL POWER TO THE PANEL AND RECONNECTS ALL THE TAPPED WIRES IN THE PANEL INCLUDING THE CONDENSING UNIT CIRCUIT. ELEC. CONTRACTOR ALSO PROVIDES AND INSTALL WIRES CONNECTING THE GRILLE TO THE COOKCENTER PANEL.
- POWER DISCONNECT, UNPOWERED SERVICE OUTLET AND SMOKE DETECTOR ARE PART OF ROOFTOP UNIT IF SUPPLIED BY AN APPROVED HVAC SUPPLIER. ELECTRICAL CONTRACTOR MUST PROVIDE WITH ALL OTHER MODELS (TYP. AT ALL RT UNITS).
- RESTROOM EXHAUST FAN SHALL RUN CONTINUOUSLY DURING OPERATING HOURS. THE DEDICATED EXHAUST FAN CIRCUIT TO THE FAN CONTROL LIGHTING CONTROL (FCL) PANEL.
- REFER TO KITCHEN HOOD DRAWINGS FOR ADDITIONAL EXHAUST FAN CONTROL INFORMATION.
- FRONTLINE RECEPTACLE CIRCUIT SHALL BE ROUTED THRU CONTRACTOR TO BE SWITCHED BY HOOD CONTROL PANEL. COORDINATE REQUIREMENTS WITH HOOD MANUFACTURER.

NOTE:
 REFER TO SHEET E4.2 FOR DATA AND POS SYSTEM REQUIREMENTS

NOTE:
 OWNER WILL PULL, TERMINATE AND INSTALL ALL CAT5 WIRING AND DEVICES, ELECTRICAL CONTRACTOR IS ONLY RESPONSIBLE FOR THE BOX AND 1" CONDUIT TO CEILING SPACE AT ALL [] & []



POWER PLAN
 SCALE: 1/4"=1'

SITE NUMBER: 08186
BASE MODEL: CONVERSION
ASSET TYPE: FRANCHISE
CLASSIFICATION: GUT/REBUILD
OWNER: GC WEN MGMT
BASE VERSION: 2016 JAN
UPGRADE CLASSIFICATION: STANDARD BASE
PROJECT YEAR: 2017
FURNITURE PACKAGE: 2017
DESIGN BULLETINS: [None]

Wallin-Gomez Architects, Ltd.
 711 South Dearborn Street
 Suite 606
 Chicago, IL 60605
 Tel: 312-427-4702
 Fax: 312-427-6611
 e-mail: admin@wgald.com

Wendy's
 STORE #08186
 1600 RICHMOND AVENUE
 POINT PLEASANT BEACH, NJ 08742

REV.	DATE	DESCRIPTION
06-12-17	06-12-17	ISSUED FOR PERMIT & BID
06-28-17	06-28-17	STRUCTURAL REVISIONS
08-03-17	08-03-17	PERMIT REVISIONS
08-17-17	08-17-17	ELECTRICAL REVISIONS

PILOT DATE: 4/23/2018
 PROJECT NUMBER: 17022
 DRAWN BY: KFI/CL
 CHECKED BY: DJ/W

NOTICE: THIS DOCUMENT CONTAINS PROPRIETARY INFORMATION. IT SHALL NOT BE USED OR REPRODUCED OR ITS CONTENTS DISCLOSED, IN WHOLE OR IN PART, WITHOUT THE PRIOR WRITTEN CONSENT OF WALLIN/GOMEZ ARCHITECTS, LTD.

THESE DRAWINGS HAVE BEEN PREPARED AT AND / OR UNDER MY SUPERVISION AND TO THE BEST OF MY KNOWLEDGE AND BELIEF CONFORM AND COMPLY WITH THE REQUIREMENTS OF THE DEPARTMENT OF BUILDING AND CODES HAVING JURISDICTION.

STATE OF NEW JERSEY
 #1A101913600
 REGISTERED ARCHITECT
 DONALD J. WALLIN
 EXPIRATION DATE: 7/31/2019

SHEET NAME
POWER PLAN

SHEET NUMBER
E2.1

PANEL "B" SCHEDULE table with columns: CT, LOAD DESCRIPTION, A, B, C, BREAKER, A, B, C, LOAD DESCRIPTION, CT, NOTES. Includes N.E.C. LOAD ANALYSIS FOR PANEL "B" (INCLUDING SUB-FEEDS) table with columns: LOAD DESCRIPTION, DEMAND, PHASE A (VA), PHASE B (VA), PHASE C (VA), TOTAL (VA).

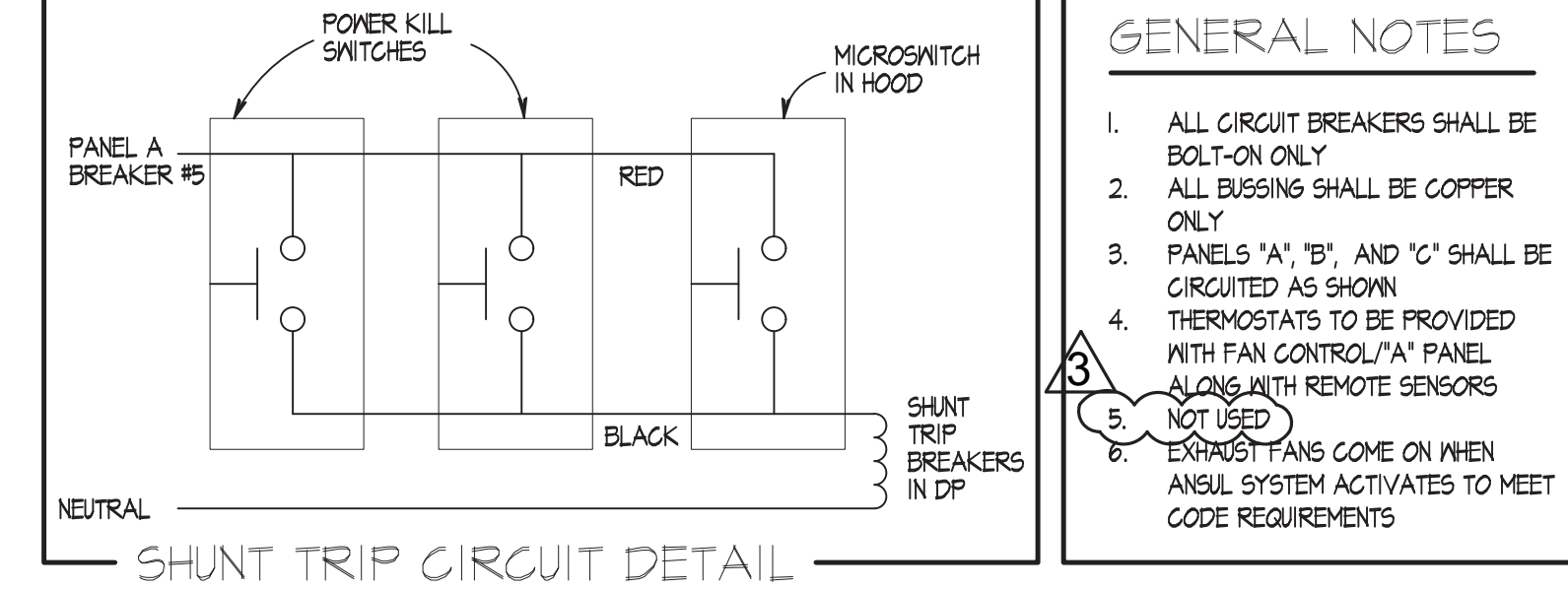
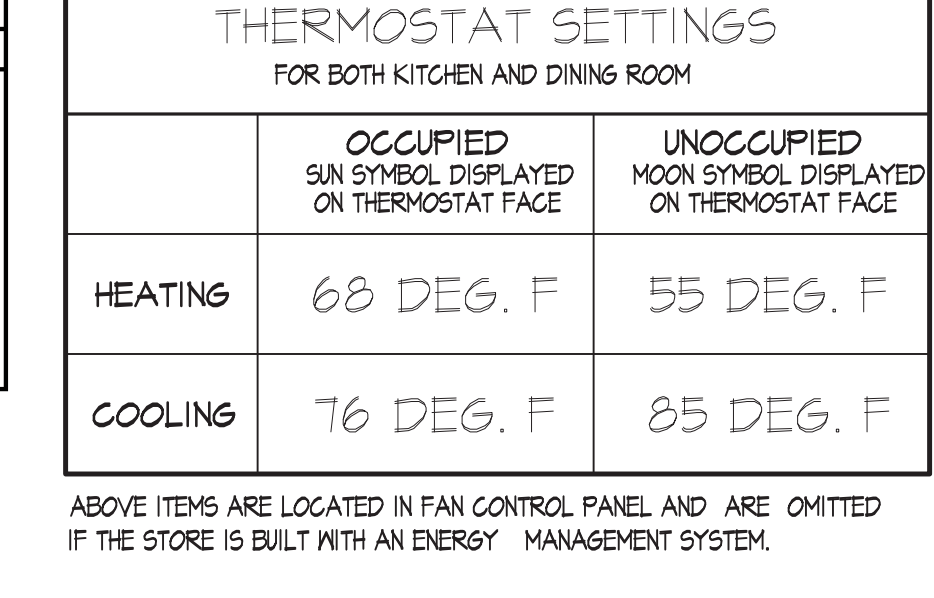
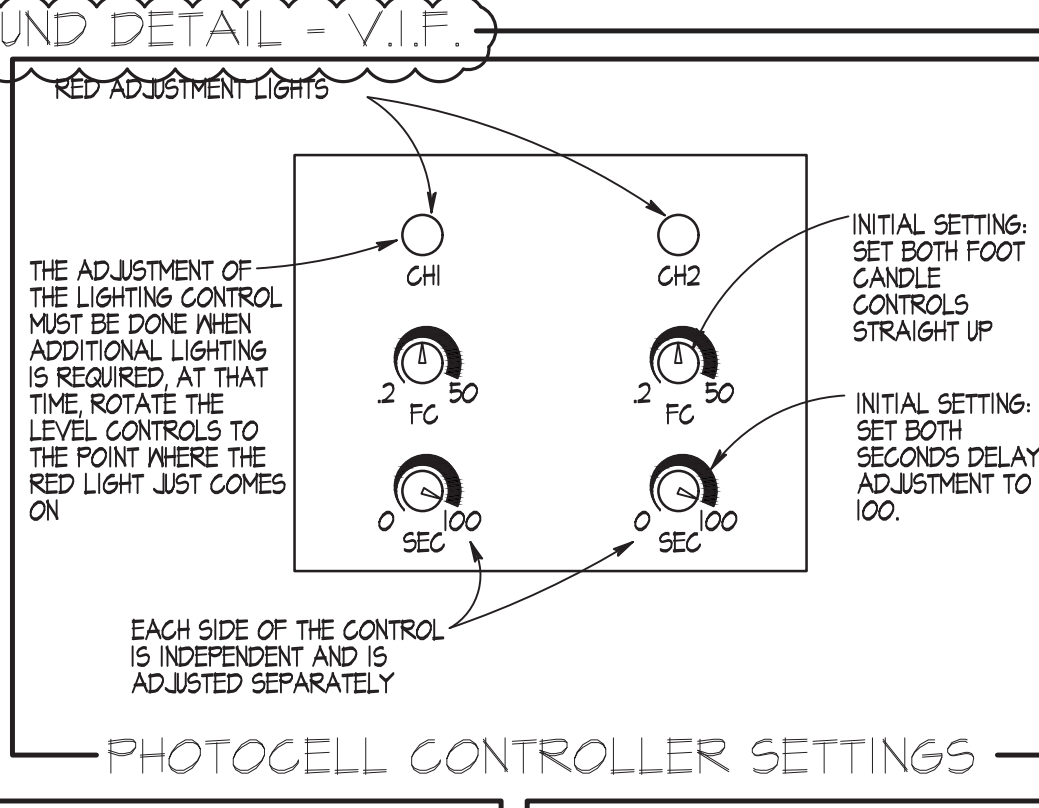
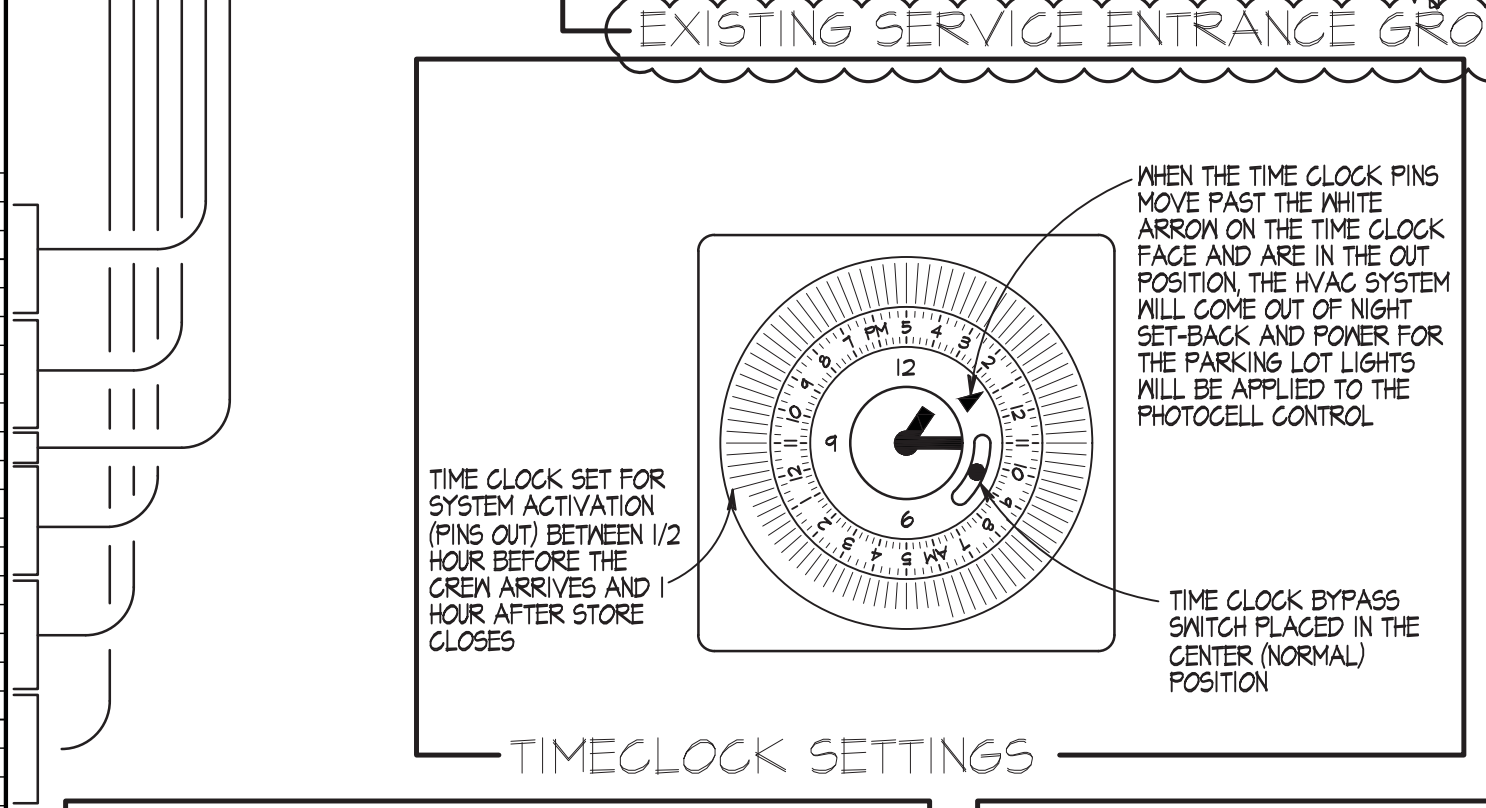
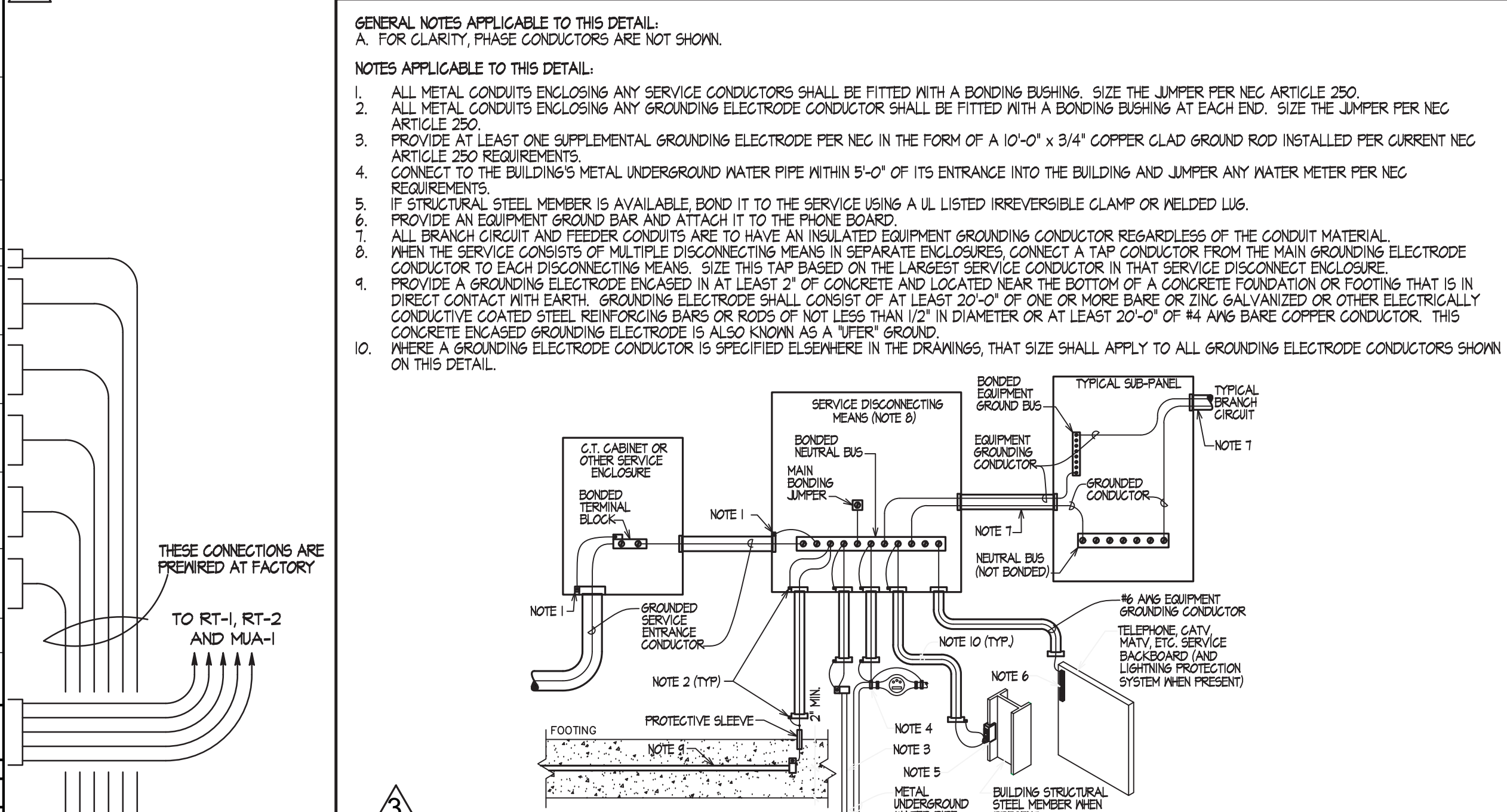
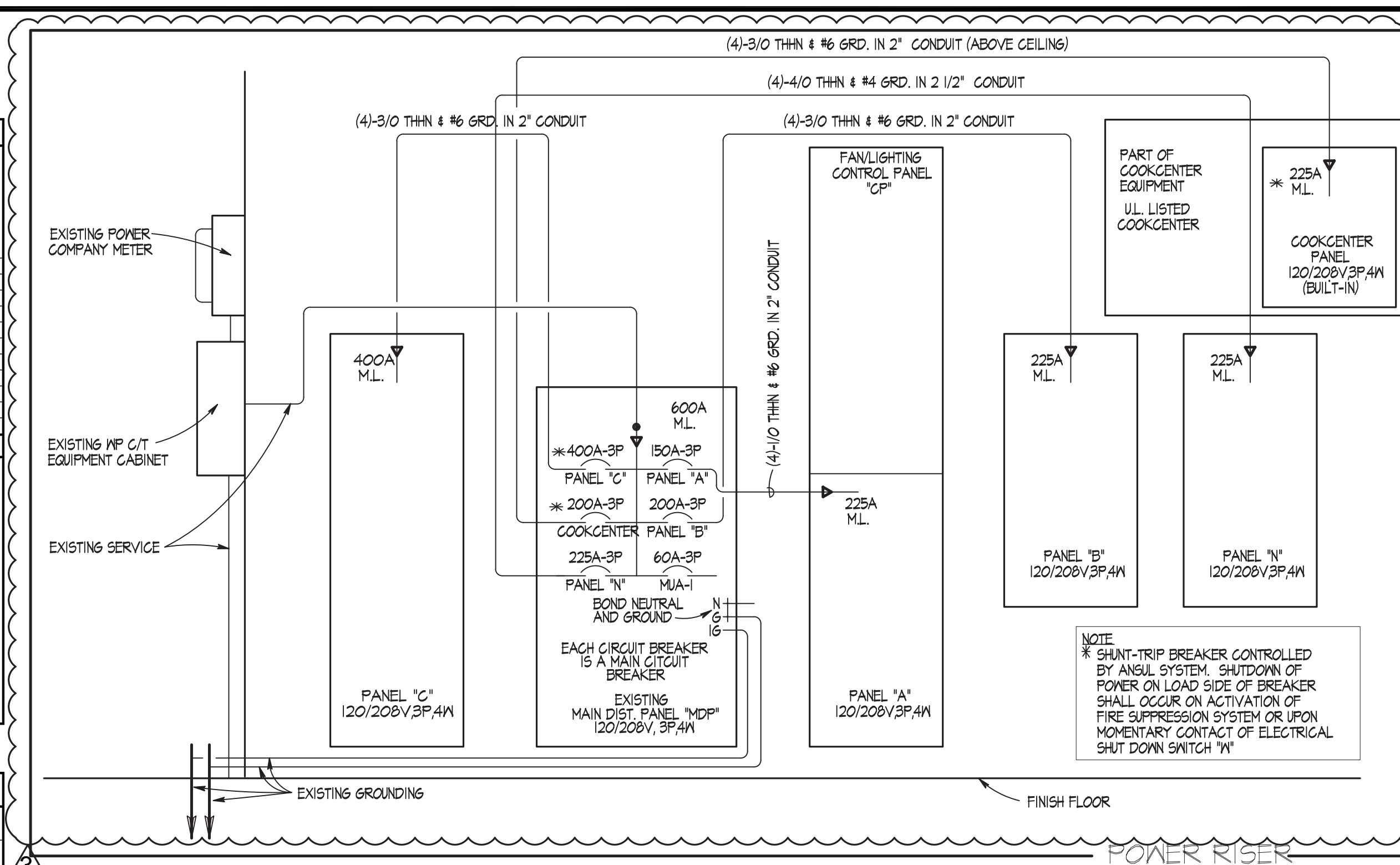
PANEL "C" SCHEDULE table with columns: CT, LOAD DESCRIPTION, A, B, C, BREAKER, A, B, C, LOAD DESCRIPTION, CT, NOTES. Includes N.E.C. LOAD ANALYSIS FOR PANEL "C" (INCLUDING SUB-FEEDS) table with columns: LOAD DESCRIPTION, DEMAND, PHASE A (VA), PHASE B (VA), PHASE C (VA), TOTAL (VA).

PANEL "N" SCHEDULE table with columns: CT, LOAD DESCRIPTION, A, B, C, BREAKER, A, B, C, LOAD DESCRIPTION, CT, NOTES. Includes N.E.C. LOAD ANALYSIS FOR PANEL "N" (INCLUDING SUB-FEEDS) table with columns: LOAD DESCRIPTION, DEMAND, PHASE A (VA), PHASE B (VA), PHASE C (VA), TOTAL (VA).

PANEL "A" SCHEDULE table with columns: CT, LOAD DESCRIPTION, A, B, C, BREAKER, A, B, C, LOAD DESCRIPTION, CT, NOTES. Includes N.E.C. LOAD ANALYSIS FOR PANEL "A" (INCLUDING SUB-FEEDS) table with columns: LOAD DESCRIPTION, DEMAND, PHASE A (VA), PHASE B (VA), PHASE C (VA), TOTAL (VA). Includes notes on specifications.

(EXISTING) PANEL "MDP" SCHEDULE table with columns: CT, LOAD DESCRIPTION, A, B, C, BREAKER, A, B, C, LOAD DESCRIPTION, CT, NOTES. Includes N.E.C. LOAD ANALYSIS FOR SWITCHBOARD "MDP" (INCLUDING SUBFEEDS) table with columns: LOAD DESCRIPTION, DEMAND, PHASE A (VA), PHASE B (VA), PHASE C (VA), TOTAL (VA).

FAN AND LIGHTING CONTROL (CP) SUPPLY/LOAD CONNECTIONS table with columns: TB, CONNECTION (CONTACTOR), FUNCTION (FACTORY CONNECTIONS). Includes THERMOSTATS AND LOW VOLTAGE HVAC CONTROL CONNECTIONS table.



Wendy's
STORE #08186
1600 RICHMOND AVENUE
POINT PLEASANT BEACH, NJ 08742

SITE NUMBER:	08186
BASE MODEL:	CONVERSION
ASSET TYPE:	FRANCHISE
CLASSIFICATION:	GUT/REBUILD
OWNER:	GC WEN MGMT
BASE VERSION:	2016 JAN
UPGRADE CLASSIFICATION:	STANDARD BASE
PROJECT YEAR:	2017
FURNITURE PACKAGE:	2017
DESIGN BULLETINS:	

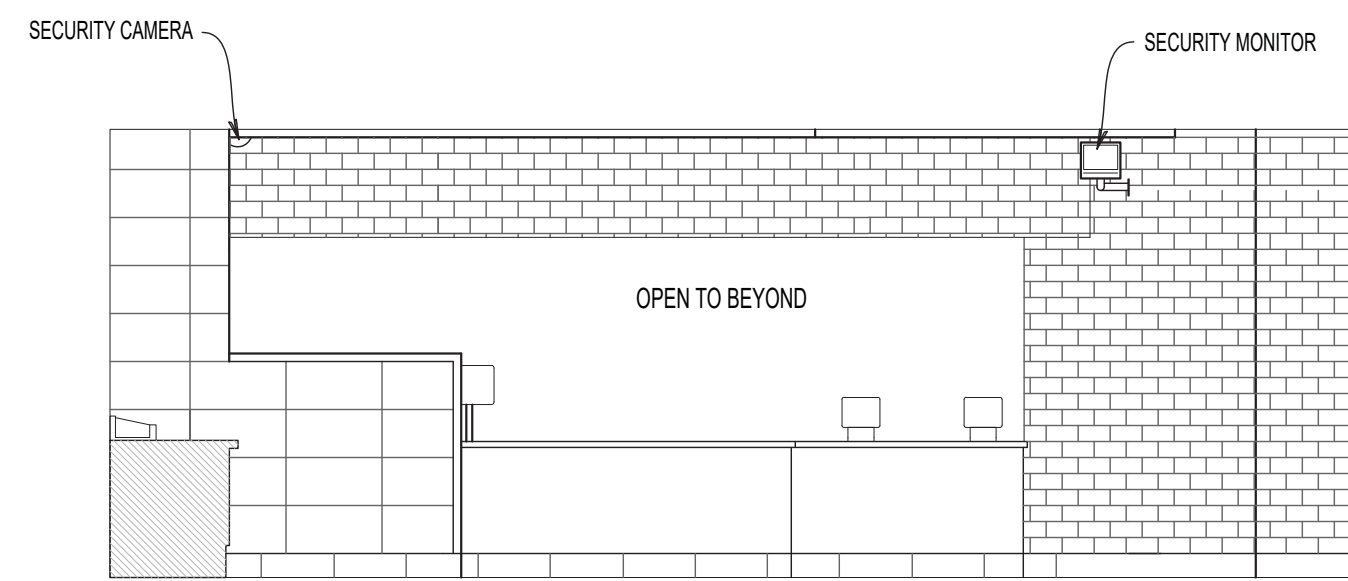
Wallin-Gomez Architects, Ltd.
711 South Dearborn Street
Suite 606
Chicago, IL 60605
Tel: 312-427-4702
Fax: 312-427-6611
e-mail: admin@wgaltd.com

REV	DATE	DESCRIPTION
	06-12-17	ISSUED FOR PERMIT & BID
	06-28-17	STRUCTURAL REVISIONS
	08-03-17	PERMIT REVISIONS
	08-17-17	ELECTRICAL REVISIONS

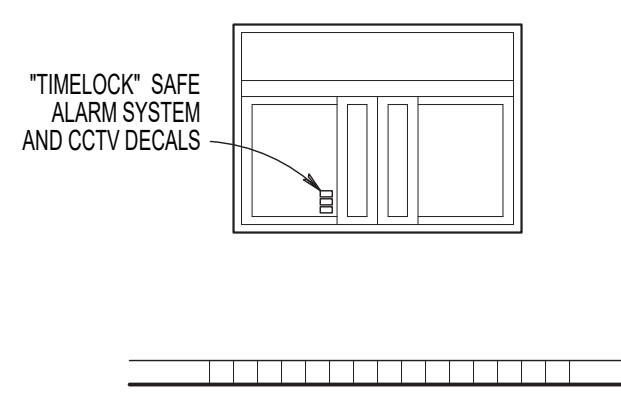
NOTICE: THIS DOCUMENT CONTAINS PROPRIETARY INFORMATION. IT SHALL NOT BE USED OR REPRODUCED OR ITS CONTENTS DISCLOSED, IN WHOLE OR IN PART, WITHOUT THE PRIOR WRITTEN CONSENT OF WALLIN / GOMEZ ARCHITECTS, LTD.

STATE OF NEW JERSEY
#1A101913600
REGISTERED ARCHITECT
DONALD J. WALLIN
EXPIRATION DATE: 7/31/2019

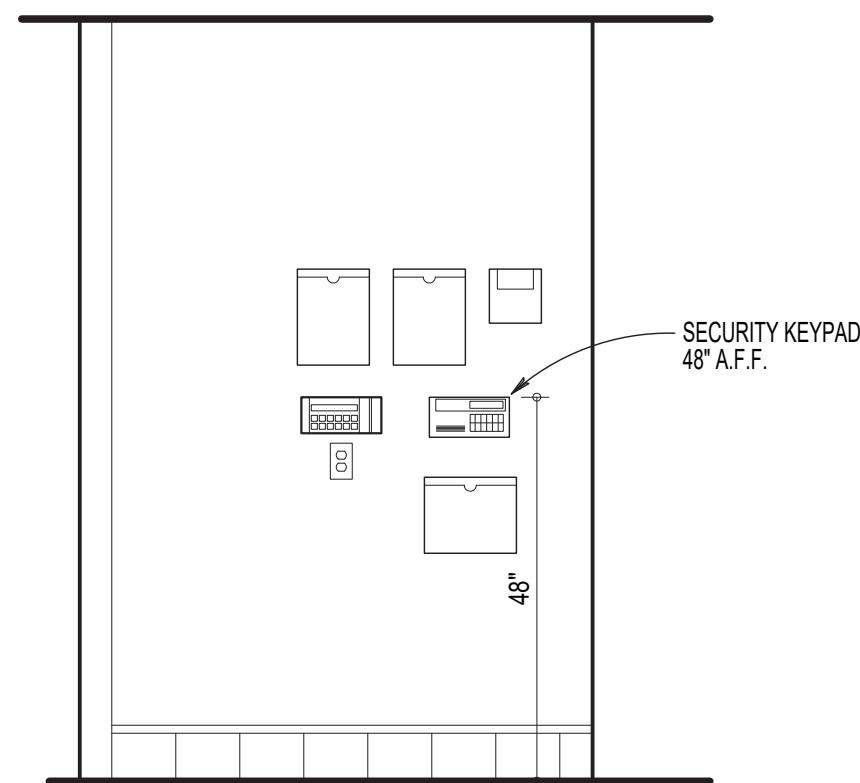
SHEET NUMBER
ELECTRICAL DISTRIBUTION
E3.1



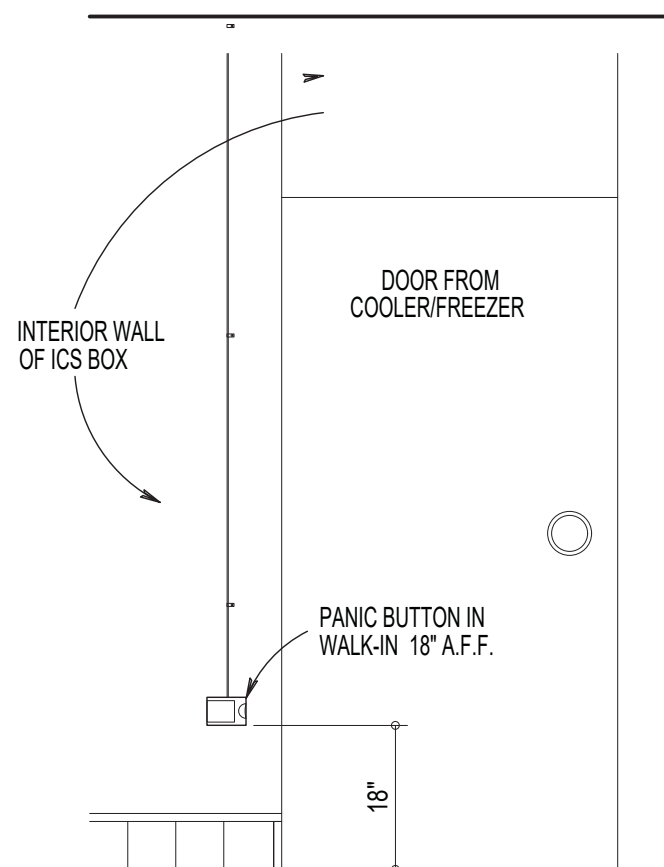
1 SECURITY CAMERA/MONITOR LOCATION
SCALE: 1/2" = 1'-0"
INTERIOR ELEVATION OF REAR COUNTER



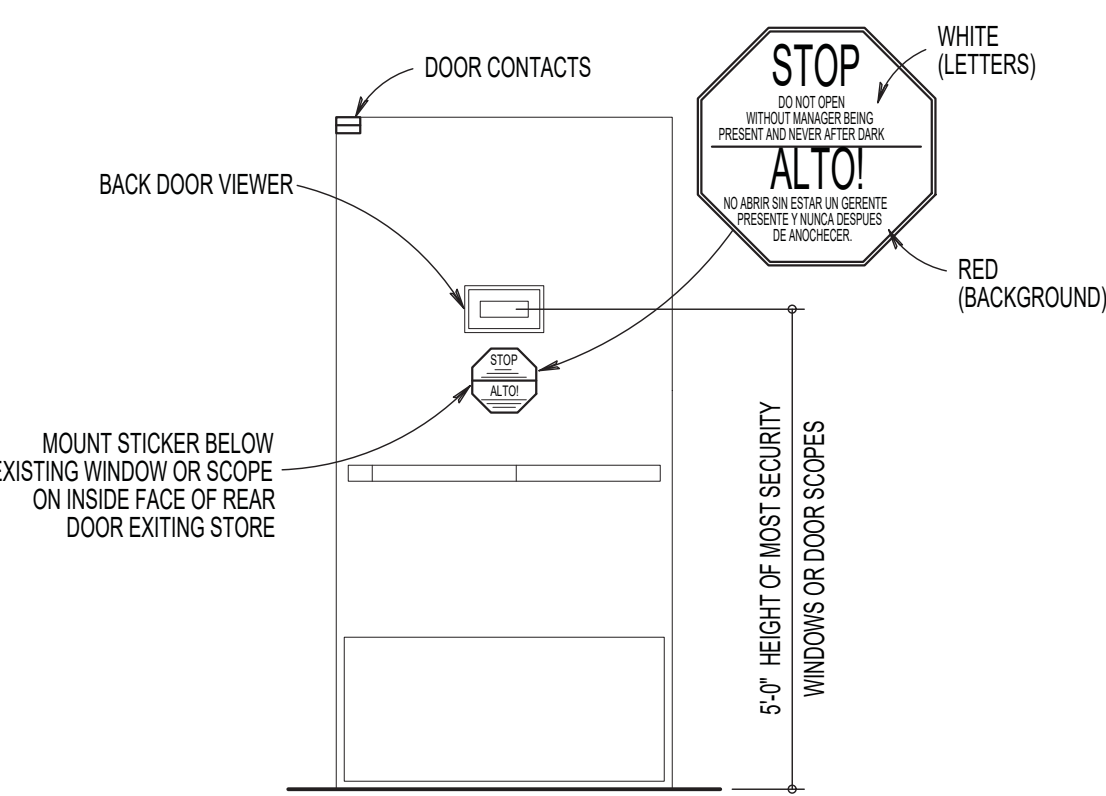
2 PUW DECALS
SCALE: 1/2" = 1'-0"
INTERIOR ELEVATION OF PICK-UP WINDOW



3 SECURITY KEYPAD LOCATION
SCALE: 1/2" = 1'-0"
PATIO



4 WALK-IN PANIC BUTTON
SCALE: 1/2" = 1'-0"
INTERIOR ELEVATION OF COOLER/FREEZER



5 SECURITY SIGN LOCATION
SCALE: 1/2" = 1'-0"
INTERIOR ELEVATION OF REAR DOOR

SECURITY CAMERA LOCATIONS			
CAMERA LOCATION	LEVEL REQUIRED	CAMERA LOCATION	LEVEL REQUIRED
C1 DINING ROOM #1	LEVEL 1 THRU 3	C7 BATHROOM HALLWAY	LEVEL 1 THRU 3
C2 DINING ROOM #2	LEVEL 1 THRU 3	C8 PATIO	LEVEL 1 THRU 3
C3 FRONT COUNTER	LEVEL 1 THRU 3	C9 EXTERIOR MENUBOARD	LEVEL 2 & 3 ONLY
C4 PICK-UP WINDOW	LEVEL 1 THRU 3	C10 DRIVE-THRU #1	LEVEL 3 ONLY
C5 STORAGE	LEVEL 1 THRU 3	C11 DRIVE-THRU #2	LEVEL 3 ONLY
C6 BACK DOOR	LEVEL 1 THRU 3	C12/C12A MAIN ENTRANCE DOOR	LEVEL 3 ONLY

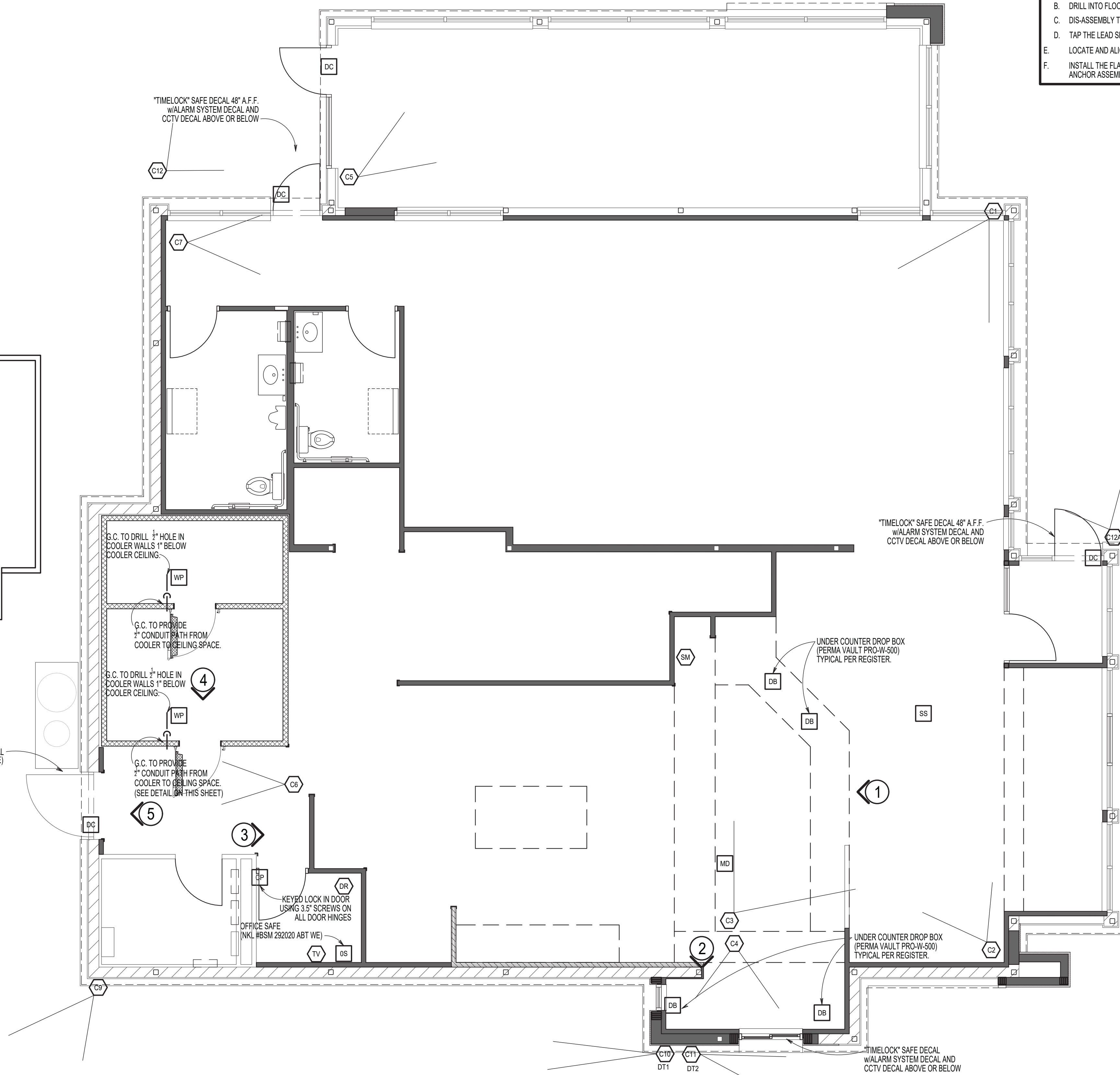
SAFE INSTRUCTIONS
(SAFE INSTALLED BY LOCKSMITH)

- THE SAFE IS PROVIDED WITH A 3/4" DIAMETER ANCHOR HOLE IN THE BOTTOM, ALONG WITH A LEAD SHIELD ANCHOR ASSEMBLY FOR FIELD INSTALLATION.
- SAFE ANCHORING TO BE DONE BY LOCKSMITH.
- THE SAFE IS TO BE ANCHORED TO THE FLOOR TO MAXIMIZE SECURITY.
- FOR PROPER INSTALLATION FOLLOW STEPS BELOW (ANCHOR ASSEMBLY 1/2-13 THREAD)
 - MARK THE AREA DESIRED FOR ANCHORING
 - DRILL INTO FLOOR WITH A 1" DIAMETER MASONRY BIT 1" DEEP
 - DIS-ASSEMBLY THE ANCHORING BOLT/WASHER FROM THE LEAD SHIELD ASSEMBLY
 - TAP THE LEAD SHIELD ANCHOR IN THE FLOOR FLUSH WITH THE SURFACE
- LOCATE AND ALIGN THE HOLE IN THE BOTTOM OF THE SAFE WITH THE LEAD SHIELD ANCHOR IN THE FLOOR
- INSTALL THE FLAT WASHER/BOLT THROUGH THE BOTTOM OF THE SAFE AND TIGHTEN SECURELY. BY DOING SO, THE SLEEVE ON THE ANCHOR ASSEMBLY WILL SWELL, WEDGING THE ANCHOR TO THE FLOOR.

SECURITY ITEMS		
MARK	ITEM	MOUNTING NOTES
DC	DOOR CONTACTS	IN FRAME HEAD ON LATCH SIDE OF OPENING
MD	MOTION DETECTOR (360° CEILING MOUNT)	CEILING MOUNT
WP	WALK-IN PANIC BUTTON	WALL MOUNT 12 TO 18" A.F.F.
KP	KEYPAD	WALL MOUNT 65" A.F.F.
CP	CONTROL PANEL	WALL MOUNT ABOVE DOOR
SS	SIREN / STROBE	SIREN JUST ABOVE CEILING STROBE SURFACE MOUNTED ON CEILING
OS	OFFICE SAFE	SEE SAFE INSTRUCTIONS
DB	DROPOX	BOLTED DOWN UNDER REGISTER(S)
Cx	CAMERA	WALL MOUNT 8" BELOW CEILING --OR-- CEILING MOUNT
SM	SECURITY MONITOR	WALL MOUNT TIGHT TO UNDERSIDE OF CEILING ADDITIONAL 110 AC POWER REQUIRED
DR	DVR	MOUNTED INSIDE UPPER CABINET IN MANAGERS OFFICE. ADDITIONAL 110 AC POWER REQUIRED

GENERAL NOTES

- THIS SHEET DEPICTS REQUIREMENTS FOR BUILDING SECURITY
- SECURITY SYSTEM INSTALLER TO PROVIDE ALL DEVICES AND WIRING UNLESS NOTED OTHERWISE
- SEE RESPONSIBILITY SCHEDULE ON SHEET A6.1
- SEE SHEETS E2.1 AND E4.2 FOR ADDITIONAL J-BOXES AND CONDUIT REQUIRED FOR SECURITY SYSTEM



SITE NUMBER: 08186
BASE MODEL: CONVERSION
ASSET TYPE: FRANCHISE
CLASSIFICATION: GUT/REBUILD
OWNER: GC WEN MGMT
BASE VERSION: 2016 JAN
UPGRADE CLASSIFICATION: STANDARD BASE
PROJECT YEAR: 2017
FURNITURE PACKAGE: 2017
DESIGN BULLETINS:

Wallin • Gomez Architects, Ltd.
711 South Dearborn Street
Suite 606
Chicago, IL 60605
Tel: 312-427-4702
Fax: 312-427-6611
e-mail: admin@wgaltd.com

Wendy's
STORE #08186
1600 RICHMOND AVENUE
POINT PLEASANT BEACH, NJ 08742

REV.	DATE	DESCRIPTION
06-12-17		ISSUED FOR PERMIT & BID
06-28-17		STRUCTURAL REVISIONS
08-03-17		PERMIT REVISIONS
08-17-17		ELECTRICAL REVISIONS

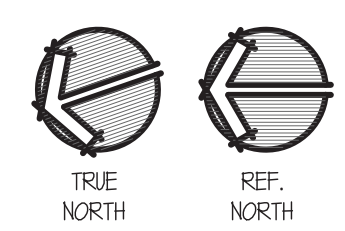
PROJ. DATE: 4/23/2018
PROJECT NUMBER: 17022
DRAWN BY: KFI/CL
CHECKED BY: DJW

NOTICE: THIS DOCUMENT CONTAINS PROPRIETARY INFORMATION. IT SHALL NOT BE USED OR REPRODUCED OR ITS CONTENTS DISCLOSED, IN WHOLE OR IN PART WITHOUT THE PRIOR WRITTEN CONSENT OF WALLIN / GOMEZ ARCHITECTS, LTD.

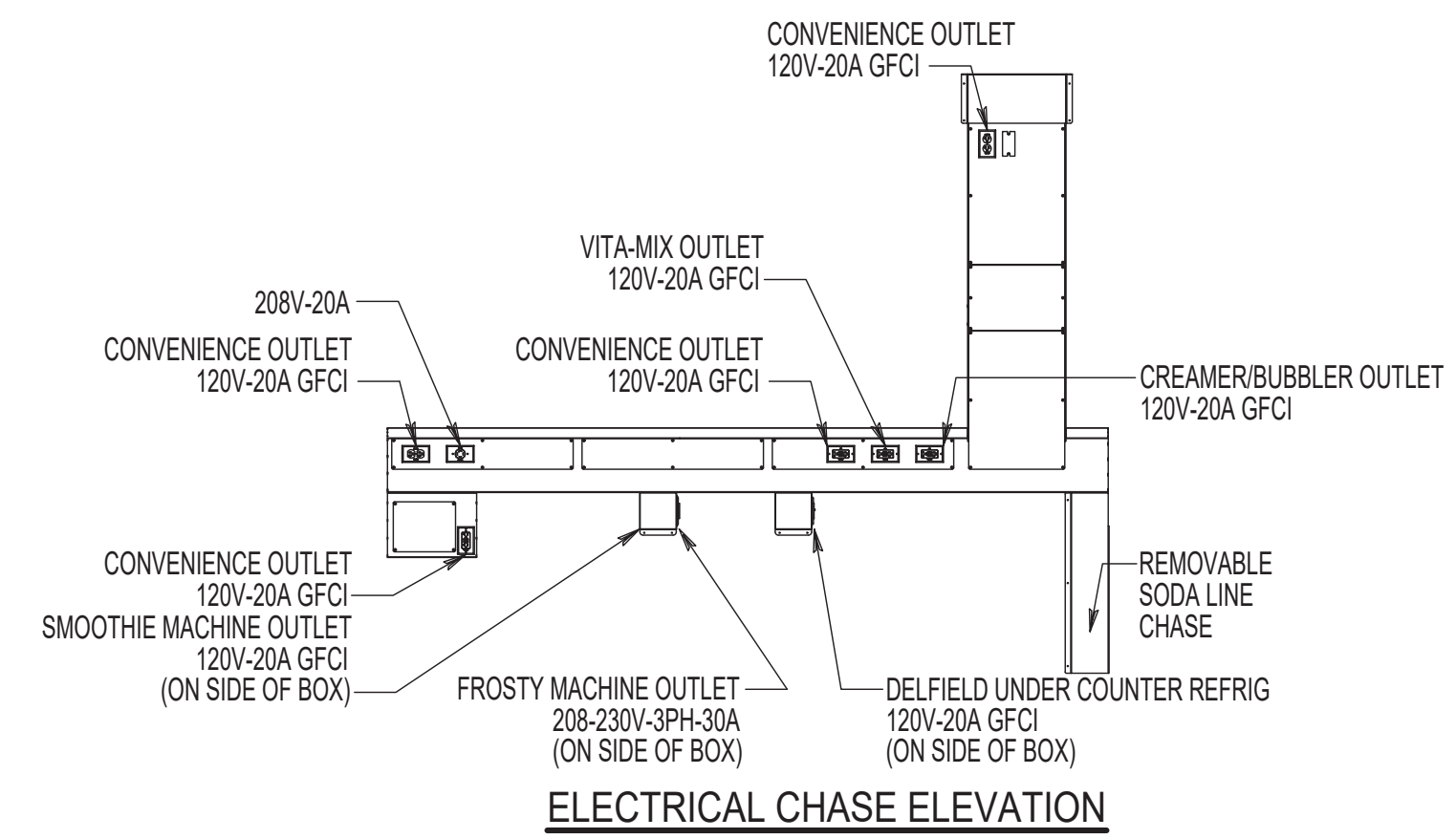
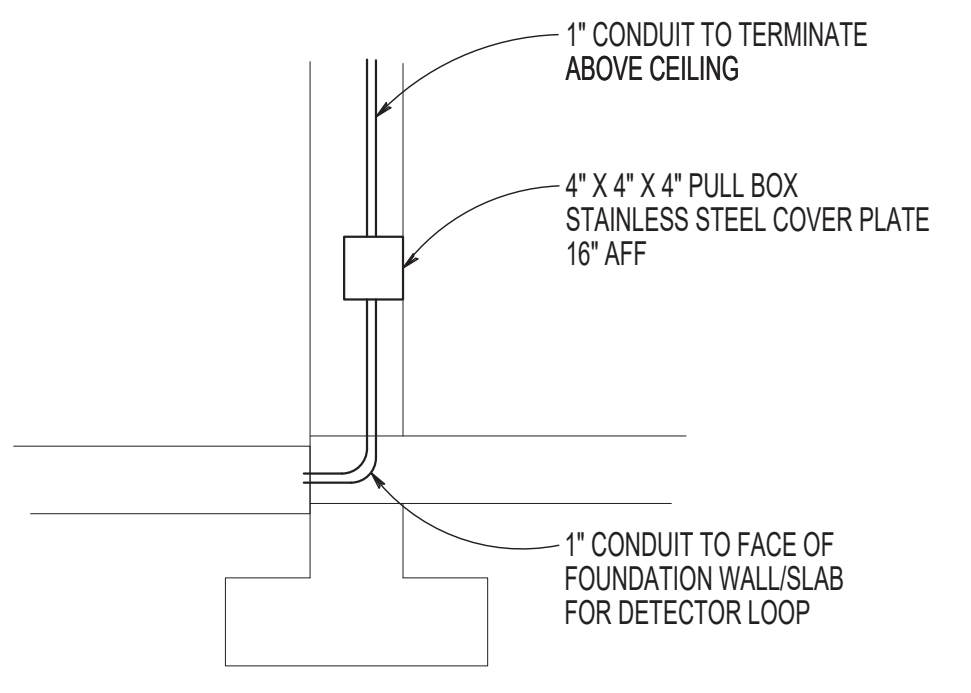
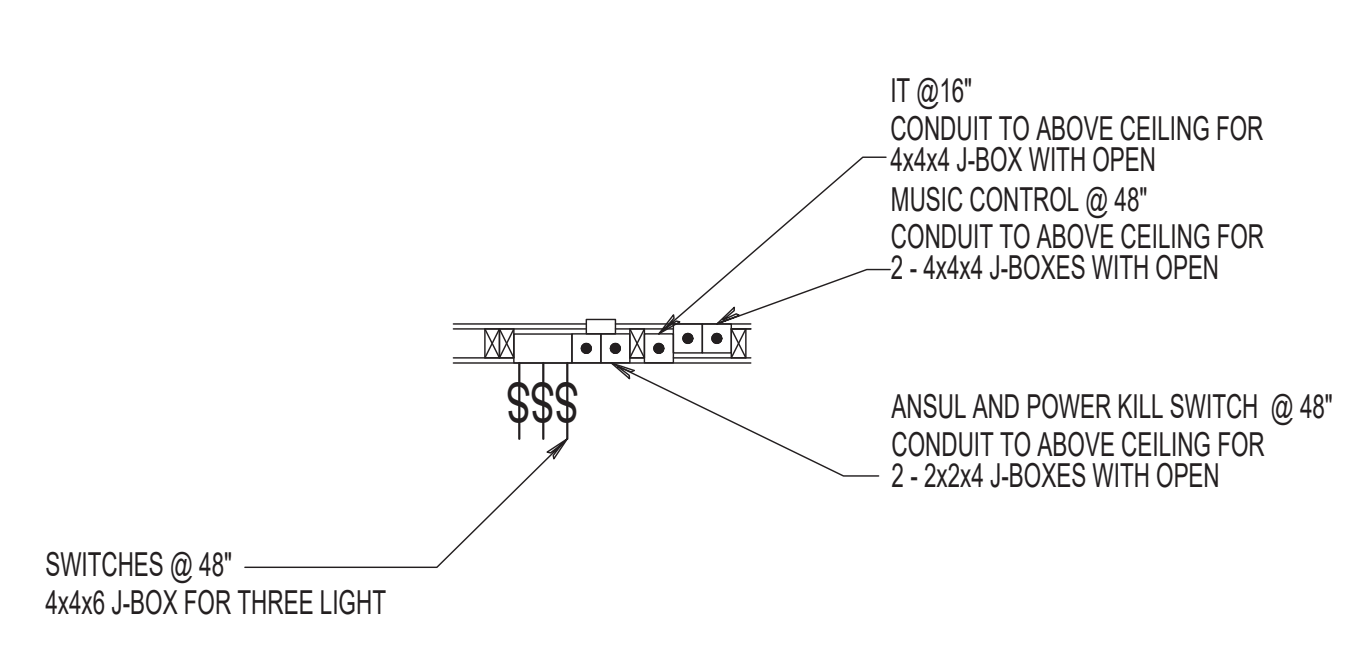
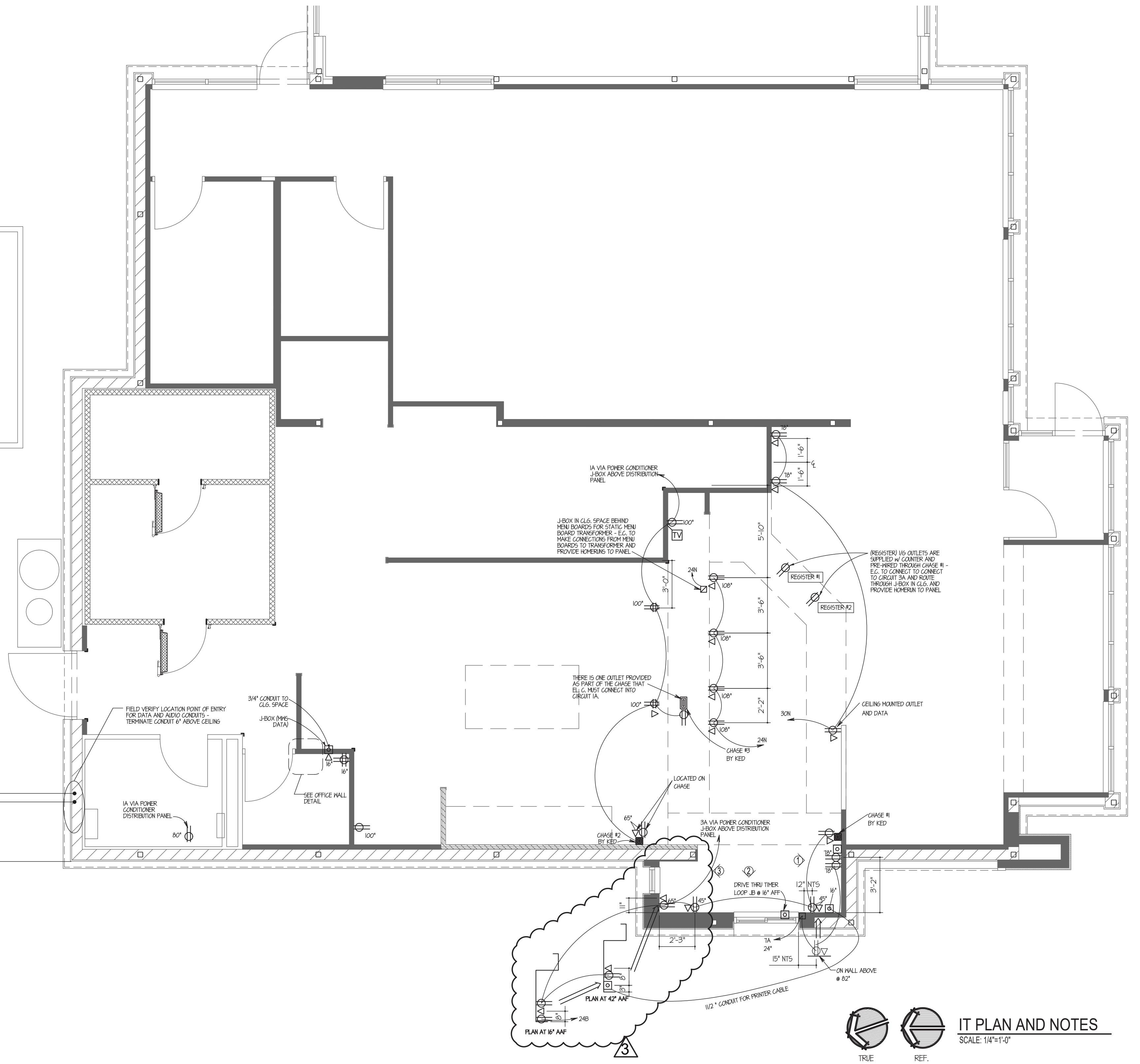
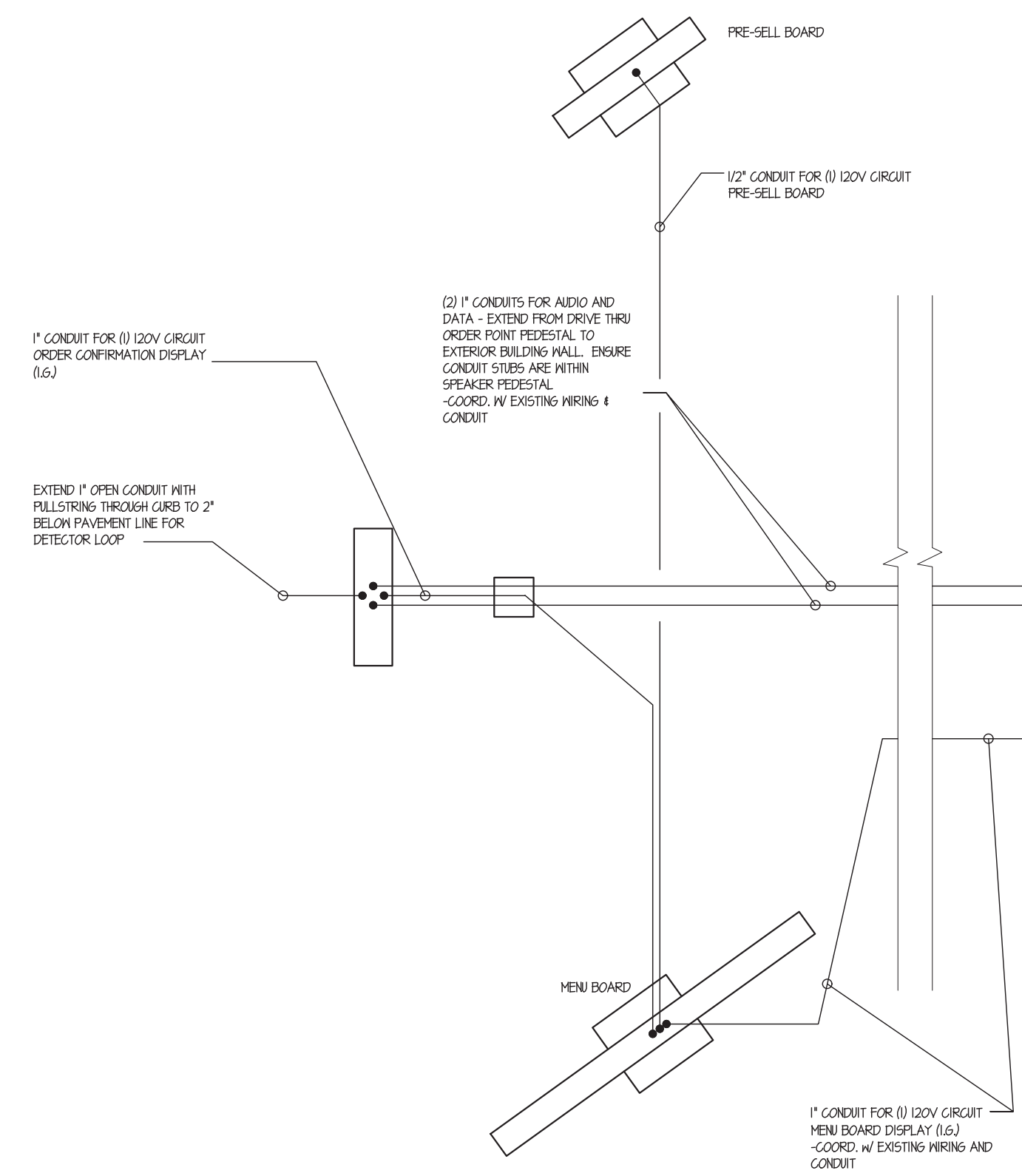
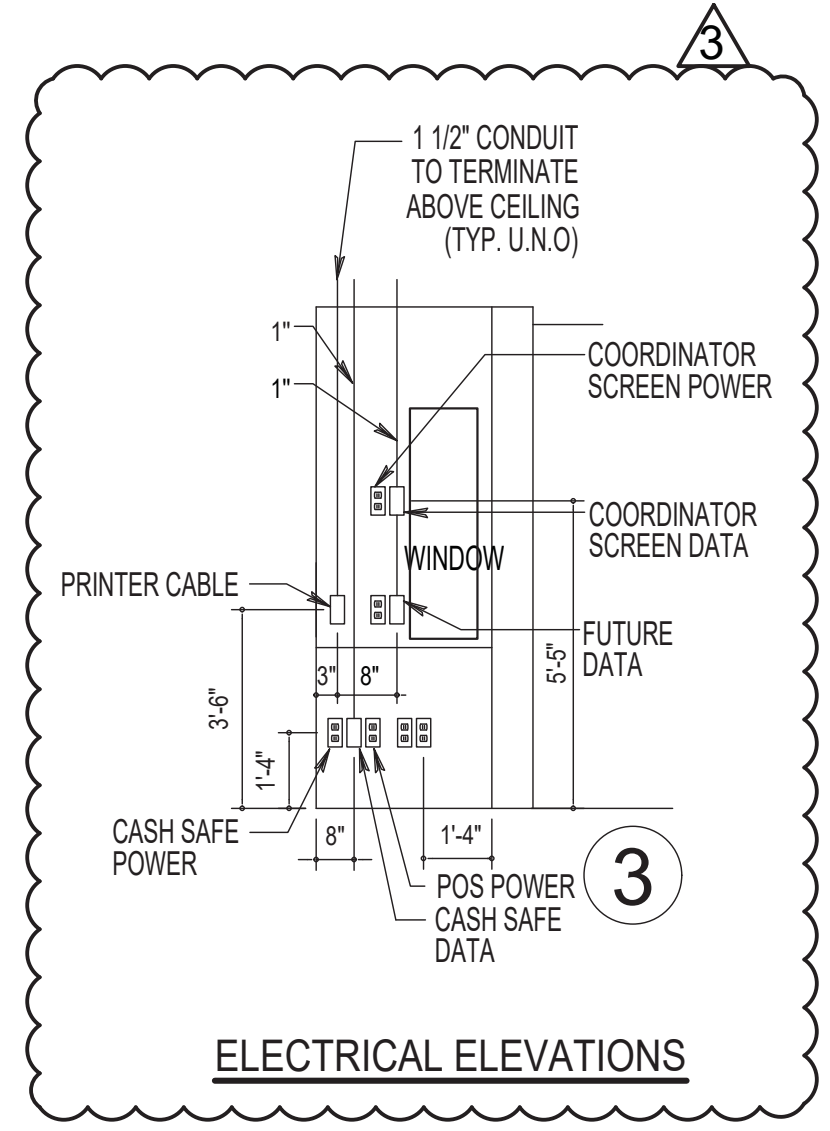
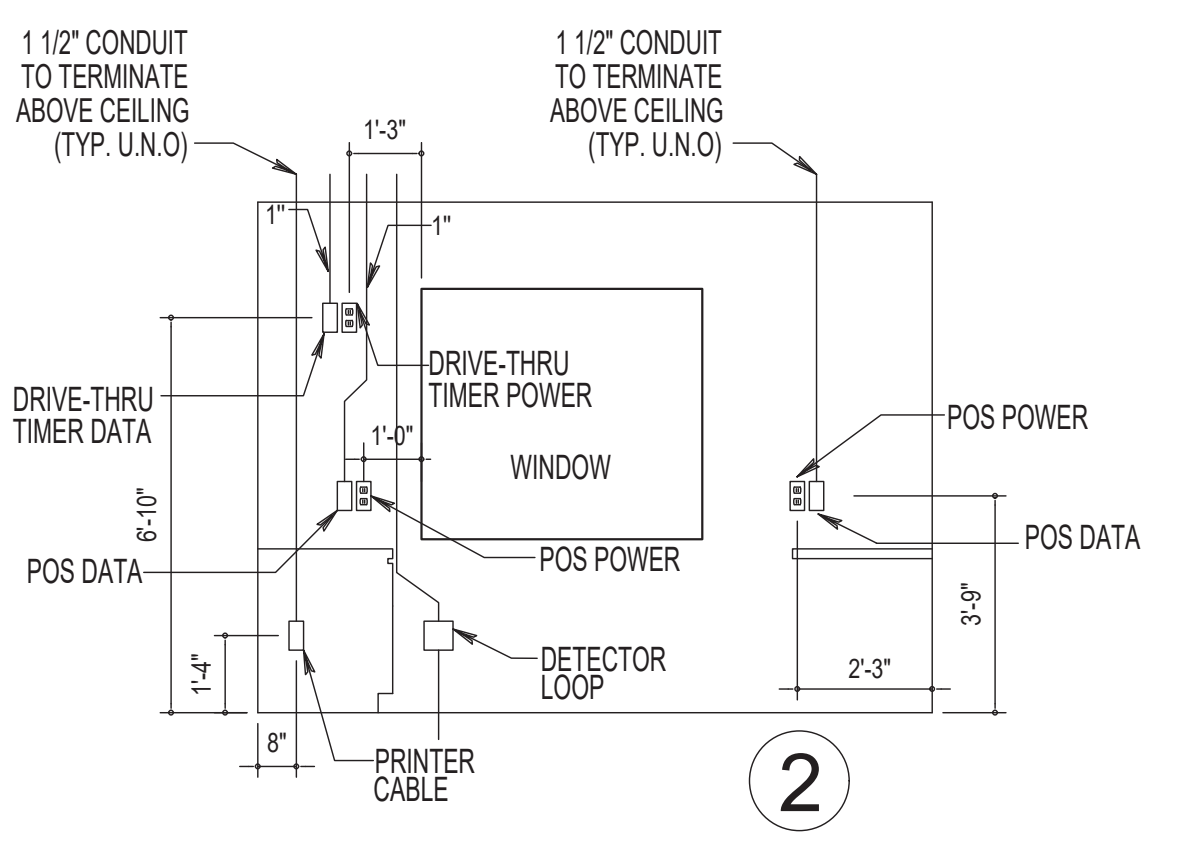
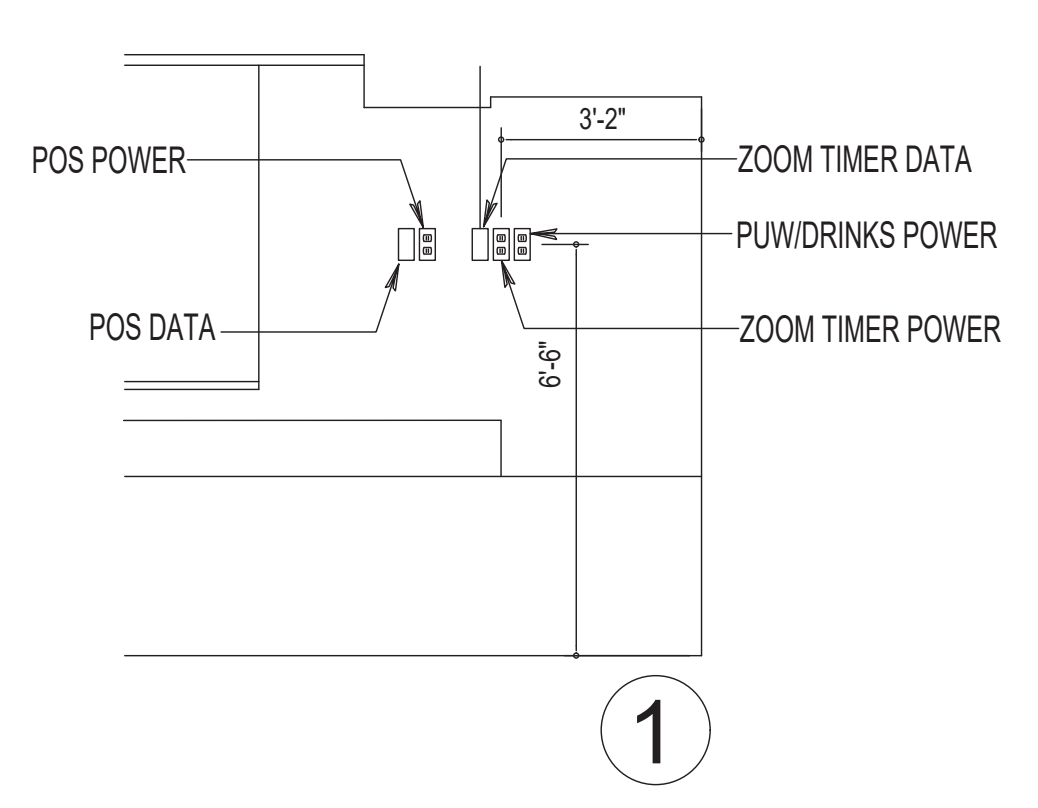
STATE OF NEW JERSEY
#1A101913600
REGISTERED ARCHITECT
DONALD J. WALLIN
EXPIRATION DATE: 7/31/2019

SHEET NAME
SECURITY PLAN

SHEET NUMBER
E4.1



SECURITY PLAN
SCALE: 1/4" = 1'-0"



- GENERAL NOTES:**
- THE CONDUIT AND OUTLET LOCATIONS SHOWN ON THIS SHEET ARE FOR THE POINT OF SALE REGISTER SYSTEM ONLY. ALTERNATE P.O.S. SUPPLIERS MUST CONFORM TO THIS LAYOUT OR PROVIDE THE OWNER AND/OR GENERAL CONTRACTOR WITH WIRING DIAGRAMS AND INSTALLATION DETAILS BEFORE THE ELECTRICAL CONTRACTOR STARTS ANY WORK.
 - THE CONDUITS, J-BOXES AND OUTLETS SHOWN ARE INSTALLED BY ELECTRICAL CONTRACTOR AND ARE NOT IN ADDITION TO THOSE INDICATED ON SHEET E2.1. ALL ITEMS SHOWN ARE TO CLARIFY AND EMPHASIZE THE IMPORTANCE OF PROPER PLACEMENT.
 - ALL CONDUITS SHOULD BE STEEL FLEX OR PLASTIC STUBBED OUT ABOVE THE CEILING LINE AND TERMINATED INTO A J-BOX AS NOTED AND CAPABLE OF ACCEPTING A FACEPLATE COVER. SEE DETAIL THIS SHEET.
 - ALL J-BOXES SHOULD BE INSTALLED IN SUCH A WAY THAT THEY ARE NOT BLOCKED BY OTHER EQUIPMENT OR STRUCTURAL COMPONENTS.
 - ALL RECEPTACLES SHOWN ON THIS SHEET TO BE IG (ISOLATED GROUND) AND BE APPROPRIATELY MARKED (ORANGE FACE OR ORANGE TRIANGLE) - HUBBELL IGS32 OR EQUAL.
 - ALL CABLE ACCESS OPENINGS THRU S/S MUST HAVE RUBBER OR PLASTIC GROMMETS INSTALLED.
 - HEIGHTS INDICATED FOR RECEPTACLES AND J-BOXES ARE MEASURED FROM FINISH FLOOR TO THE CENTER OF BOX.

SITE NUMBER:	08186
BASE MODEL:	CONVERSION
ASSET TYPE:	FRANCHISE
CLASSIFICATION:	GUT/REBUILD
OWNER:	GC WEN MGMT
BASE VERSION:	2016 JAN
UPGRADE CLASSIFICATION:	STANDARD BASE
PROJECT YEAR:	2017
FURNITURE PACKAGE:	2017
DESIGN BULLETINS:	

Wallin • Gomez Architects, Ltd.
 711 South Dearborn Street
 Suite 606
 Chicago, IL 60605
 Tel: 312-427-4702
 Fax: 312-427-6611
 e-mail: admin@wgald.com

Wendy's
 STORE #08186
 1600 RICHMOND AVENUE
 POINT PLEASANT BEACH, NJ 08742

REV	DATE	DESCRIPTION
06-12-17		ISSUED FOR PERMIT & BID
06-28-17		STRUCTURAL REVISIONS
08-03-17		PERMIT REVISIONS
08-17-17		ELECTRICAL REVISIONS

PROJECT DATE: 4/23/2018
 PROJECT NUMBER: 17022
 DRAWN BY: KP/CL
 CHECKED BY: DJW

NOTICE: THIS DOCUMENT CONTAINS PROPRIETARY INFORMATION. IT SHALL NOT BE USED OR REPRODUCED OR ITS CONTENTS DISCLOSED, IN WHOLE OR IN PART WITHOUT THE PRIOR WRITTEN CONSENT OF WALLIN / GOMEZ ARCHITECTS, LTD.

THESE DRAWINGS HAVE BEEN PREPARED AT AND / OR UNDER MY SUPERVISION AND TO THE BEST OF MY KNOWLEDGE AND BELIEF CONFORM AND COMPLY WITH THE REQUIREMENTS OF THE DEPARTMENT OF BUILDING AND CODES HAVING JURISDICTION.

STATE OF NEW JERSEY
 #1A101913600
 REGISTERED ARCHITECT
 DONALD J. WALLIN
 EXPIRATION DATE: 7/31/2019

IT PLAN AND NOTES

E4.2

DIVISION 22 - PLUMBING

- A. PROVIDE LABOR, EQUIPMENT, AND MATERIALS NECESSARY TO EXECUTE THE PLUMBING WORK INDICATED ON THE DRAWINGS, AND AS REQUIRED BY LOCAL CODES AND ORDINANCES.
- B. INCLUDE PIPING: DOMESTIC HOT AND COLD WATER, SANITARY AND SUPPLY AND HOOK-UP OF FIXTURES SCHEDULED ON THE DRAWINGS; AND INSULATION OF DESIGNATED PIPING RUNS SHALL ALSO INCLUDE GAS PIPING AND EQUIPMENT CONNECTIONS WHERE REQUIRED.
- C. INCLUDE ITEMS, SUCH AS FITTINGS, ETC. NOT MENTIONED BUT UNDERSTOOD AS NECESSARY TO COMPLETE THE PLUMBING SYSTEM.
- D. VENT PIPING TO BE OF MATERIAL APPROVED BY LOCAL CODES.
- E. WASTE WATER PIPING TO BE CPVC (ASTM D 2846), WITH CPVC FITTING (ASTM D 2846), WITH SOLVENT WELDED CONNECTIONS USING SOLVENT CEMENT (ASTM F 493). ALTERNATE PIPING TO BE METAL, APPROVED BY LOCAL JURISDICTION.
- F. PROVIDE CLEANOUTS FOR WASTE LINES AS SHOWN ON DRAWINGS, AND OF TYPE APPROVED BY LOCAL CODES.
- G. WATER SUPPLY PIPING BELOW GROUND SHALL BE TYPE K SOFT COPPER TUBING. (AVOID FITTINGS BELOW SLAB WHENEVER POSSIBLE). WATER SUPPLY PIPING ABOVE GROUND SHALL BE TYPE L HARD COPPER TUBING.
- H. PROVIDE FOR DRAINING WATER SYSTEM, AND CAP STUBS UNTIL FINISH WORK IS INSTALLED.
- I. PROVIDE STOPS ON WATER SUPPLIES TO EACH FIXTURE.
- J. INCLUDE GAS PIPING FOR HEATING SYSTEMS WITH GAS-FIRED EQUIPMENT. GAS PIPING SHALL BE STANDARD WEIGHT, BLACK STEEL PIPE, SCHEDULE 40. PIPING EXPOSED TO ATMOSPHERE OR RUN BELOW GRADE SHALL HAVE POLYETHYLENE PLASTIC COATING. GAS PIPING, FITTINGS AND INSTALLATION SHALL BE IN ACCORDANCE WITH REQUIREMENTS OF UTILITY COMPANY AND GOVERNING BODIES.
- K. INSULATE COLD AND HOT WATER PIPING WITH ARMSTRONG COMPANY ARMAFLEX "1" PIPE INSULATION. SEAL JOINTS WITH ARMSTRONG 520 ADHESIVE. IMPORTANT - HOLD COLD AND HOT WATER PIPING TO WARM SIDE OF INSULATION TO PROHIBIT FREEZING. INSULATION SHALL MEET FLAME SPREAD AND SMOKE DEVELOPED RATINGS REQUIRED BY LOCAL CODES.
- L. PLUMBING FIXTURES SHALL BE FURNISHED AND INSTALLED WHERE SHOWN ON THE DRAWINGS. FIXTURE FITTINGS AND EXPOSED FIXTURE PIPING SHALL BE BRASS CHROMIUM PLATED. TRAPS SHALL BE CAST BRASS. FIXTURES SHALL BE WHITE. FIXTURES SHALL BE AS MANUFACTURED BY AMERICAN STANDARD, KOHLER OR CRANE AND EQUAL IN ALL RESPECTS TO FIXTURES SPECIFIED. CLOSET SEATS SHALL BE BEMIS. M. FIXTURES AND EQUIPMENT FIXTURES AND EQUIPMENT BY OTHERS. ROUGH-IN FINAL CONNECTIONS OF REQUIRED WASTE, VENT, AND WATER SUPPLY PIPING BY CONTRACTOR. SUPPLY PIPING SHALL BE VALVED.
- N. GUARANTEE WORK INSTALLED UNDER THE CONTRACT TO BE FREE FROM DEFECTIVE WORKMANSHIP OR MATERIALS, USUAL WEAR EXPECTED, AND SHOULD SUCH DEFECTS DEVELOP WITHIN A PERIOD OF ONE YEAR AFTER ACCEPTANCE OF THE BUILDING BY THE OWNER, THIS CONTRACTOR SHALL REPAIR AND/OR REPLACE DEFECTIVE ITEMS AND DAMAGE RESULTING FROM FAILURE OF THESE ITEMS, AT NO EXPENSE WHATSOEVER TO THE OWNER.
- O. BACKFLOW PREVENTOR TO BE INSTALLED WHEN REQUIRED BY LOCAL CODE AND IS TO BE PROVIDED BY AND INSTALLED BY THE CONTRACTOR.
- P. SUPPLY AND INSTALL PREMADE GAS COOKING EQUIPMENT MANIFOLD AS SHOWN IN DRAWINGS SUPPLIED BY S&G METAL WORKS.

DIVISION 23 - HEATING, VENTILATING & AIR CONDITIONING

- A. PROVIDE LABOR, MATERIALS AND EQUIPMENT NECESSARY TO COMPLETE THE HEATING AND VENTILATING WORK INDICATED ON THE DRAWINGS AND AS REQUIRED BY LOCAL CODES AND ORDINANCES.
- B. INCLUDED IN THIS SECTION IS WORK TO INSTALL ROOM VENTS AS SHOWN ON THE DRAWINGS.
- C. FURNISH AND INSTALL HEATING AND COOLING UNITS AS INDICATED ON THE DRAWINGS. HEATING AND VENTILATING UNITS INDICATED ON THE DRAWINGS AND HEREINAFTER SPECIFIED ARE DESIGNED TO MEET ASHRAE 90-65 BASED ON COLUMBUS, OHIO DESIGN CONDITIONS OF 93 DEG. F SUMMER AND 0 DEG. F WINTER.
- D. DIFFUSERS, REGISTERS, LOUVERS SHALL BE AS PER MODEL AND SIZE INDICATED ON DRAWINGS. NO SUBSTITUTES SHALL BE ACCEPTED UNLESS APPROVED BY THE OWNER OR ARCHITECT IN WRITING. DIFFUSERS AND LOUVERS NOT MEETING SPECIFICATION AS SHOWN ON DRAWINGS SHALL BE REPLACED AT CONTRACTOR'S EXPENSE.
- E. BEFORE FINAL ACCEPTANCE BY OWNER, AN OWNER'S REPRESENTATIVE SHALL CHECK ENTIRE HVAC SYSTEM AND SUBMIT A WRITTEN REPORT TO THE OWNER. FINAL BALANCE OF HVAC SYSTEM SHALL BE PERFORMED BY MECHANICAL CONTRACTOR. NO FINAL PAYMENT WILL BE MADE UNTIL THE ABOVE REPORT HAS BEEN RECEIVED AND HVAC SYSTEMS ARE IN BALANCE.
- F. WHERE REQUIRED BY GOVERNING ORDINANCES, PROVIDE FIRE DAMPERS CONFORMING TO NFPA 90A SUPPLY DUCTS TO HAVE 1 1/2" (R-8 MIN) FIBERGLASS INSULATION. EXHAUST INSTALLATION SHALL CONFORM TO NFPA 96.
- G. WHERE REQUIRED, PROVIDE CLASS "B" GAS VENT FLUES COMPLETE WITH CAP, COLLAR AND FLASHING.
- H. INSTALL THERMOSTAT COMPLETE WITH NECESSARY WIRING AND CONTROLS, LOCATION AS INDICATED ON THE DRAWINGS. THERMOSTAT SHALL PROVIDE FOR AUTOMATIC AND MANUAL FAN OPERATION.
- I. INSTALL AND CONNECT THE COMPLETE SYSTEM IN STRICT ACCORDANCE WITH GOVERNING CODES, ORDINANCES AND THE LATEST CODES AND MANUALS OF THE NATIONAL WARM AIR HEATING AND AIR CONDITIONING ASSOCIATION.
- J. ADJUST CONTROLS AND EQUIPMENT FOR PROPER OPERATION. LUBRICATE AND CLEAN EQUIPMENT PRIOR TO ACCEPTANCE OF BUILDING OWNER.
- K. FURNISH THE OWNER WITH OPERATING MANUALS AND MAINTENANCE INSTRUCTIONS FOR EQUIPMENT INSTALLED.
- L. GUARANTEE WORK INSTALLED UNDER THE CONTRACT TO BE FREE FROM DEFECTIVE WORKMANSHIP AND MATERIALS, USUAL WEAR EXPECTED, AND SHOULD SUCH DEFECTS DEVELOP WITHIN A PERIOD OF ONE YEAR AFTER ACCEPTANCE OF THE BUILDING BY THE OWNER, REPAIR AND/OR REPLACE DEFECTIVE ITEMS AND DAMAGE RESULTING FROM FAILURE OF THESE ITEMS, AT NO EXPENSE WHATSOEVER TO THE OWNER.

DIVISION 26 - ELECTRICAL

- A. PROVIDE A COMPLETE ELECTRICAL SYSTEM AS INDICATED ON THE DRAWINGS AND DESCRIBED HEREIN.
- B. ELECTRIC WORK SHALL COMPLY WITH THE LATEST NATIONAL ELECTRIC CODE AS WELL AS STATE AND LOCAL GOVERNING CODES.
- C. PAY FOR PERMITS AND INSPECTIONS AND PROVIDE A CERTIFICATE OF INSPECTION.
- D. PROVIDE REQUIRED SERVICE AND EQUIPMENT GROUNDING SYSTEMS. THE CONDUIT SYSTEM SHALL BE ELECTRICALLY CONTINUOUS AND SHALL BE SAFELY GROUNDED AT THE DISTRIBUTION PANEL. DEVICES SHALL BE BONDED TO THE CONDUIT SYSTEM. PROVIDE A SEPARATE GROUNDING CONDUCTOR IN EACH CONDUIT. #12 MINIMUM OR AS SHOWN ON DRAWINGS.
- E. MATERIALS SHALL BE NEW WITH MANUFACTURER'S NAME PRINTED THEREON AND UNDERWRITER'S LABORATORY LISTED. THE SELECTION OF MATERIALS AND EQUIPMENT TO BE PROVIDED UNDER THIS CONTRACT SHALL BE IN STRICT ACCORDANCE WITH THE SPECIFICATIONS AND DRAWINGS.
- F. SUBMIT TO THE ARCHITECT FOR APPROVAL 8 COPIES OF EQUIPMENT AS FOLLOWS: PANELBOARDS, DISCONNECT SWITCHES AND LIGHTING FIXTURES.
- G. IDENTIFY DISCONNECT SWITCHES WITH LAMINATED PHENOLIC NAME PLATES WITH 1/4" MINIMUM HEIGHT LETTERS.
- H. PROVIDE POWER WIRING AND HOOK-UP FOR EACH MECHANICAL AND KITCHEN EQUIPMENT ITEM. MOUNT, PROVIDE WIRING AND MAKE FINAL CONNECTIONS TO EQUIPMENT CONTROL PANELS (WHICH INCLUDE PREWIRED STARTERS, RELAYS, ETC.). FURNISH AND INSTALL STARTERS WHICH ARE NOT FURNISHED AS A PART OF MECHANICAL EQUIPMENT.
- I. PROVIDE DEVICES, WIRING AND HOOK-UP FOR THE EMERGENCY KITCHEN SHUTDOWN SYSTEM AS DESCRIBED AND SPECIFIED ON DRAWINGS. WIRING SHALL BE IN CONDUIT.
- J. DISCONNECT SWITCHES SHALL BE THE HEAVY DUTY TYPE IN NEMA 1 ENCLOSURE OR EQUAL BY SQUARE D OR ARROW-HART. SWITCHES SHALL BE QUICK-MAKE, QUICK-BREAK, EXTERNALLY OPERATED AND INTERLOCKED.
- K. SWITCHES SHALL BE 20 AMP SINGLE POLE OR THREE WAY, WHITE IN COLOR, UNLESS NOTED OTHERWISE IN DRAWINGS. DUPLEX RECEPTACLES SHALL BE 20 AMP, WHITE IN COLOR, UNLESS OTHERWISE NOTED IN DRAWINGS. GROUND FAULT INTERRUPTING SHALL BE WHITE IN COLOR. COVER PLATES IN DINING AND RESTROOMS TO BE WHITE, UNLESS OTHERWISE NOTED IN DRAWINGS. COVER PLATES IN KITCHEN TO BE SATIN FINISH #302 STAINLESS STEEL. HUBBELL, PASS, SEYMOUR, ARROW-HART AND BRYANT ARE APPROVED MANUFACTURERS.
- L. TEST ELECTRICAL SYSTEM FOR SHORT CIRCUITS AND MEGGER TEST FEEDERS AND BRANCH CIRCUIT WIRING, INSURE LOW IMPEDANCE GROUND SYSTEM.
- M. FOR SERVICE AND PANEL FEEDER WIRING, USE TYPE THHN CABLE. USE TW CABLE FOR INTERIOR BRANCH CIRCUIT WIRING EXCEPT AS NOTED. DESIGN IS BASED ON COPPER CONDUCTORS AND COPPER WIRING. MINIMUM #12 AWG. WIRING SHALL BE IN CONDUIT. SPLICE WIRES #6 AWG. AND LARGER WITH APPROVED SOLDERLESS CONNECTORS SUCH AS ILSCO PROPERLY TAPED AND INSULATED. SPLICE SMALLER WIRES WITH MECHANICAL CONNECTORS SUCH AS 3M "SCOTCHLOCK" TYPE R.
- N. PROVIDE RIGID GALVANIZED STEEL HEAVY WALL CONDUIT OR PLASTIC CONDUIT FOR SERVICE AND PANEL FEEDER CONDUITS. FITTINGS SHALL BE STEEL. THREADED, SET-SCREW TYPE WITH INSULATED THROATS. FURNISH EMT CONDUIT FOR INTERIOR WIRING WHERE PHYSICAL DAMAGE IS NOT A CONSIDERATION. MINIMUM CONDUIT SIZE IS 3/4" EXCEPT FOR FLEXIBLE RUNOUTS TO FIXTURES, MOTORS, ETC. WHICH MAY BE 1/2".
- O. CONDUIT SHALL BE CONCEALED WHEREVER POSSIBLE AND SHALL BE RUN PARALLEL OR PERPENDICULAR TO BUILDING WALLS AND CEILINGS.
- P. CONDUIT INSTALLED IN OR BELOW SLAB SHALL BE GALVANIZED RIGID CONDUIT OR PLASTIC CONDUIT. NO CONDUIT LARGER THAN 1-1/2" DIAMETER WILL BE INSTALLED IN SLAB.
- Q. PROVIDE STRUCTURAL STEEL FRAMEWORK AND HANGING RODS WITH BRACES AND ACCESSORIES WHERE REQUIRED TO HOLD EQUIPMENT IN FINAL POSITION. PROVIDE STEEL SHAPES AND FRAMES TO SUPPORT WALL MOUNTED EQUIPMENT WHERE NORMAL WALL STRENGTH MAY BE INADEQUATE.
- R. ELECTRICAL DEVICES, MOTOR STARTERS, DISCONNECT SWITCHES, ETC. SHALL BE SUPPORTED INDEPENDENT OF AND ISOLATED FROM EQUIPMENT VIBRATION.
- S. COORDINATE INTERIOR WIRING CONNECTIONS NEEDED DURING ASSEMBLY OF KITCHEN EQUIPMENT WITH KITCHEN EQUIPMENT SUPPLIER.
- T. PROVIDE POWER TO CASH REGISTERS WITH THE FOLLOWING GROUNDING REQUIREMENTS.
 1. SYSTEM POWER AND GROUND MUST BE MADE ONLY AT THE MAIN ENTRANCE PANEL. THE GROUND CONDUCTOR MUST BE OF INSULATED WIRE EQUAL IN SIZE TO THE POWER CONDUCTOR. (CONDUIT MAY NOT BE USED AS THE GROUND CONDUCTOR).
 2. THE GROUND CONDUCTOR MUST NOT BE USED AS A RETURN OR NEUTRAL CONDUCTOR FOR ANY EQUIPMENT AND MUST NOT BE USED AS A GROUND FOR ANY EQUIPMENT OTHER THAN CASH REGISTER EQUIPMENT.
 3. RECEPTACLES FOR THE REGISTERS MUST BE 2 POLE, 3 WIRE, 120 VOLTS, 20 AMPERES. THE GROUND MUST BE INSULATED FROM THE MOUNTING HARDWARE.
 4. FOR ADDITIONAL INFORMATION, IF REQUIRED, CONTACT WENDY'S INTERNATIONAL, INC., 4288 W. DUBLIN-GRANVILLE ROAD, DUBLIN, OH.
 5. THE REGISTER CONDUITS MUST NOT BE USED FOR OTHER EQUIPMENT.
- U. PROVIDE FIXTURES AS LISTED ON LIGHTING FIXTURE SCHEDULE. PROVIDE NECESSARY MOUNTING HARDWARE FOR A COMPLETE INSTALLATION. PROVIDE LAMPS, BALLASTS AND SPECIAL CONTROLS. RECESSED LIGHT FIXTURES SHALL BE GASKETED OR CAULKED AND IC RATED.
- V. GUARANTEE WORK INSTALLED UNDER THE CONTRACT TO BE FREE FROM DEFECTIVE WORKMANSHIP AND MATERIALS, USUAL WEAR EXPECTED, AND SHOULD SUCH DEFECTS DEVELOP WITHIN A PERIOD OF ONE YEAR AFTER ACCEPTANCE OF THE BUILDING BY THE OWNER, REPAIR AND/OR REPLACE DEFECTIVE ITEMS AND DAMAGE RESULTING FROM FAILURE OF THESE ITEMS, AT NO EXPENSE WHATSOEVER TO THE OWNER.

SITE NUMBER:	08186
BASE MODEL:	CONVERSION
ASSET TYPE:	FRANCHISE
CLASSIFICATION:	GUT/REBUILD
OWNER:	GC WEN MGMT
BASE VERSION:	2016 JAN
UPGRADE CLASSIFICATION:	STANDARD BASE
PROJECT YEAR:	2017
FURNITURE PACKAGE:	2017
DESIGN BULLETINS:	

Wallin • Gomez Architects, Ltd.

711 South Dearborn Street
 Suite 606
 Chicago, IL 60605
 Tel: 312-427-4702
 Fax: 312-427-6611
 e-mail: admin@wgaltd.com

Wendy's
 STORE #08186
 1600 RICHMOND AVENUE
 POINT PLEASANT BEACH, NJ 08742


REV.	DATE	DESCRIPTION
	06-12-17	ISSUED FOR PERMIT & BID
⚠	06-28-17	STRUCTURAL REVISIONS
⚠	08-03-17	PERMIT REVISIONS
⚠	08-17-17	ELECTRICAL REVISIONS

PROJECT DATE:	4/23/2018
PROJECT NUMBER:	17022
DRAWN BY:	KF/CL
CHECKED BY:	DJW

NOTICE: THIS DOCUMENT CONTAINS PROPRIETARY INFORMATION. IT SHALL NOT BE USED OR REPRODUCED OR ITS CONTENTS DISCLOSED, IN WHOLE OR IN PART, WITHOUT THE PRIOR WRITTEN CONSENT OF WALLIN / GOMEZ ARCHITECTS, LTD.

THESE DRAWINGS HAVE BEEN PREPARED AT AND / OR UNDER MY SUPERVISION AND TO THE BEST OF MY KNOWLEDGE AND BELIEF CONFORM AND COMPLY WITH THE REQUIREMENTS OF THE DEPARTMENT OF BUILDING AND CODES HAVING JURISDICTION.

STATE OF NEW JERSEY
 #1A101913600
 REGISTERED ARCHITECT
DONALD J. WALLIN
 EXPIRATION DATE: 7/31/2019



SHEET NAME
SPECIFICATIONS

SHEET NUMBER
SP4