

IDEAL LOCATION
1.5 MI TO I-295
3 MI TO NJ TPK



1.5 MI →



AVAILABLE FOR LEASE
19,070 SF WAREHOUSE SPACE

BARRINGTON BUSINESS CENTER | 1 Commerce Drive, Barrington, NJ



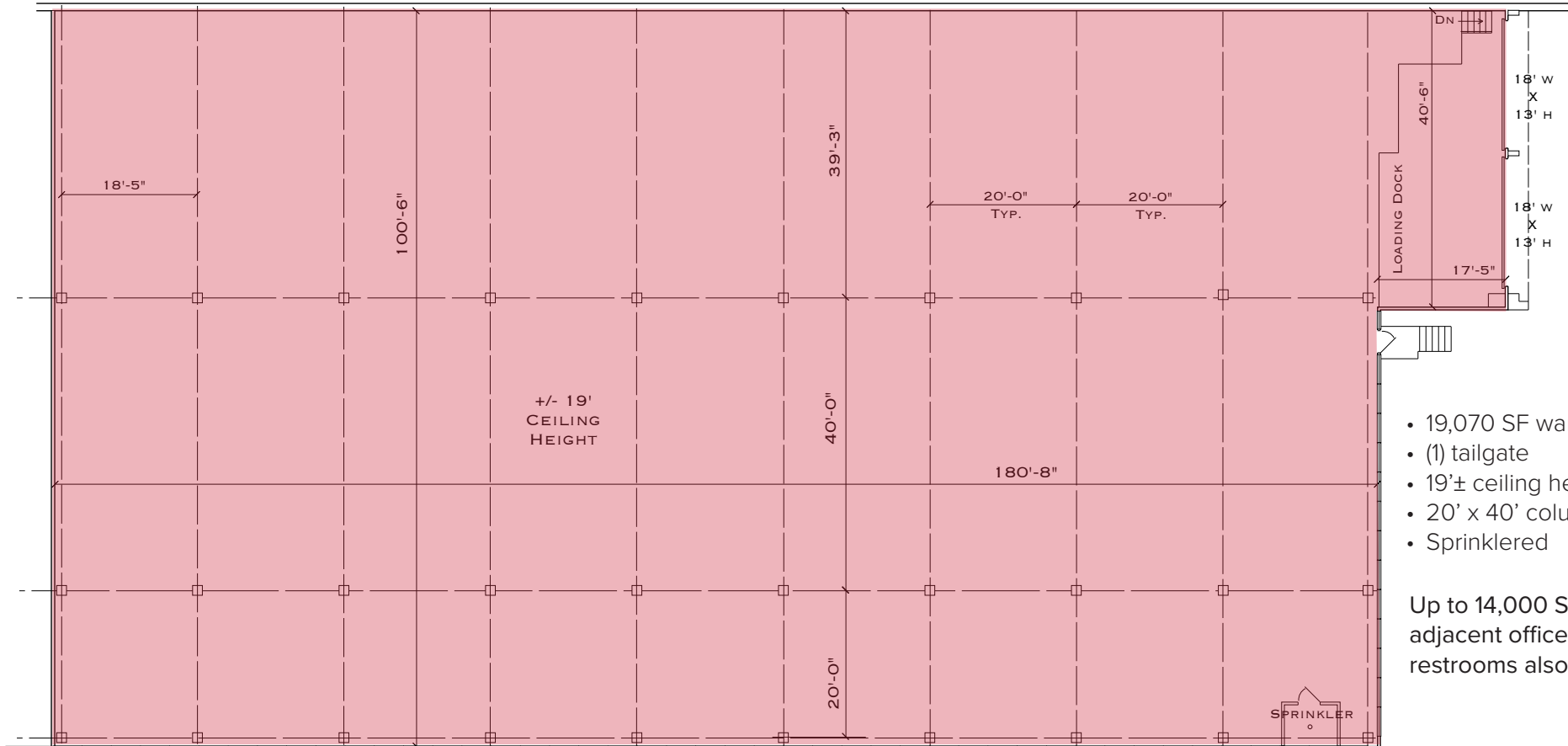
Scott Mertz, SIOR
+1 856 802 6529
scott.mertz@naimertz.com

NAI Mertz
21 Roland Avenue | Mount Laurel, NJ 08054
+1 856 234 9600 | naimertz.com

FLOORPLAN

AVAILABLE FOR LEASE
19,070 SF WAREHOUSE

1 COMMERCE DRIVE | Barrington, NJ



- 19,070 SF warehouse unit
- (1) tailgate
- 19'± ceiling height
- 20' x 40' column spacing
- Sprinklered

Up to 14,000 SF
adjacent office space with
restrooms also available

Scott Mertz, SIOR

+1 856 802 6529

scott.mertz@naimertz.com

NAI Mertz

21 Roland Avenue | Mount Laurel, NJ 08054

+1 856 234 9600 | naimertz.com

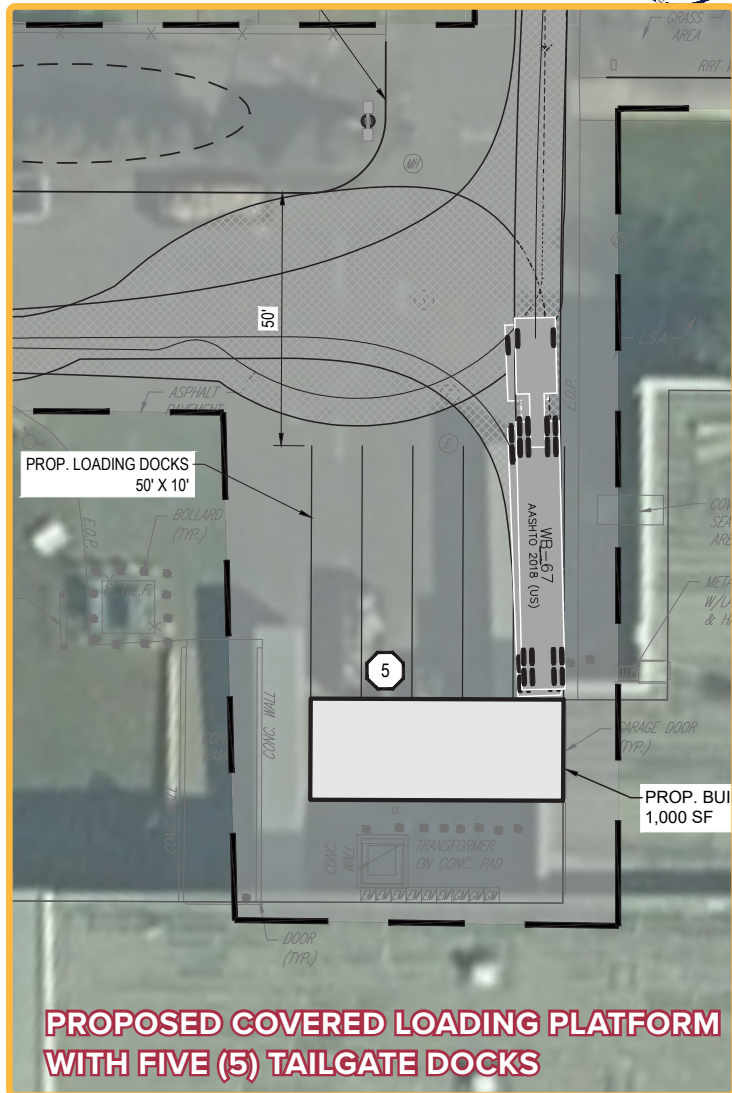
NO WARRANTY OR REPRESENTATION, EXPRESS OR IMPLIED, IS MADE AS TO THE ACCURACY OF THE INFORMATION CONTAINED HEREIN, AND THE SAME IS SUBMITTED SUBJECT TO ERRORS, OMISSIONS, CHANGE OF PRICE, RENTAL OR OTHER CONDITIONS, PRIOR SALE, LEASE OR FINANCING, OR WITHDRAWAL WITHOUT NOTICE, AND OF ANY SPECIAL LISTING CONDITIONS IMPOSED BY OUR PRINCIPALS NO WARRANTIES OR REPRESENTATIONS ARE MADE AS TO THE CONDITION OF THE PROPERTY OR ANY HAZARDS CONTAINED THEREIN ARE ANY TO BE IMPLIED.

NAI Mertz

COMMERCIAL REAL ESTATE SERVICES, WORLDWIDE

AVAILABLE FOR LEASE
19,070 SF WAREHOUSE

1 COMMERCE DRIVE | Barrington, NJ



Scott Mertz, SIOR
+1 856 802 6529
scott.mertz@naimertz.com

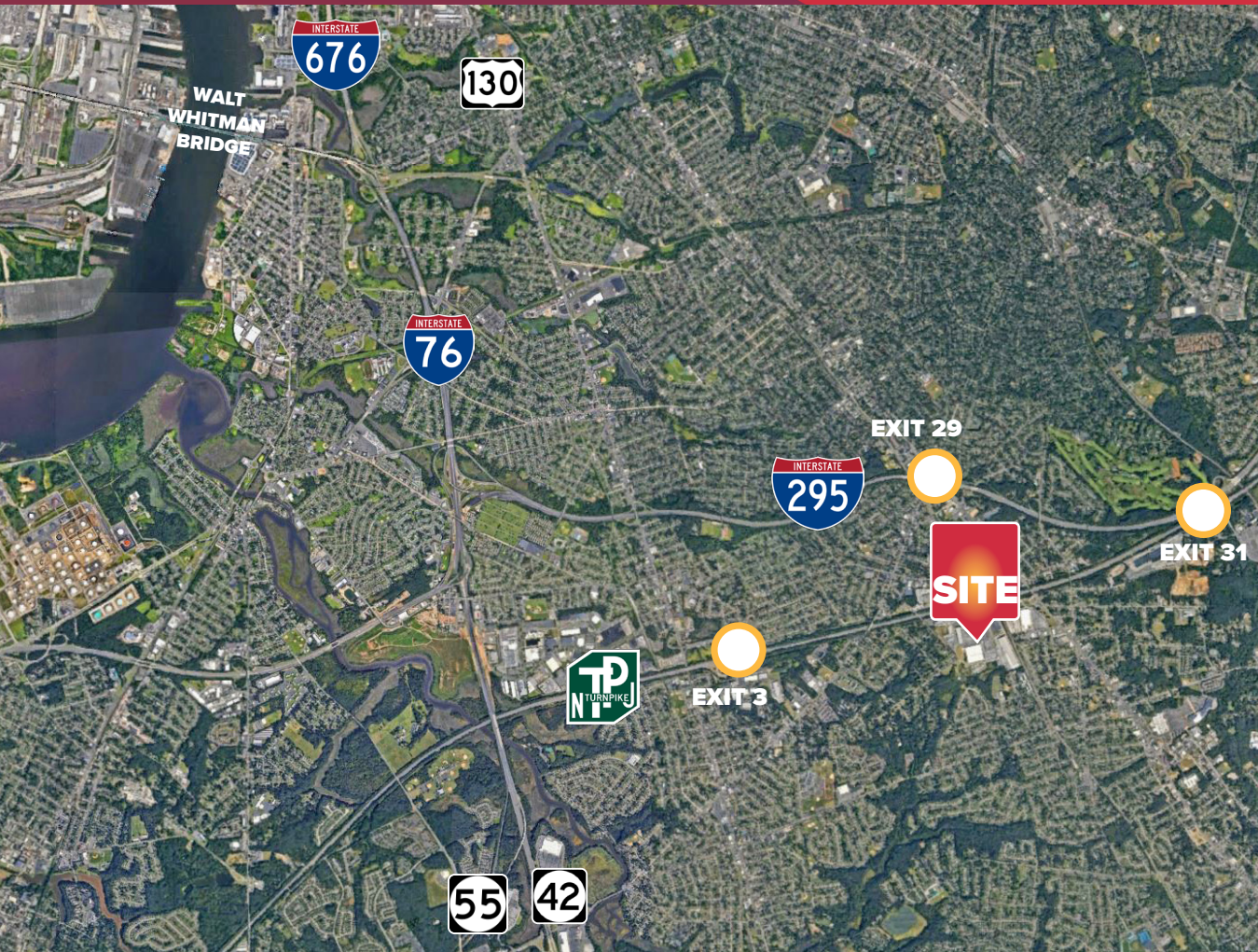
NAI Mertz
21 Roland Avenue | Mount Laurel, NJ 08054
+1 856 234 9600 | naimertz.com



Naimertz
COMMERCIAL REAL ESTATE SERVICES, WORLDWIDE

NO WARRANTY OR REPRESENTATION, EXPRESS OR IMPLIED, IS MADE AS TO THE ACCURACY OF THE INFORMATION CONTAINED HEREIN, AND THE SAME IS SUBMITTED SUBJECT TO ERRORS, OMISSIONS, CHANGE OF PRICE, RENTAL OR OTHER CONDITIONS, PRIOR SALE, LEASE OR FINANCING, OR WITHDRAWAL WITHOUT NOTICE, AND OF ANY SPECIAL LISTING CONDITIONS IMPOSED BY OUR PRINCIPALS NO WARRANTIES OR REPRESENTATIONS ARE MADE AS TO THE CONDITION OF THE PROPERTY OR ANY HAZARDS CONTAINED THEREIN ARE ANY TO BE IMPLIED.

LOCATION INFORMATION



AVAILABLE

19,070 SF WAREHOUSE

1 COMMERCE DRIVE | Barrington, NJ

Barrington Business Center is located a half mile from the White Horse Pike (Route 30) with easy access to I-295 at both Exits 29 and 31. The Runnemede exit (Exit 3) of the New Jersey Turnpike is minutes away.

Distance to

White Horse Pike (Route 30)	0.6 mi
I-295 (Exit 29)	1.5 mi
I-295 (Exit 31)	2.2 mi
NJ Turnpike (Exit 3)	3.0 mi
Center City Philadelphia	11.0 mi
PhilaPort - Packer Ave	10.5 mi
Philadelphia Int'l Airport	15.6 mi
PhilaPort - Tioga Marine	16.6 mi
Port of Wilmington	35.1 mi

Scott Mertz, SIOR

+1 856 802 6529

scott.mertz@naimertz.com

NAI Mertz

21 Roland Avenue | Mount Laurel, NJ 08054

+1 856 234 9600 | naimertz.com

NO WARRANTY OR REPRESENTATION, EXPRESS OR IMPLIED, IS MADE AS TO THE ACCURACY OF THE INFORMATION CONTAINED HEREIN, AND THE SAME IS SUBMITTED SUBJECT TO ERRORS, OMISSIONS, CHANGE OF PRICE, RENTAL OR OTHER CONDITIONS, PRIOR SALE, LEASE OR FINANCING, OR WITHDRAWAL WITHOUT NOTICE, AND OF ANY SPECIAL LISTING CONDITIONS IMPOSED BY OUR PRINCIPALS NO WARRANTIES OR REPRESENTATIONS ARE MADE AS TO THE CONDITION OF THE PROPERTY OR ANY HAZARDS CONTAINED THEREIN ARE ANY TO BE IMPLIED.

NAI Mertz

COMMERCIAL REAL ESTATE SERVICES, WORLDWIDE