



1600

W. ANAHEIM ST.

LONG BEACH | CA

AVAILABLE | LOCATED IN HEAVY CONTAINER CORRIDOR



± 8,928 SF
OF BUILDING
STRUCTURES



THREE
GL DOORS



FULLY
FENCED



± 20,795 SF
LOT SIZE

FOR MORE INFORMATION, CONTACT:

Michael Chase

Vice President

949.341.4513

mchase@daumcommercial.com

CA License #0207114

Krishna Shegran

Associate

949.341.4512

kshegran@daumcommercial.com

CA License #0203891

Jack Stone

Associate

310.538.6722

jstone@daumcommercial.com

CA License #0207402

Anthony Bergeman



Executive Vice President | Principal

949.341.4511

abergeman@daumcommercial.com

CA License #01841828

1600

W. ANAHEIM ST. LONG BEACH | CA

W. ANAHEIM ST.

SANTA FE AVE.

CANAL AVE.

Google



AVAILABLE | LOCATED IN HEAVY CONTAINER CORRIDOR

PROPERTY FEATURES

- ±8,928 SF of Building Structures
 - ±6,450 SF Service Bay with 30' Clear Height
 - ±2,478 SF Warehouse
- ±20,795 SF Lot
- Three (3) Ground Level Doors
- IP Zoning
- Located in Heavy Container Corridor
- Prime Corner Street Frontage
- Pylon Signage
- Tenant to Verify Stacking Containers and or Chassis
- Fully Fenced
- Two Ingress/Egress Points
- Close Proximity to LA/LB Ports and 710 Freeway
- APN: 7436-002-011, 7436-002-012

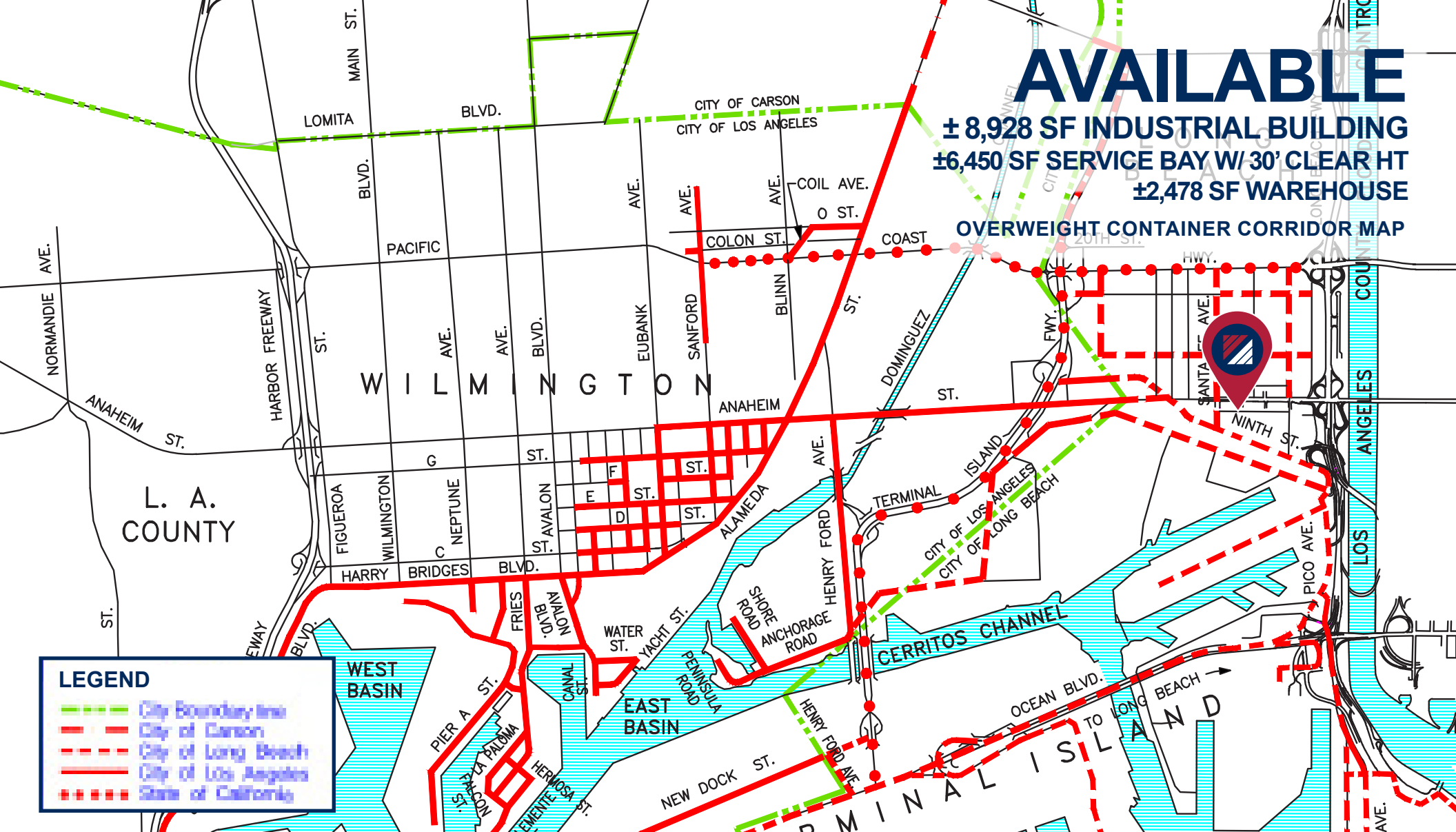
D/AQ Corp. #01129558. Maps Courtesy ©Google & ©Microsoft. Although all information is furnished regarding for sale, rental or financing is from sources deemed reliable, such information has not been verified and no express representation is made nor is any to be implied as to the accuracy thereof, and it is submitted subject to errors, omissions, changes of price, rental or other conditions, prior sale, lease or financing, or withdrawal without notice.



AVAILABLE

± 8,928 SF INDUSTRIAL BUILDING
± 6,450 SF SERVICE BAY W/ 30' CLEAR HT
± 2,478 SF WAREHOUSE

OVERWEIGHT CONTAINER CORRIDOR MAP



LEGEND

- City Boundary line
- City of Carson
- City of Long Beach
- City of Los Angeles
- State of California

1600
W. ANAHEIM ST.
LONG BEACH | CA

FOR MORE INFORMATION, CONTACT:

Michael Chase
Vice President
949.341.4513
mchase@daumcommercial.com
CA License #0207114

Krishna Shegran
Vice President
949.341.4512
kshegran@daumcommercial.com
CA License #0203891

Jack Stone
Associate
310.538.6722
jstone@daumcommercial.com
CA License #0207402

Anthony Bergeman SIOR
Executive Vice President | Principal
949.341.4511
abergeman@daumcommercial.com
CA License #01841828



AERIAL MAP

1600
W. ANAHEIM ST.
 LONG BEACH | CA

FOR MORE INFORMATION, CONTACT:

Michael Chase
 Vice President
 949.341.4513
 mchase@daumcommercial.com
 CA License #0207114

Krishna Shegran
 Vice President
 949.341.4512
 kshegran@daumcommercial.com
 CA License #0203891

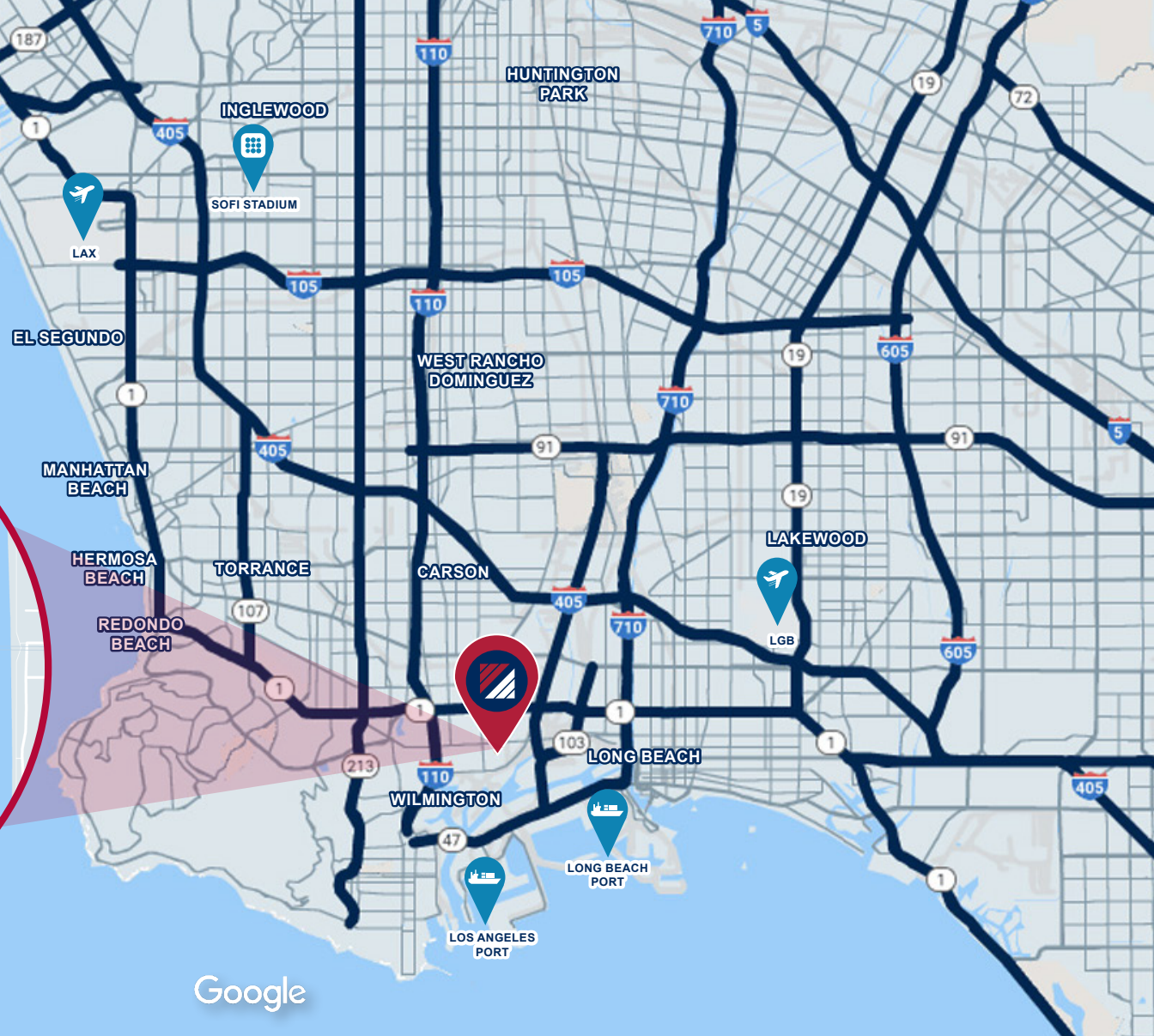
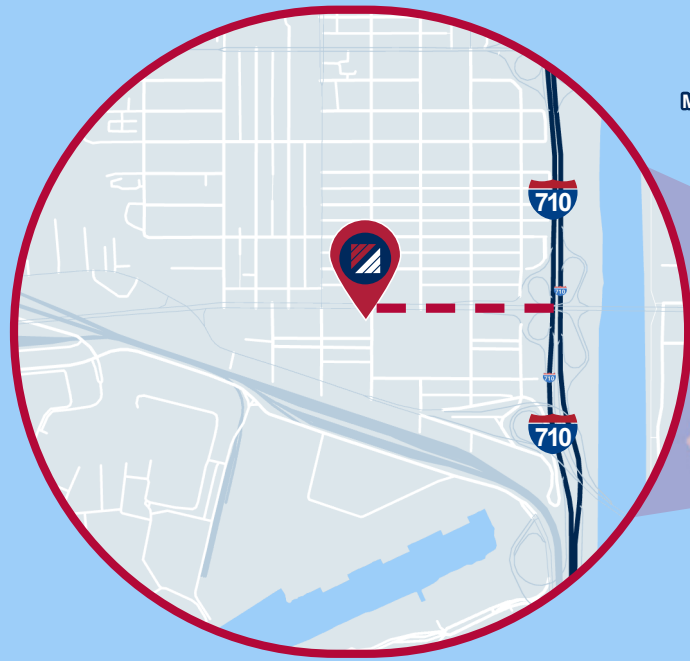
Jack Stone
 Associate
 310.538.6722
 jstone@daumcommercial.com
 CA License #0207402

Anthony Bergeman ▼ SIOR
 Executive Vice President | Principal
 949.341.4511
 abergeman@daumcommercial.com
 CA License #01841828

AVAILABLE

± 8,928 SF INDUSTRIAL BUILDING
± 6,450 SF SERVICE BAY W/ 30' CLEAR HT
± 2,478 SF WAREHOUSE

LOCATION MAP



Google

1600

W. ANAHEIM ST.

LONG BEACH | CA

FOR MORE INFORMATION, CONTACT:

Michael Chase

Vice President

949.341.4513

mchase@daumcommercial.com

CA License #0207114

Krishna Shegran

Vice President

949.341.4512

kshegran@daumcommercial.com

CA License #0203891

Jack Stone

Associate

310.538.6722

jstone@daumcommercial.com

CA License #0207402

Anthony Bergeman 

Executive Vice President | Principal

949.341.4511

abergeman@daumcommercial.com

CA License #01841828