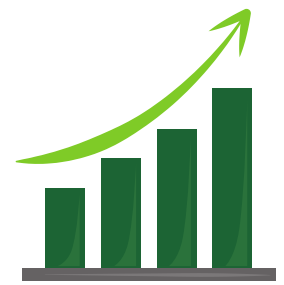


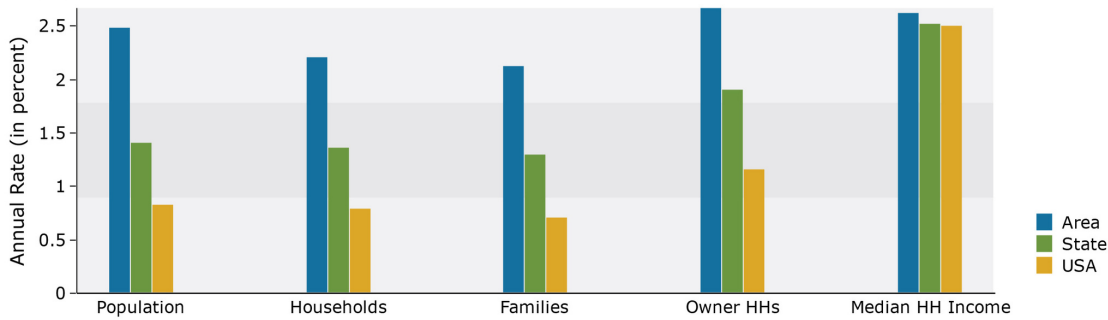
# COLLEGE GREEN DEMOGRAPHICS

31507 SR 54, Wesley Chapel, FL 33543

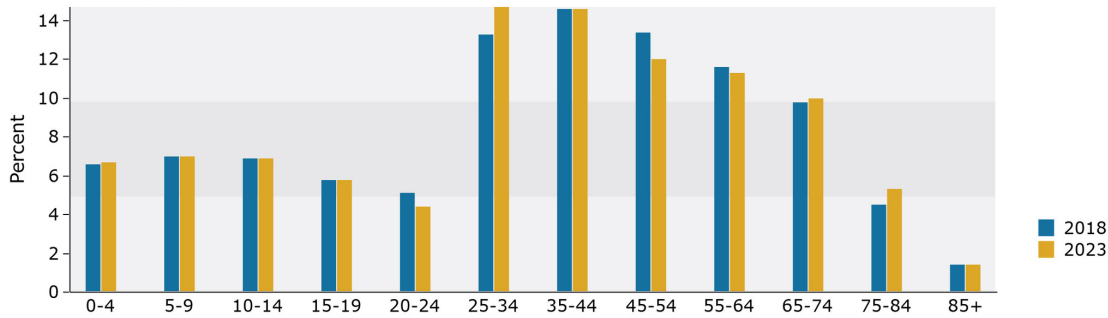


Summary	Census 2010	2018	2023
Population	56,643	74,548	84,301
Households	21,050	26,450	29,507
Families	15,756	19,723	21,920
Average Household Size	2.68	2.81	2.85
Owner Occupied Housing Units	17,323	21,532	24,569
Renter Occupied Housing Units	3,727	4,918	4,938
Median Age	37.7	38.6	38.0
Trends: 2018 - 2023 Annual Rate	Area	State	National
Population	2.49%	1.41%	0.83%
Households	2.21%	1.36%	0.79%
Families	2.13%	1.30%	0.71%
Owner HHs	2.67%	1.91%	1.16%
Median Household Income	2.62%	2.52%	2.50%

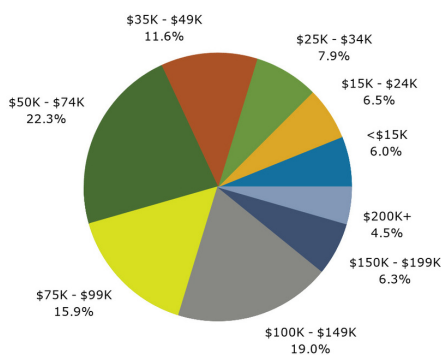
Trends 2018-2023



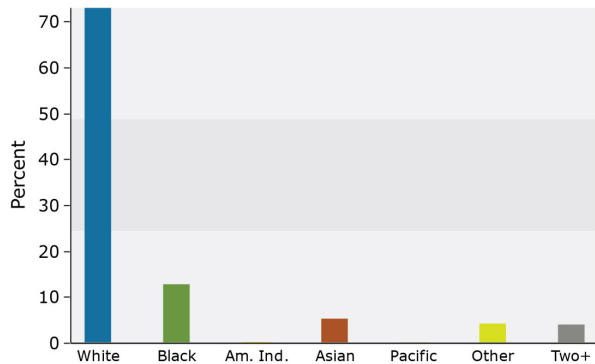
Population by Age



2018 Household Income



2018 Population by Race



CPR TEAM OFFICE (727) 822.4715

Jim Engelmann | Jim@CPRTeam.com | (813) 508-4981