


INDUSTRIAL SPACE FOR LEASE



RIVERSIDE BUSINESS CENTER

1139 LEHIGH AVE, WHITEHALL, PA

41,000+ SF AVAILABLE



**NEWLY RENOVATED
AVAILABLE IMMEDIATELY**



RIVERSIDE BUSINESS CENTER

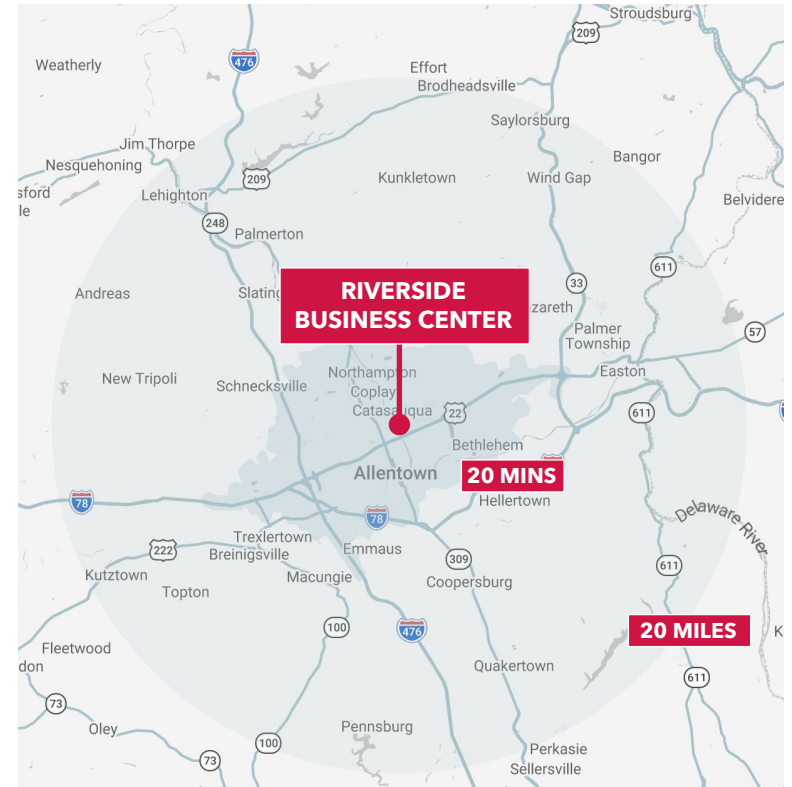
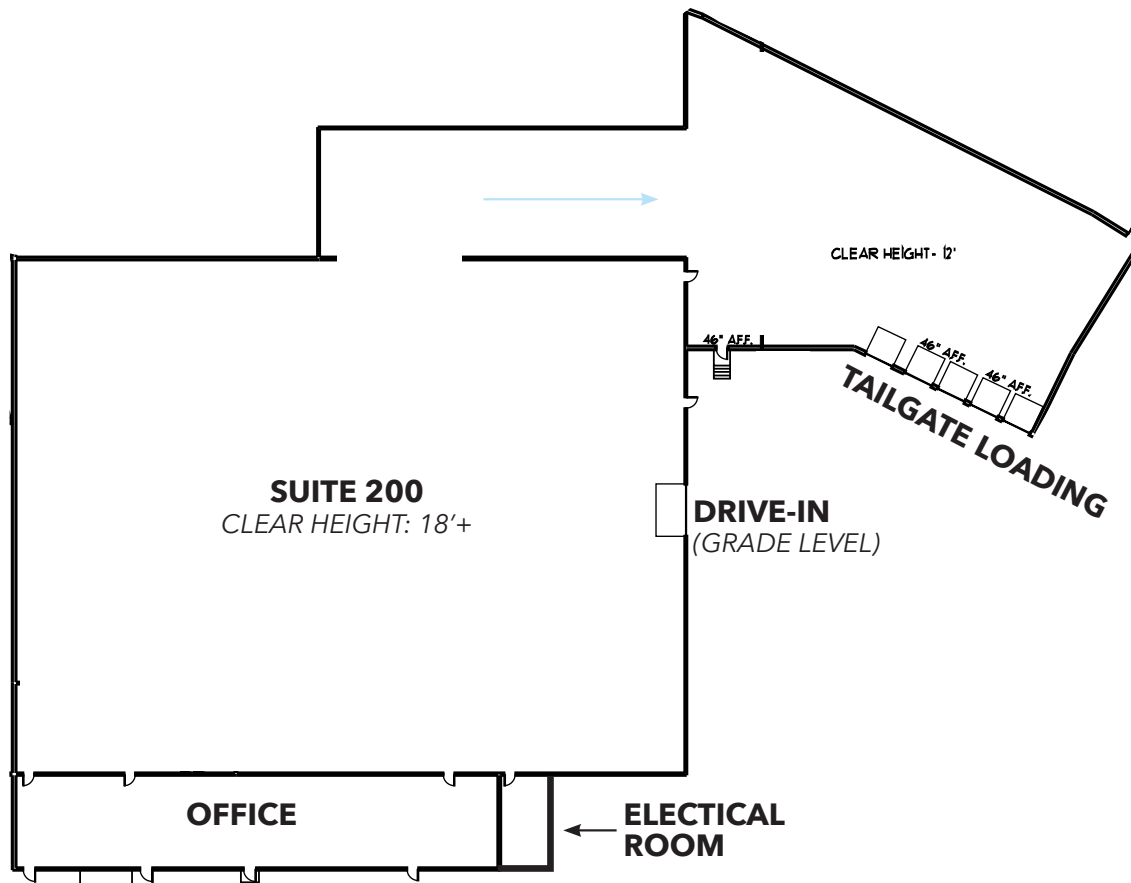
1139 LEHIGH AVE, WHITEHALL, PA

41,000 + SF AVAILABLE

INDUSTRIAL SPACE FOR LEASE

PROPERTY OVERVIEW

AVAILABLE SIZE	41,000 SF ±	TRUCK PARKING	Ample
CLEAR HEIGHT	18'	LIGHTING	LED
DOCK DOORS	5	HEAVY POWER	4000 amp service
DRIVE-INS	1		



POPULATION



20 MINS 370,665

20 MILES 894,796

WORKFORCE



20 MINS 175,032

20 MILES 321,283

RIVERSIDE BUSINESS CENTER

1139 LEHIGH AVE, WHITEHALL, PA

41,000 + SF AVAILABLE

INDUSTRIAL SPACE FOR LEASE



RIVERSIDE BUSINESS CENTER

1139 LEHIGH AVE, WHITEHALL, PA

41,000 + SF AVAILABLE

INDUSTRIAL SPACE FOR LEASE

LOCAL AMENITIES





FedEx
LEHIGH VALLEY HUB

ABE
Lehigh Valley
INTERNATIONAL
AIRPORT

**RIVERSIDE
BUSINESS CENTER**

BRIAN KNOWLES, SIOR, CCIM
bknowles@lee-associates.com
610.400.0484

MATT D'ALESIO
mdalesio@lee-associates.com
610.947.1951

LEE & ASSOCIATES
COMMERCIAL REAL ESTATE SERVICES

All information furnished regarding property for sale, rental or financing is from sources deemed reliable, but no warranty or representation is made to the accuracy thereof and same is submitted to errors, omissions, change of price, rental or other conditions prior to sale, lease or financing or withdrawal without notice. No liability of any kind is to be imposed on the broker herein.

Lee & Associates of Eastern Pennsylvania LLC
610 W. Germantown Pike, Suite 160, Plymouth Meeting, PA 19462 USA | (610) 400.0499 | lee-associates.com/easternpa