

January	\$ 8,400						
----------------	-----------------	--	--	--	--	--	--

Listing

Gross earnings



Comfortable, Historic, South End Condo

\$1,654.00



Eclectic South End Condo

\$1,627.00



Relaxed, Historic, Southend Condo

\$2,835.00



Charming South End Condo

\$2,905.00

February

\$ 10,528

Listing

Gross earnings



Comfortable, Historic, South End Condo

\$2,673.00



Eclectic South End Condo

\$2,976.00



Relaxed, Historic, Southend Condo

\$2,453.90







Charming South End Condo





\$2,753.00

March

\$ 13,006



Listing	Gross earnings
 Comfortable, Historic, South End Condo	\$2,785.88
 Eclectic South End Condo	\$2,964.00
 Relaxed, Historic, Southend Condo	\$3,020.00
 Charming South End Condo	\$3,610.00
April	\$ 12,757

Listing	Gross earnings
 Comfortable, Historic, South End Condo	\$3,009.00
 Eclectic South End Condo	\$3,386.00
 Relaxed, Historic, Southend Condo	\$3,479.00
 Charming South End Condo	\$3,280.00
May	\$ 12,222





Listing	Gross earnings
---------	----------------





Adjustments ?	Service fee	Tax withheld ?	To
\$0.00	-\$83.58	\$0.00	\$2,702.
\$0.00	-\$88.92	\$0.00	\$2,875.
\$0.00	-\$90.60	\$0.00	\$2,929.
\$0.00	-\$108.30	\$0.00	\$3,501.

Adjustments ?	Service fee	Tax withheld ?	Total
\$0.00	-\$90.27	\$0.00	\$2,918.75
\$0.00	-\$101.58	\$0.00	\$3,284.40
\$0.00	-\$104.37	\$0.00	\$3,374.60
\$0.00	-\$98.40	\$0.00	\$3,181.60

Adjustments ?	Service fee	Tax withheld ?	Total
---------------	-------------	----------------	-------



Listing	Gross earnings
 Comfortable, Historic, South End Condo	\$2,864.79
 Eclectic South End Condo	\$3,182.63
 Relaxed, Historic, Southend Condo	\$3,212.00
 Charming South End Condo	\$3,452.00
June	\$ 12,222

Listing	Gross earnings
 Comfortable, Historic, South End Condo	\$2,864.79
 Eclectic South End Condo	\$3,182.63
 Relaxed, Historic, Southend Condo	\$3,212.00
 Charming South End Condo	\$3,452.00
July	\$ 12,348

Listing	Gross earnings
---------	----------------

Adjustments	Service fee	Tax withheld	Total
\$0.00	-\$85.94	\$0.00	\$2,778.85
-\$109.13	-\$92.21	\$0.00	\$2,981.25
\$0.00	-\$96.36	\$0.00	\$3,115.64
\$0.00	-\$103.56	\$0.00	\$3,348.44

Adjustments	Service fee	Tax withheld	Total
\$0.00	-\$85.94	\$0.00	\$2,778.85
-\$109.13	-\$92.21	\$0.00	\$2,981.25
\$0.00	-\$96.36	\$0.00	\$3,115.64
\$0.00	-\$103.56	\$0.00	\$3,348.44

Adjustments Service fee Tax withheld Total

.ai

35

29

54

14

al

5

9

4

4

|

Est Full Year	\$ 140,968						
----------------------	-------------------	--	--	--	--	--	--

