

Warehouse Condo

Property Features

- + Available Condo Size: 5,000 SF
- + Total Building Size: 20,000 SF
- + Land Size: 6 Acres
- + Clear Height: 14'
- + Drive-in Door: 1
- + Sprinklers: Wet
- + Ample parking
- + Close proximity to Route 38, Route 25, I-88

Contact Us

Dylan DeMaio

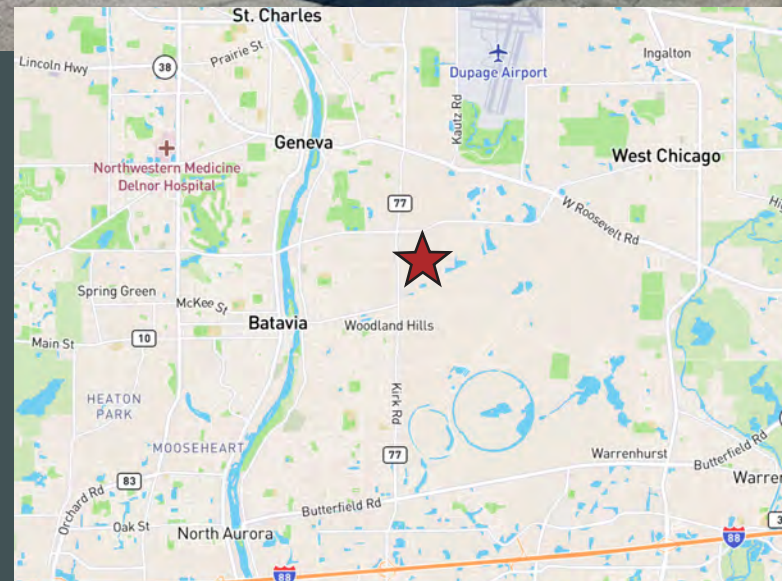

Senior Associate

+1 224 938 5260

dylan.demaio@cbre.com

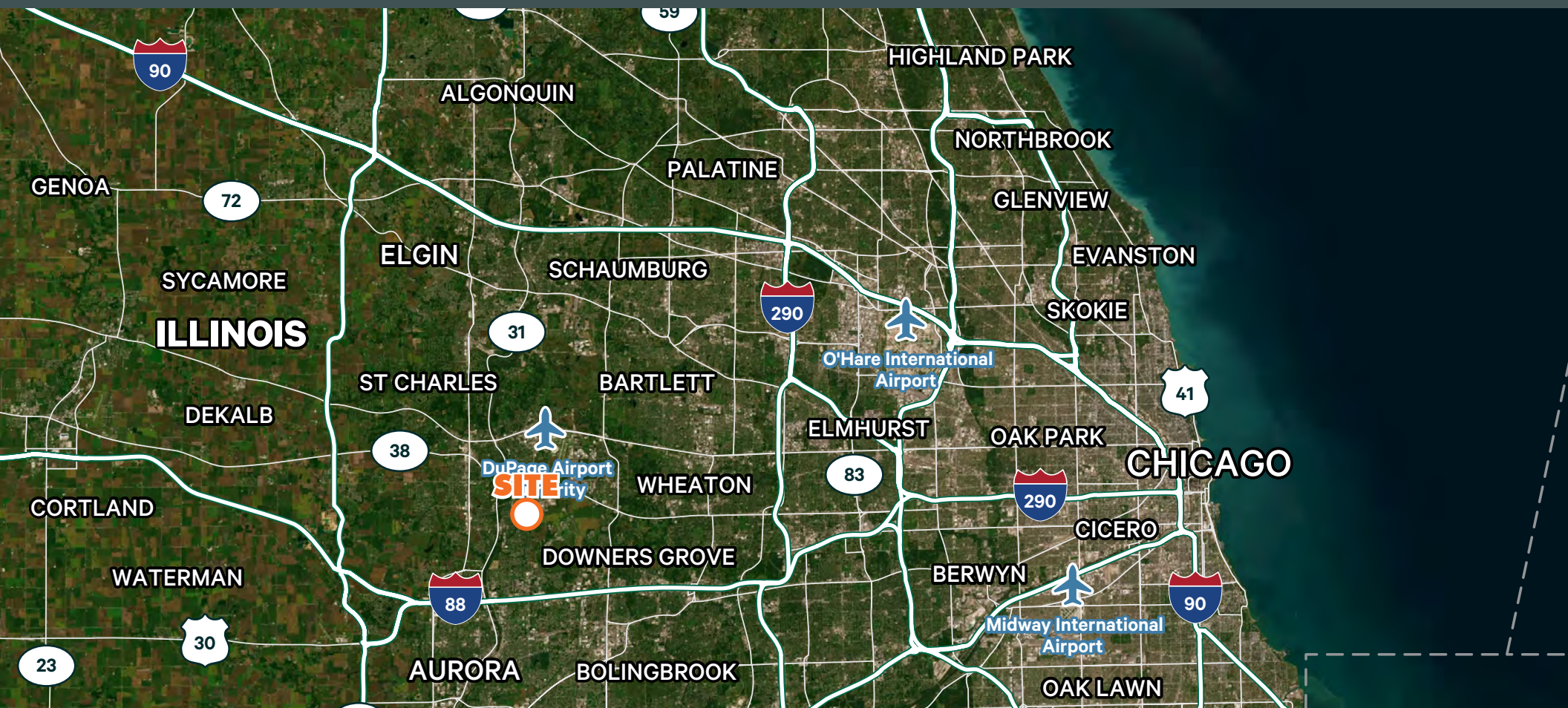
1055 Paramount Pkwy
Batavia, IL 60510

5,000 SF Available



Site Plan





Contact Us

Dylan DeMaio

Senior Associate

+1 224 938 5260

dylan.demaio@cbre.com

© 2025 CBRE, Inc. All rights reserved. This information has been obtained from sources believed reliable, but has not been verified for accuracy or completeness. You should conduct a careful, independent investigation of the property and verify all information. Any reliance on this information is solely at your own risk. CBRE and the CBRE logo are service marks of CBRE, Inc. All other marks displayed on this document are the property of their respective owners, and the use of such logos does not imply any affiliation with or endorsement of CBRE. Photos herein are the property of their respective owners. Use of these images without the express written consent of the owner is prohibited.