


**sweeney**

REAL ESTATE & APPRAISAL

RETAIL FOR LEASE

960 WILLETT AVENUE  
EAST PROVIDENCE - RHODE ISLAND



One Turks Head Place, Suite 850 • Providence, Rhode Island 02903  
T: 401.331.9300 • F: 401.331.9306 • [www.sreari.com](http://www.sreari.com)



JAY KERN | [JKERN@SREARI.COM](mailto:JKERN@SREARI.COM) | 401-331-9300 X206 | 401-523-1049

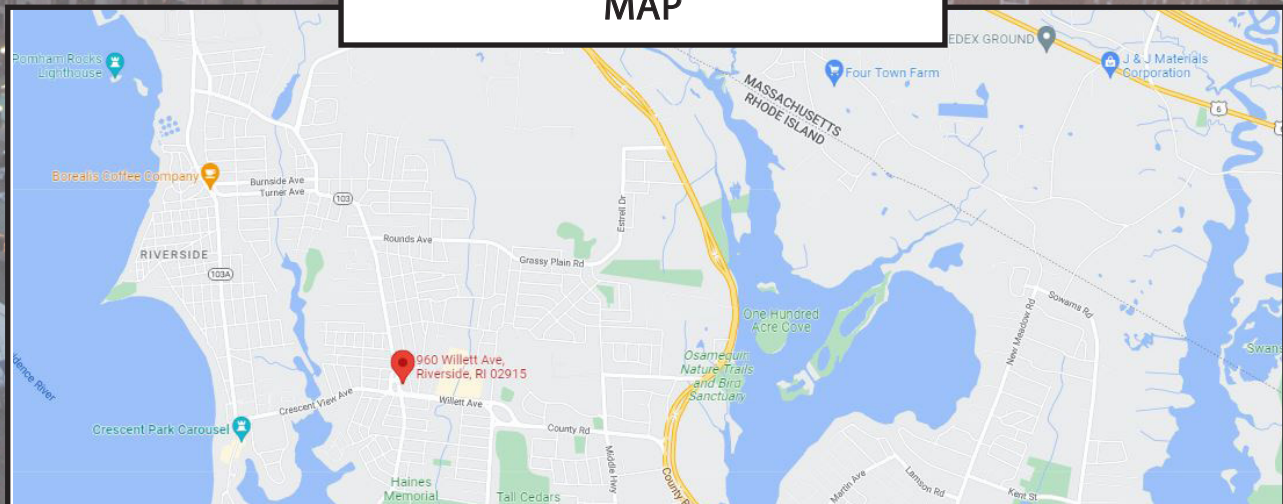
## 960 WILLETT AVENUE EAST PROVIDENCE - RHODE ISLAND

RENTAL RATE: \$3,000/MONTH NNN  
(Plat 513/25, Lot 10)

### PROPERTY DETAILS

- 5,638± SF Building
- 0.64± Acres of Land
- Build to Suit Options
- Drive-In-Door
- Large Display Windows
- 15+ Lined Parking Spaces
- Zoned C-2: Commercial 2 Neighborhood Business
- Two Curb Cuts onto RT-103
- Just North of Willett Avenue & Crescent View Avenue Intersection
- Neighbors Include: Dunkin', Town Pizza, Total Market, & Navigant Credit Union

### MAP



## 960 WILLETT AVENUE EAST PROVIDENCE - RHODE ISLAND

### DEMOGRAPHICS

Radius	Population	Average HH Income
1 Mile	12,500	\$96,015
3 Miles	46,639	\$106,576
5 Miles	169,567	\$88,967

### AERIAL



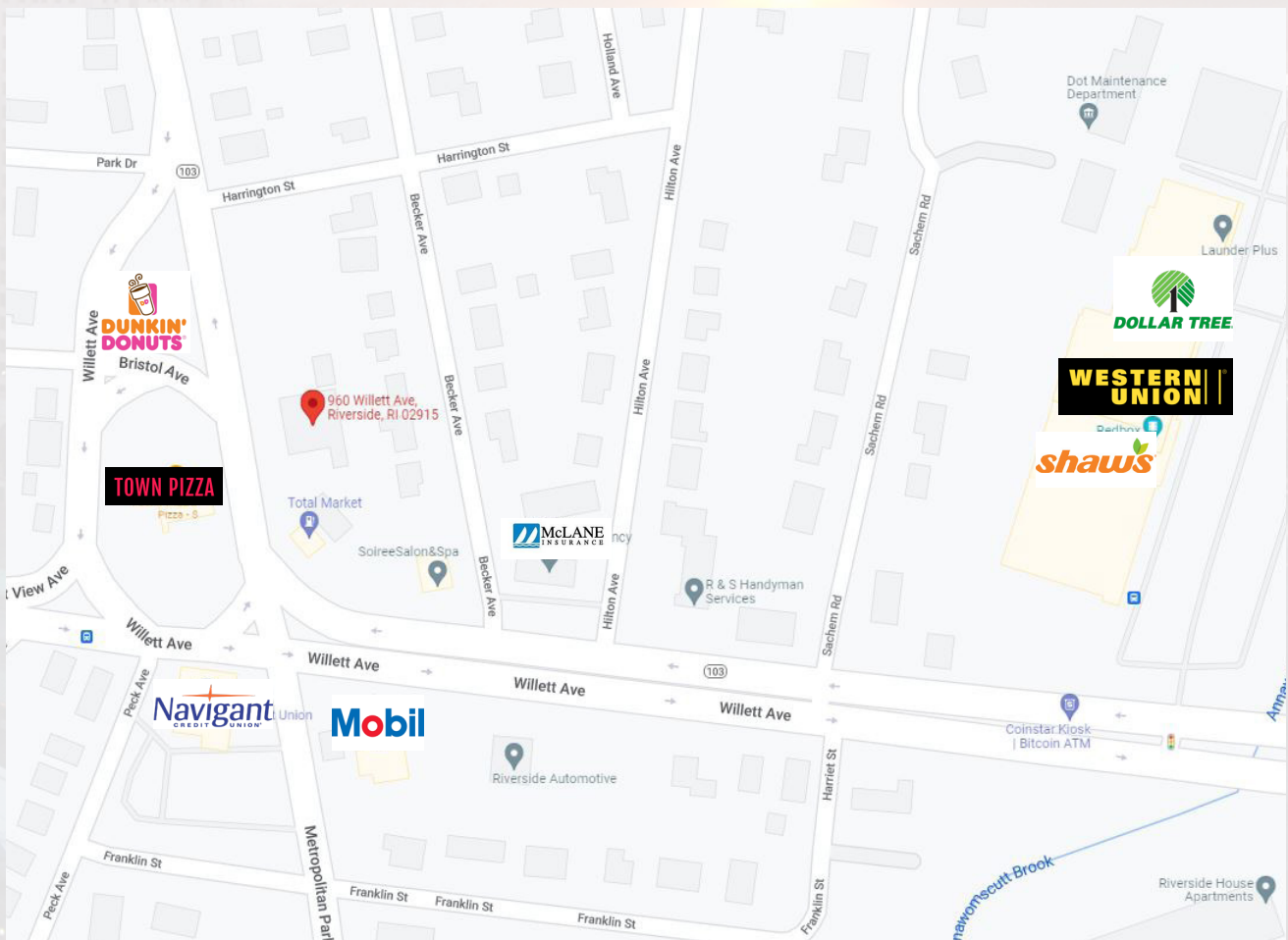
# sweeney

REAL ESTATE & APPRAISAL

## 960 WILLETT AVENUE EAST PROVIDENCE - RHODE ISLAND

RENTAL RATE: \$3,000/MONTH NNN  
(Plat 513/25, Lot 10)

MAP



JAY KERN | JKERN@SREARI.COM | 401-331-9300 x206 | 401-523-1049