

MEDICAL OFFICE BUILDING AVAILABLE

FOR SALE
OR LEASE

JAMESON.

TRILOGY
BEHAVIORAL HEALTHCARE

OFFERING
MEMORANDUM

2551

2551 W. PETERSON
CHICAGO, IL

MARK KISHTOW

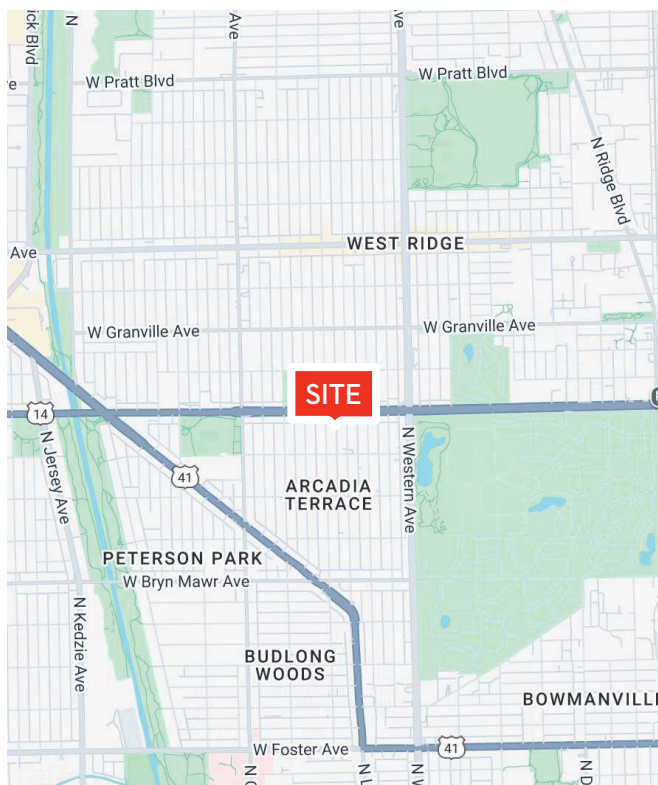
SENIOR VP, INVESTMENT SALES
mkishtow@jameson.com
312.867.2265

MARK JONES, CCIM

SENIOR VP, INVESTMENT SALES
mjones@jameson.com
312.335.3229

EXECUTIVE SUMMARY

Introducing a premier offering from Jameson Commercial at 2551 W. Peterson, this meticulously maintained medical office building presents a compelling opportunity for sale or lease. Strategically positioned in Peterson Park, the property boasts a single-story layout with convenient rear parking accommodating three vehicles. Recently renovated, the 2,500 square foot office space features a modernized interior highlighted by a gracious reception area, six well-appointed exam rooms, an employee break room, and an executive office. Ideal for an owner/user seeking a turnkey medical facility, this property combines functional design with a prime location, poised to meet the discerning needs of healthcare professionals.



SALES PRICE: \$379,000

LEASE PRICE: \$4,000/MONTH MG

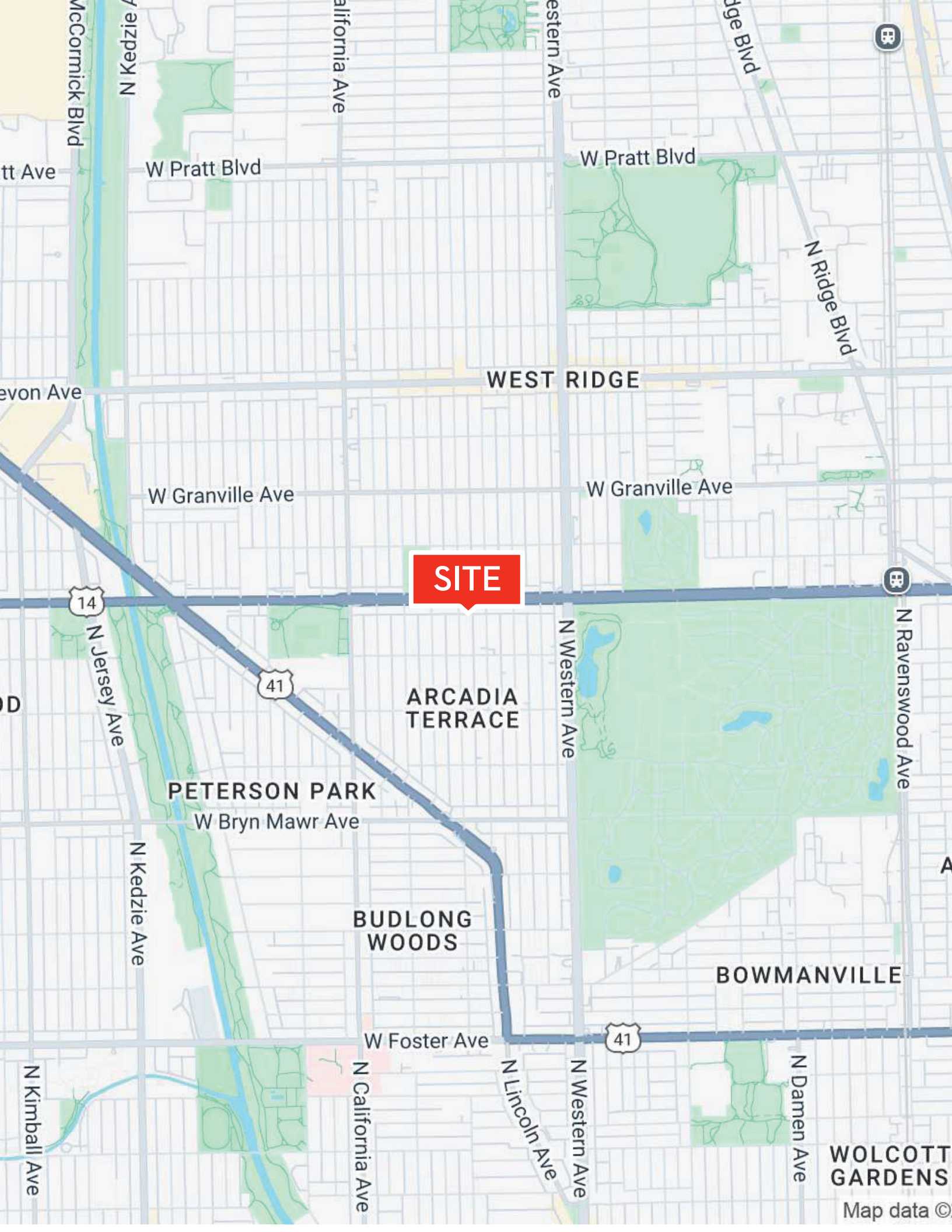
BUILDING SIZE: 2,500 SF

LOT SIZE: 3,125 SF

ZONING: B3-2

PARKING: 3 SPACES





SITE

WEST RIDGE

**ARCADIA
TERRACE**

PETERSON PARK

**BUDLONG
WOODS**

BOWMANVILLE

**WOLCOTT
GARDENS**

Map data ©

TRANSPORTATION HIGHLIGHTS

COMMUTER RAIL

Rogers Park Station Commuter Rail
(Union Pacific North & Northeast)

DRIVE

6 min

DISTANCE

2.6 mi

Ravenswood Station Commuter Rail
(Union Pacific North)

6 min

3.0 mi

AIRPORT

Chicago O'Hare International Airport

DRIVE

22 min

DISTANCE

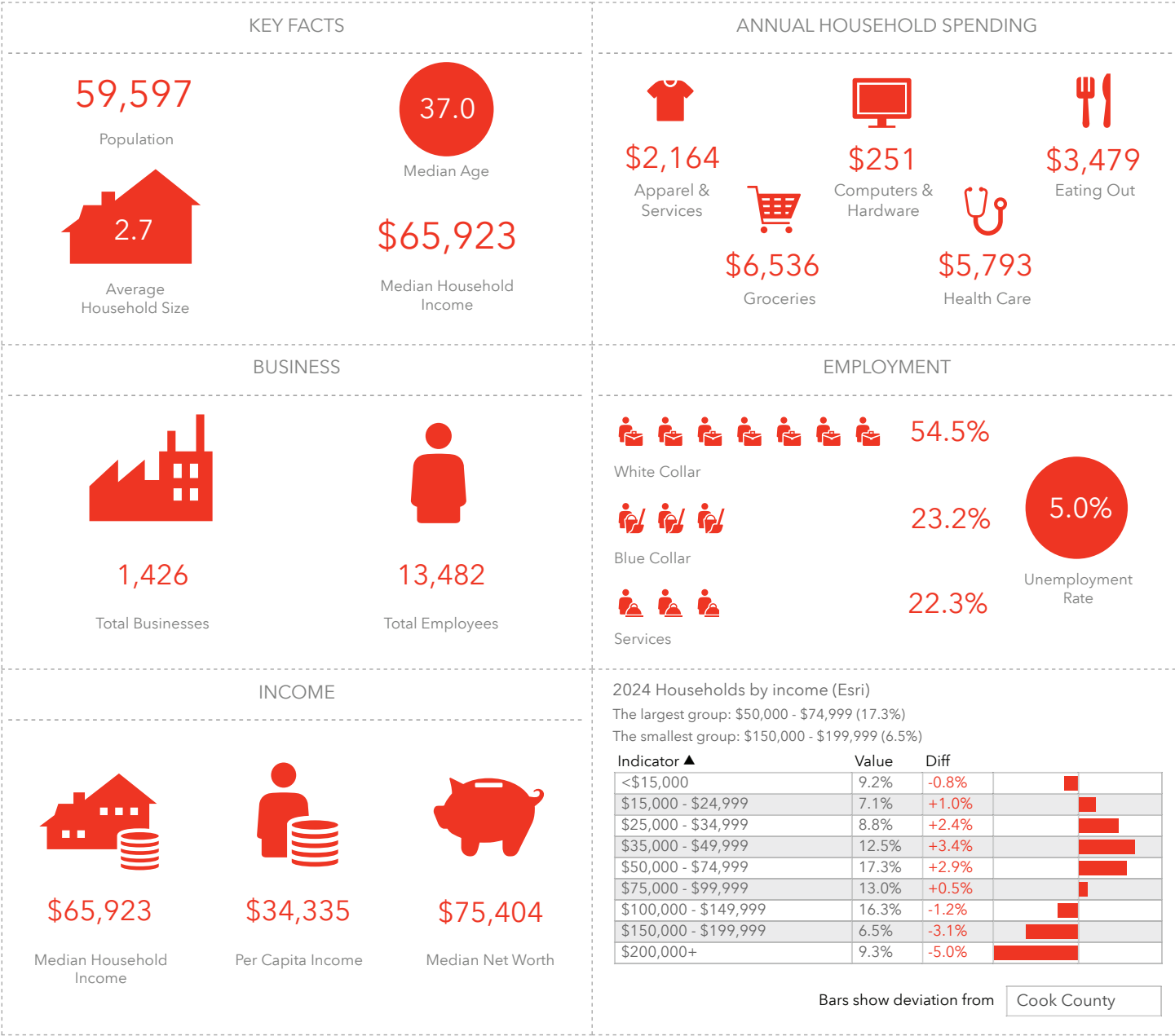
12.3 mi

Chicago Midway International Airport

31 min

16.5 mi

DEMOGRAPHIC INSIGHTS



This infographic contains data provided by Esri, Esri-U.S. BLS, Esri-MRI-Simmons, Esri-Data Axle. The vintage of the data is 2024, 2029.

© 2025 Esri