



For sublease

1680 S Distribution Drive, Salt Lake City, UT 84104

Industrial Space

+/- 13,429 SF Available | ±7,000 SF 2-story office

Mindy Ackerman

mindy.ackerman@jll.com

+1 801 456 9520

Wick Udy


wick.udy@jll.com

+1 801 459 9523

Sublease specifications

Suite 1

- +/- 13,429 SF
 - 6,429 SF warehouse
 - 5,260 SF showroom office-
 - 1,740 SF second floor office
- Six (6) 8'w x 10'h dock doors, three (3) with dock seals and mechanical levelers
- One (1) 12'w x 14'h ramp accessible grade door



Property Details



3-hours

fire rated demising walls



Clear Height

28'



Building dimensions

417 long x 160 deep



Power

3ph/208/480v/1,600 amps
(in building)



Column Spacing

50' x 52'



Truck Court

133'



Lighting

LED motion sensor



Gas

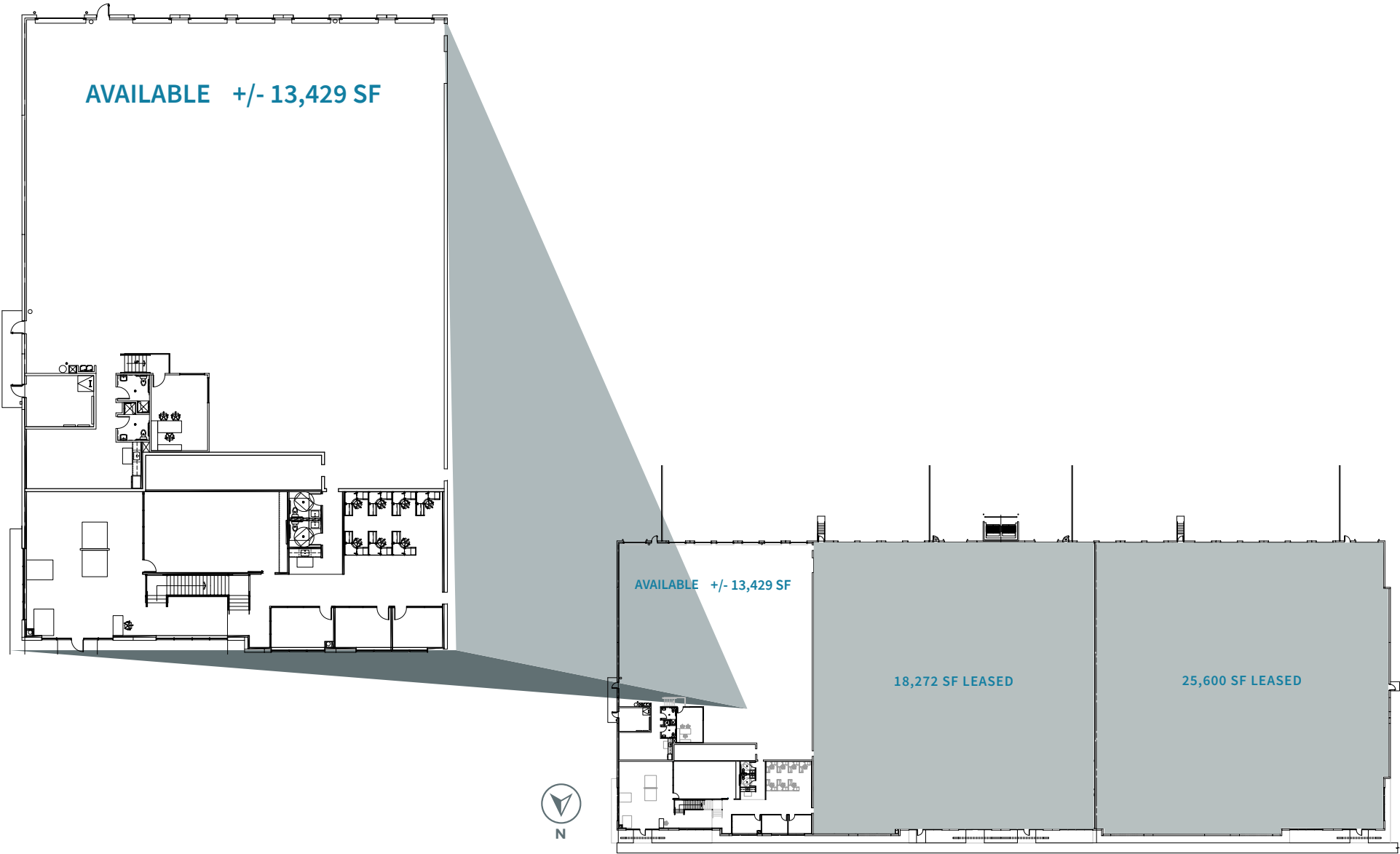
Forced air heat

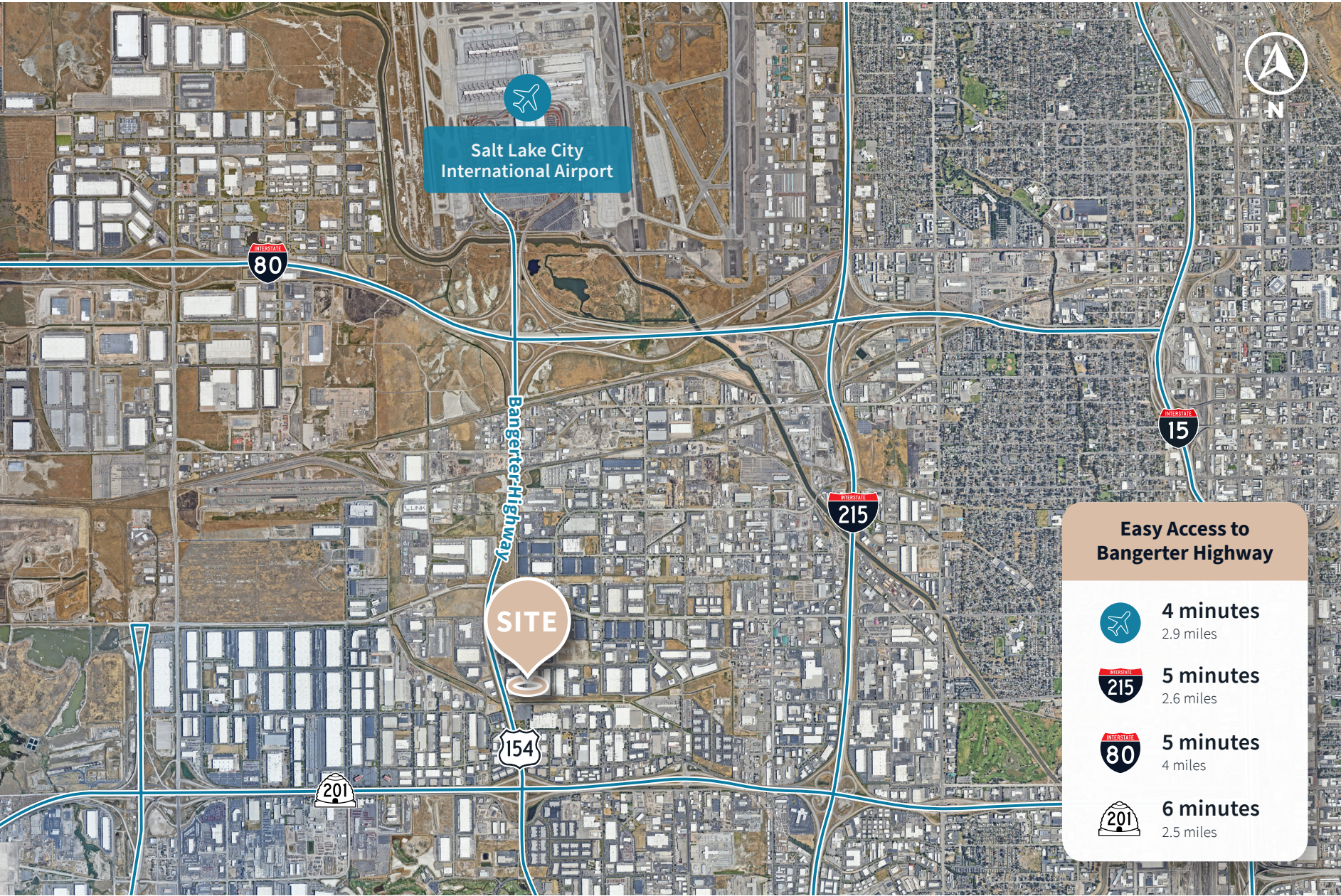


Fire Suppression

ESFR'

Floor plan





Contact

Mindy Ackerman

mindy.ackerman@jll.com

+1 801 456 9520

Wick Udy

wick.udy@jll.com

+1 801 459 9523

JLL disclaimer

Although information has been obtained from sources deemed reliable, neither Owner nor JLL makes any guarantees, warranties or representations, express or implied, as to the completeness or accuracy as to the information contained herein. Any projections, opinions, assumptions or estimates used are for example only. There may be differences between projected and actual results, and those differences may be material. The Property may be withdrawn without notice. Neither Owner nor JLL accepts any liability for any loss or damage suffered by any party resulting from reliance on this information. If the recipient of this information has signed a confidentiality agreement regarding this matter, this information is subject to the terms of that agreement. ©2024 Jones Lang LaSalle IP, Inc. All rights reserved.