

TRUCK PARKING AND STORAGE YARD AVAILABLE



LEASE YARD AREAS RANGING FROM 3.0 ACRES - 28.7 ACRES

5001 E BROADWAY
SPOKANE VALLEY, WA 99212

Property Details

West Yard Area: 6.80 Acres

East Yard Area: 13.18 Acres

- 5,310 SF of Office Available

South Yard Area: 8.70 Acres

- 6,150 SF of Warehouse Available

Prime Location

- I-90 & Freya Interchange – 1.25 mile
- I-90 & Broadway Interchange – 1 mile
- Spokane International Airport – 12 miles
- Downtown Spokane – 5 miles
- Valley Mall & Retail Core – 7 miles

**OPEN
LISTING
FOR ALL
BROKERS**

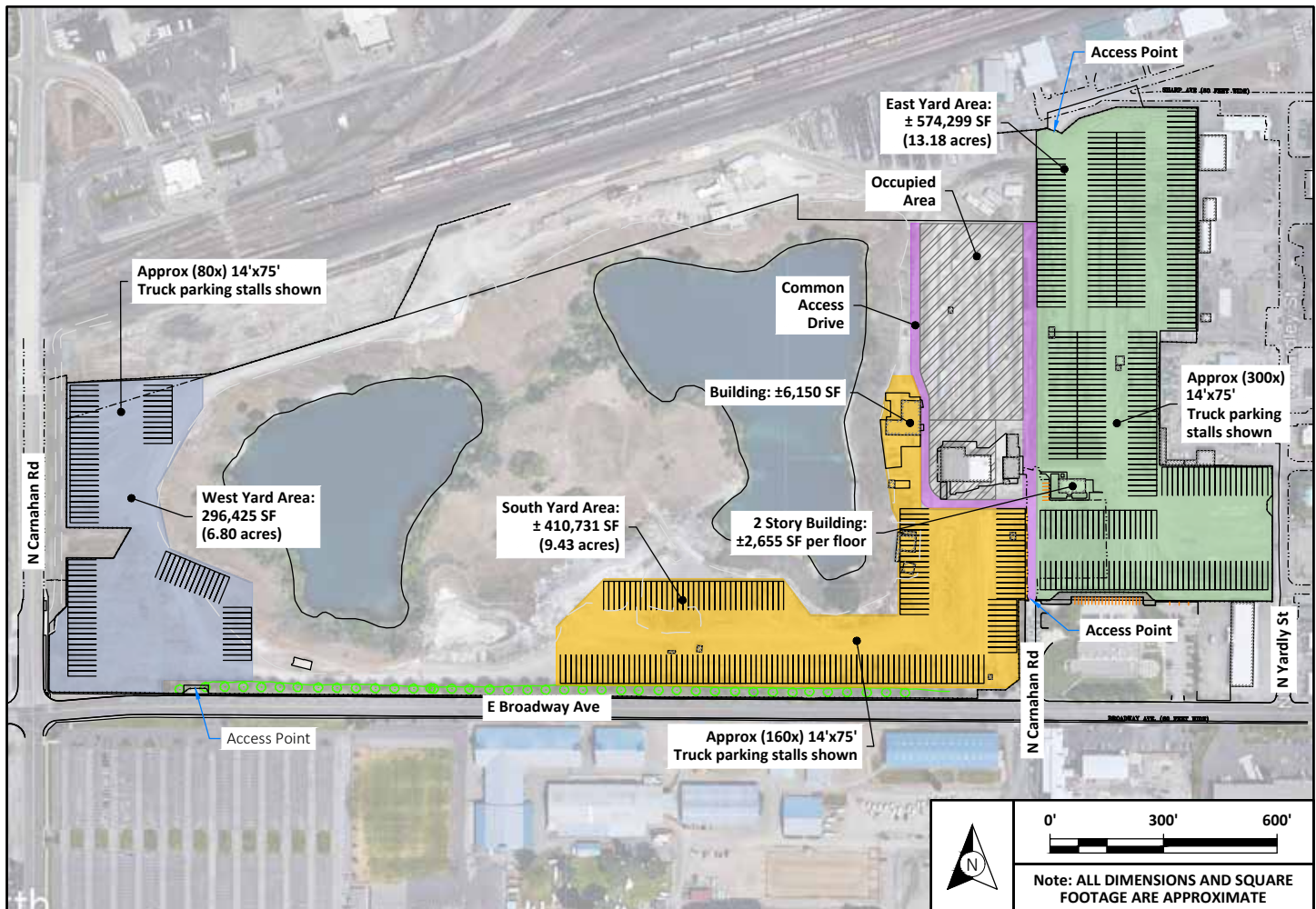
Lease Rate

Based on Yard Size Requirements

FOR LEASE | OFFICE AND YARD

SPOKANE VALLEY, WA 99212

FLOOR PLAN



WEST YARD AREA 6.80 Acres

Access Off Of Broadway
80+ Trailer Spots

SOUTH YARD AREA 8.70 Acres

6,150 SF Warehouse
Available

(3x) 10' x 9' Grade Doors
(2x) 12' x 12' Grade Doors

160+ Trailer Spots

Access Off Of Broadway

EAST YARD AREA 13.18 Acres

5,310 SF Office Available
300+ Trailer Spots

Access Off Of Broadway,
Yardley, and Railroad

FOR LEASE | OFFICE AND YARD

SPOKANE VALLEY, WA 99212

FLOOR PLAN



FOR LEASE | OFFICE AND YARD

SPOKANE VALLEY, WA 99212

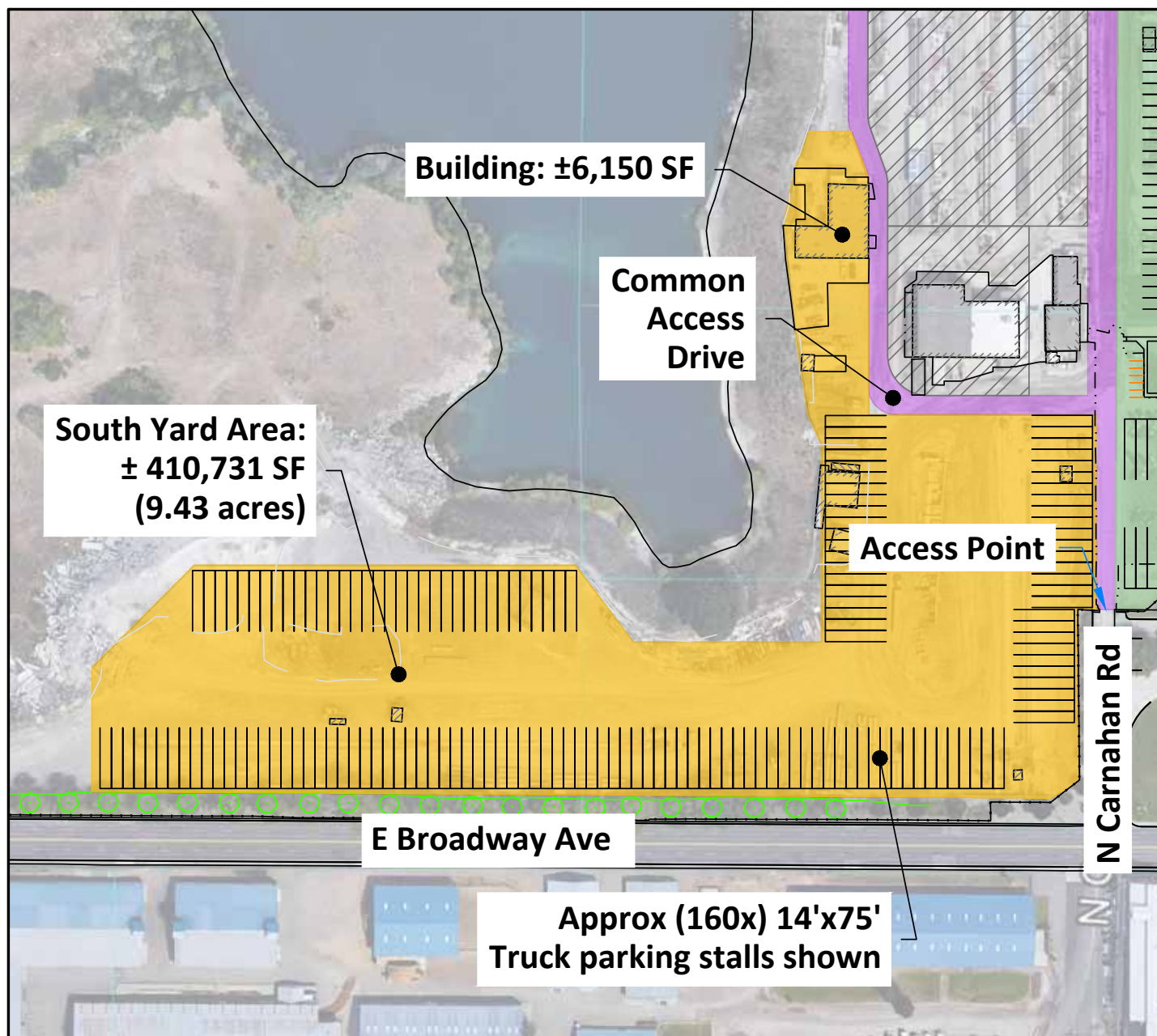
PHOTOS - WEST YARD AREA



FOR LEASE | OFFICE AND YARD

SPOKANE VALLEY, WA 99212

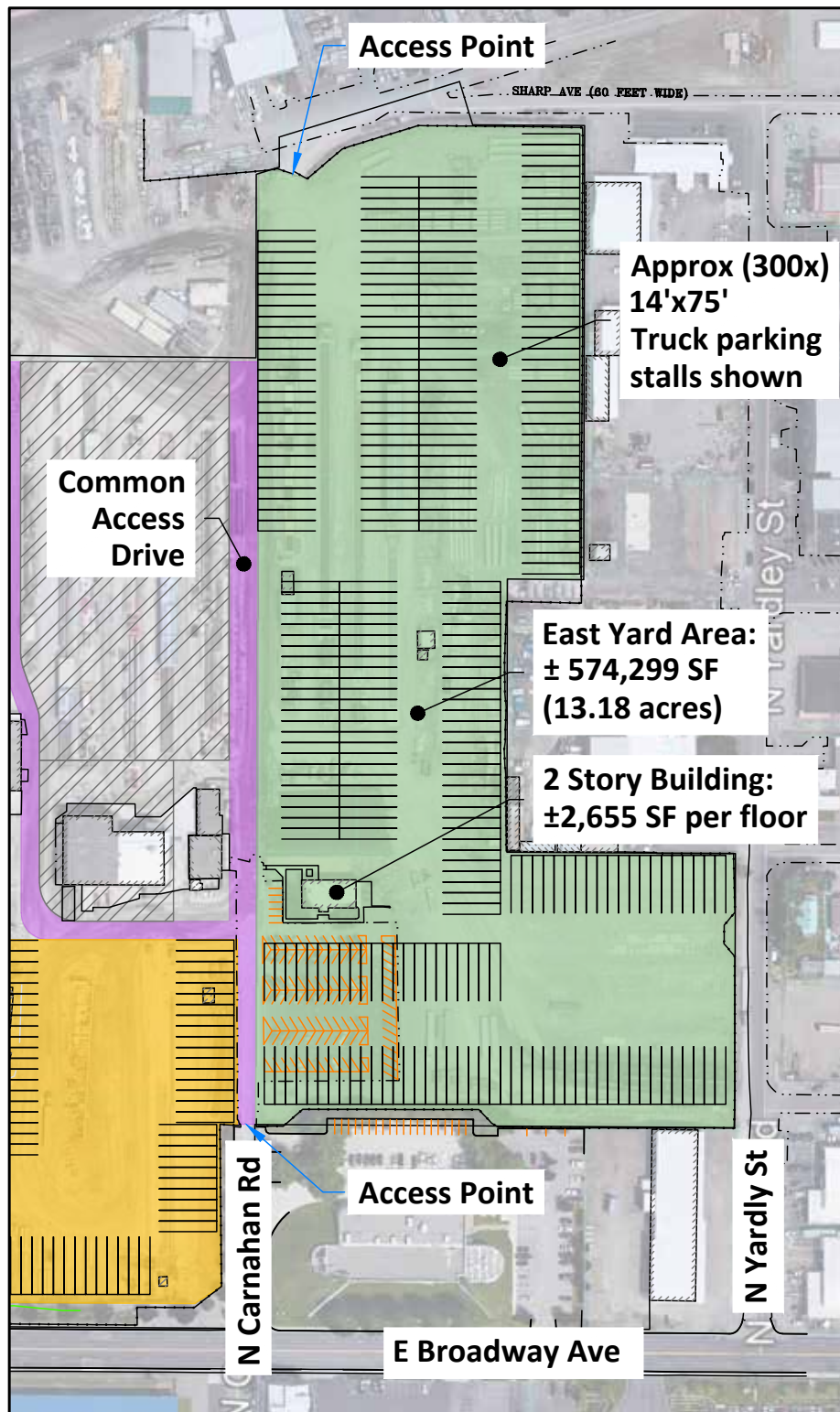
FLOOR PLAN



FOR LEASE | OFFICE AND YARD

SPOKANE VALLEY, WA 99212

FLOOR PLAN



FOR LEASE | OFFICE AND YARD

SPOKANE VALLEY, WA 99212

MAP

