

INDUSTRIAL PROPERTY // FOR LEASE

6,200 SF INDUSTRIAL SPACE FOR LEASE IN PLYMOUTH | HEAVY POWER

9123 GENERAL CT
PLYMOUTH, MI 48170



- 6,200 SF Industrial Space
- 1,200 SF Office Space
- One (1) 10' x 14' Overhead Door
- Zoned Light Industrial
- Heavy Power | 480 Volt
- 16' Clear Height
- Close to I-275 & Downtown Plymouth
- Immediate Occupancy



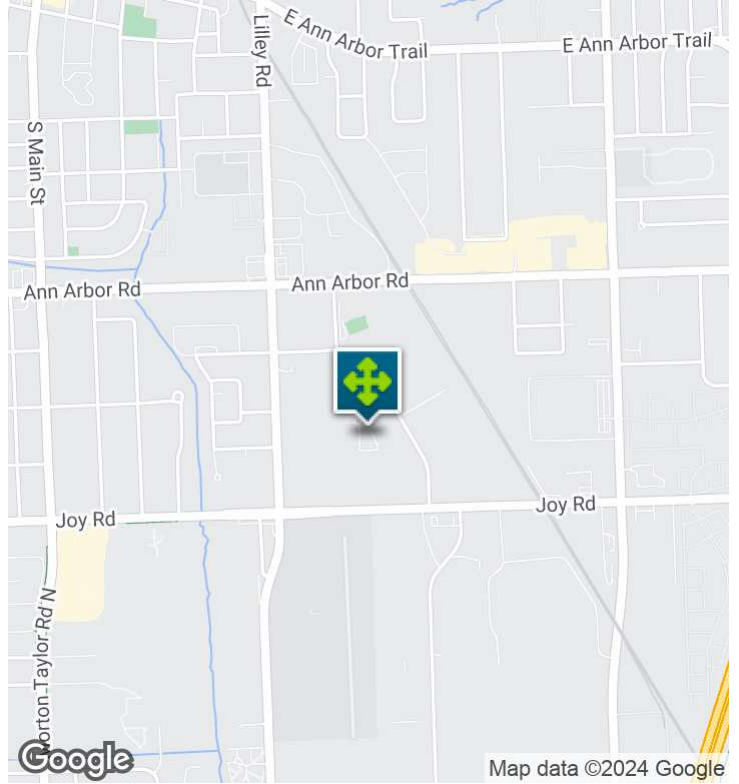
P.A. COMMERCIAL
Corporate & Investment Real Estate

26555 Evergreen Road, Suite 1500
Southfield, MI 48076
248.358.0100
pacommercial.com

We obtained the information above from sources we believe to be reliable. However, we have not verified its accuracy and make no guarantee, warranty or representation about it. It is submitted subject to the possibility of errors, omissions, change of price, rental or other conditions, prior sale, lease or financing, or withdrawal without notice. We include projections, opinions, assumptions or estimates for example only, and they may not represent current, past or future performance of the property. You and your tax and legal advisors should conduct your own investigation of the property and transaction.

9123 GENERAL CT, PLYMOUTH, MI 48170 // FOR LEASE

EXECUTIVE SUMMARY



Lease Rate	\$9.75 SF/YR (GROSS)
-------------------	---------------------------------

OFFERING SUMMARY

Building Size:	18,600 SF
Available SF:	6,200 SF
Lot Size:	1.5 Acres
Year Built:	1973
Renovated:	2018
Zoning:	Light Industrial
Market:	Detroit
Submarket:	Airport I-275

PROPERTY OVERVIEW

Great location off Ann Arbor Trail and Plymouth Road. Clean, renovated space with immediate occupancy! 6,200 SF with 1,200 SF office. Unit includes 16' clear, one (1)-10'x14' overhead door. Gross rate includes taxes, insurance, and exterior maintenance.

LOCATION OVERVIEW

Located off of Lilley Rd, just south of Ann Arbor Road. Close to I-275 and Downtown Plymouth.

PROPERTY HIGHLIGHTS

- 6,200 SF Industrial Space
- 1,200 SF Office Space
- One (1) 10' x 14' Overhead Door
- Zoned Light Industrial
- 480 Volt Power
- 16' Clear

9123 GENERAL CT, PLYMOUTH, MI 48170 // FOR LEASE

INDUSTRIAL DETAILS

Property Type:	Industrial
Building Size:	18,600 SF
Space Available:	6,200 SF
Shop SF:	5,000 SF
Office SF:	1,200 SF
Occupancy:	Immediate
Zoning:	Light Industrial
Lot Size:	1.5 Acres
Parking Spaces:	10
Fenced Yard:	No
Trailer Parking:	No
Year Built / Renovated:	1973/2018
Construction Type:	Brick/Block
Clear Height:	16'
Overhead Doors:	One (1) 10' x 14'
Truckwells/Docks:	No
Cranes:	No
Column Spacing:	50'
Power:	480 Volt
Buss Duct:	Yes
Air Conditioning:	N/A
Heat Type:	Gas Unit
Lighting:	Fluorescent
Restrooms:	2



P.A. COMMERCIAL
Corporate & Investment Real Estate

John T. Arthurs PRINCIPAL
D: 248.663.0506 | C: 248.563.3225
johna@pacommercial.com

We obtained the information above from sources we believe to be reliable. However, we have not verified its accuracy and make no guarantee, warranty or representation about it. It is submitted subject to the possibility of errors, omissions, change of price, rental or other conditions, prior sale, lease or financing, or withdrawal without notice. We include projections, opinions, assumptions or estimates for example only, and they may not represent current, past or future performance of the property. You and your tax and legal advisors should conduct your own investigation of the property and transaction.

9123 GENERAL CT, PLYMOUTH, MI 48170 // FOR LEASE

ADDITIONAL PHOTOS



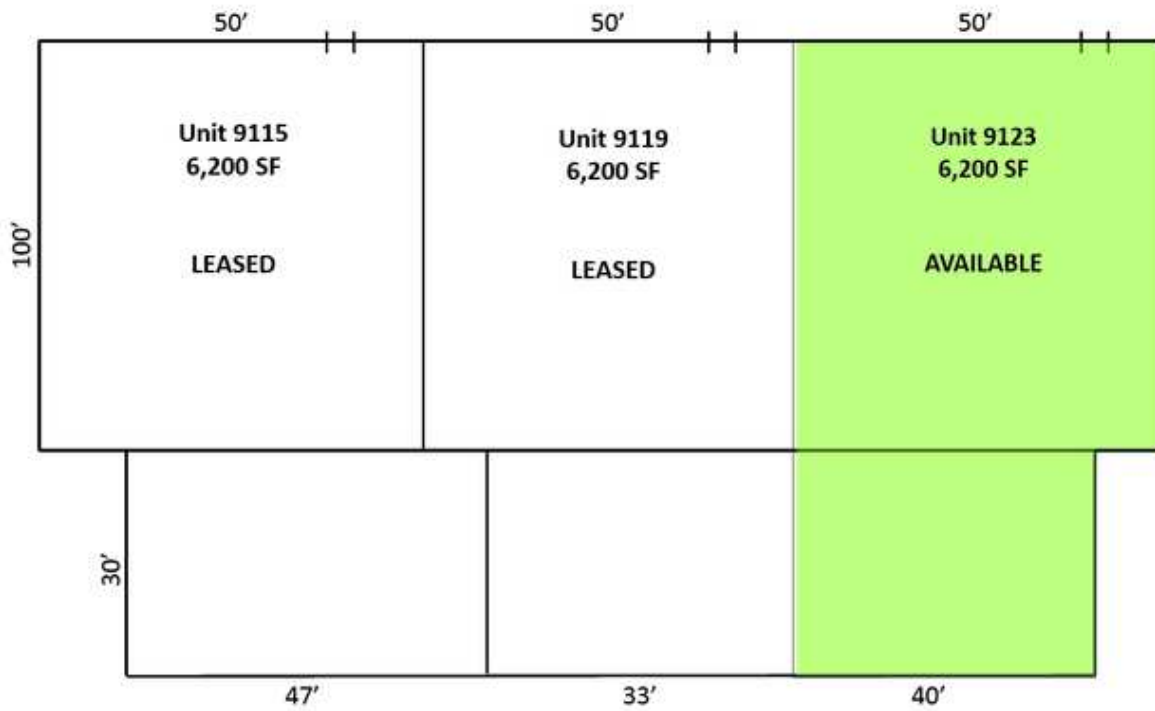
P.A. COMMERCIAL
Corporate & Investment Real Estate

John T. Arthurs PRINCIPAL
D: 248.663.0506 | C: 248.563.3225
johna@pacommercial.com

We obtained the information above from sources we believe to be reliable. However, we have not verified its accuracy and make no guarantee, warranty or representation about it. It is submitted subject to the possibility of errors, omissions, change of price, rental or other conditions, prior sale, lease or financing, or withdrawal without notice. We include projections, opinions, assumptions or estimates for example only, and they may not represent current, past or future performance of the property. You and your tax and legal advisors should conduct your own investigation of the property and transaction.

9123 GENERAL CT, PLYMOUTH, MI 48170 // FOR LEASE

SITE PLANS



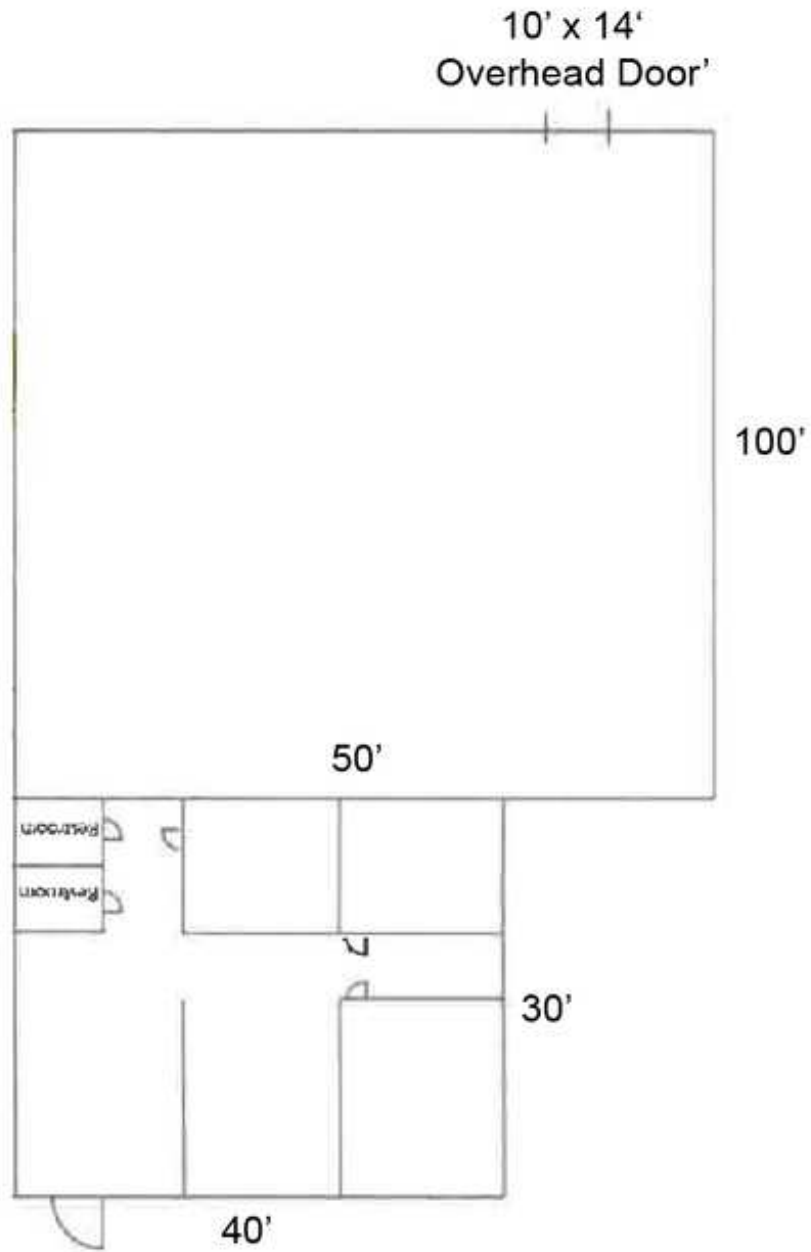
P.A. COMMERCIAL
Corporate & Investment Real Estate

John T. Arthurs PRINCIPAL
D: 248.663.0506 | C: 248.563.3225
johna@pacommercial.com

We obtained the information above from sources we believe to be reliable. However, we have not verified its accuracy and make no guarantee, warranty or representation about it. It is submitted subject to the possibility of errors, omissions, change of price, rental or other conditions, prior sale, lease or financing, or withdrawal without notice. We include projections, opinions, assumptions or estimates for example only, and they may not represent current, past or future performance of the property. You and your tax and legal advisors should conduct your own investigation of the property and transaction.

9123 GENERAL CT, PLYMOUTH, MI 48170 // FOR LEASE

FLOOR PLANS




P.A. COMMERCIAL
Corporate & Investment Real Estate

John T. Arthurs PRINCIPAL
D: 248.663.0506 | C: 248.563.3225
johna@pacommercial.com

We obtained the information above from sources we believe to be reliable. However, we have not verified its accuracy and make no guarantee, warranty or representation about it. It is submitted subject to the possibility of errors, omissions, change of price, rental or other conditions, prior sale, lease or financing, or withdrawal without notice. We include projections, opinions, assumptions or estimates for example only, and they may not represent current, past or future performance of the property. You and your tax and legal advisors should conduct your own investigation of the property and transaction.

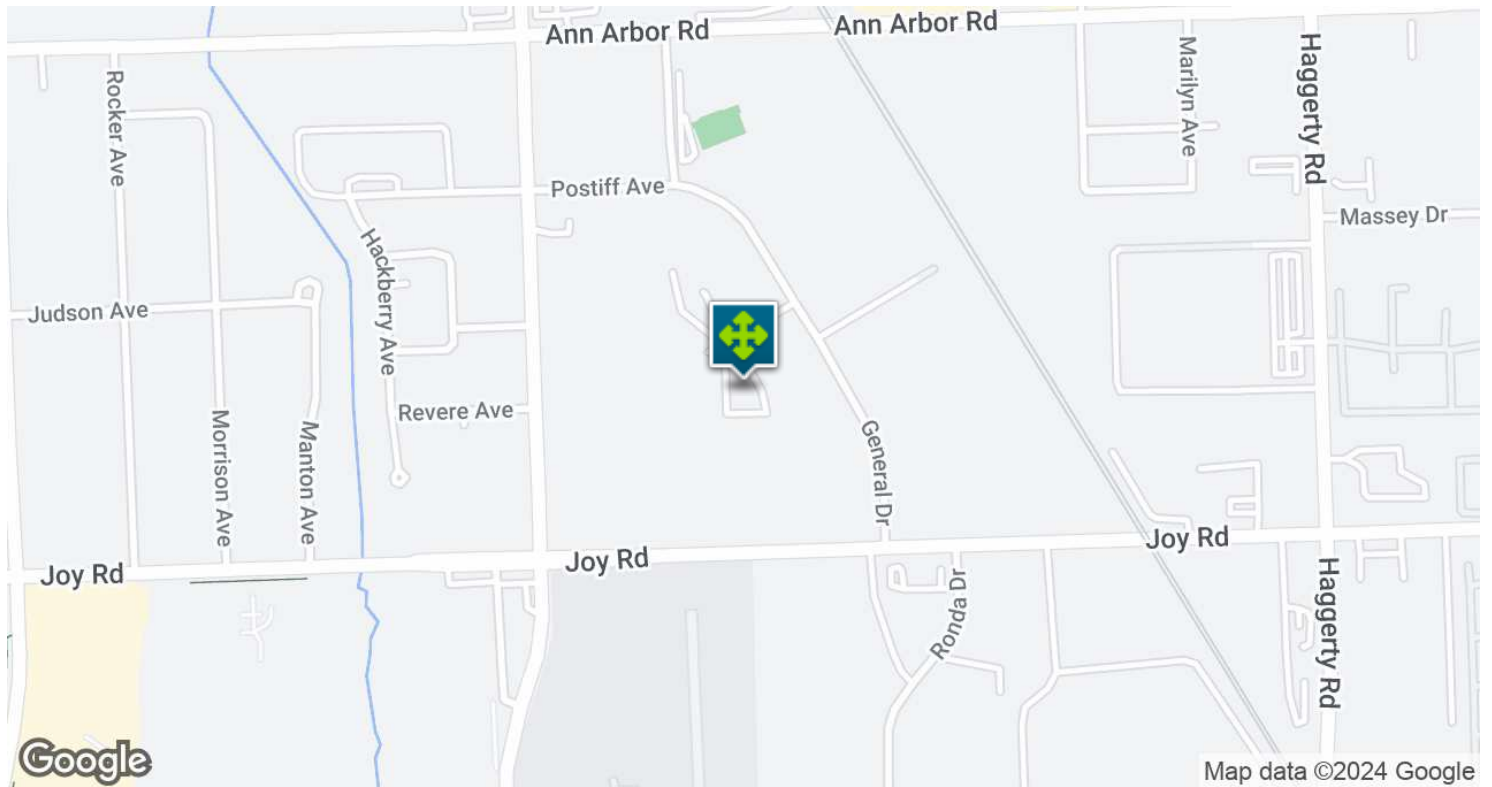
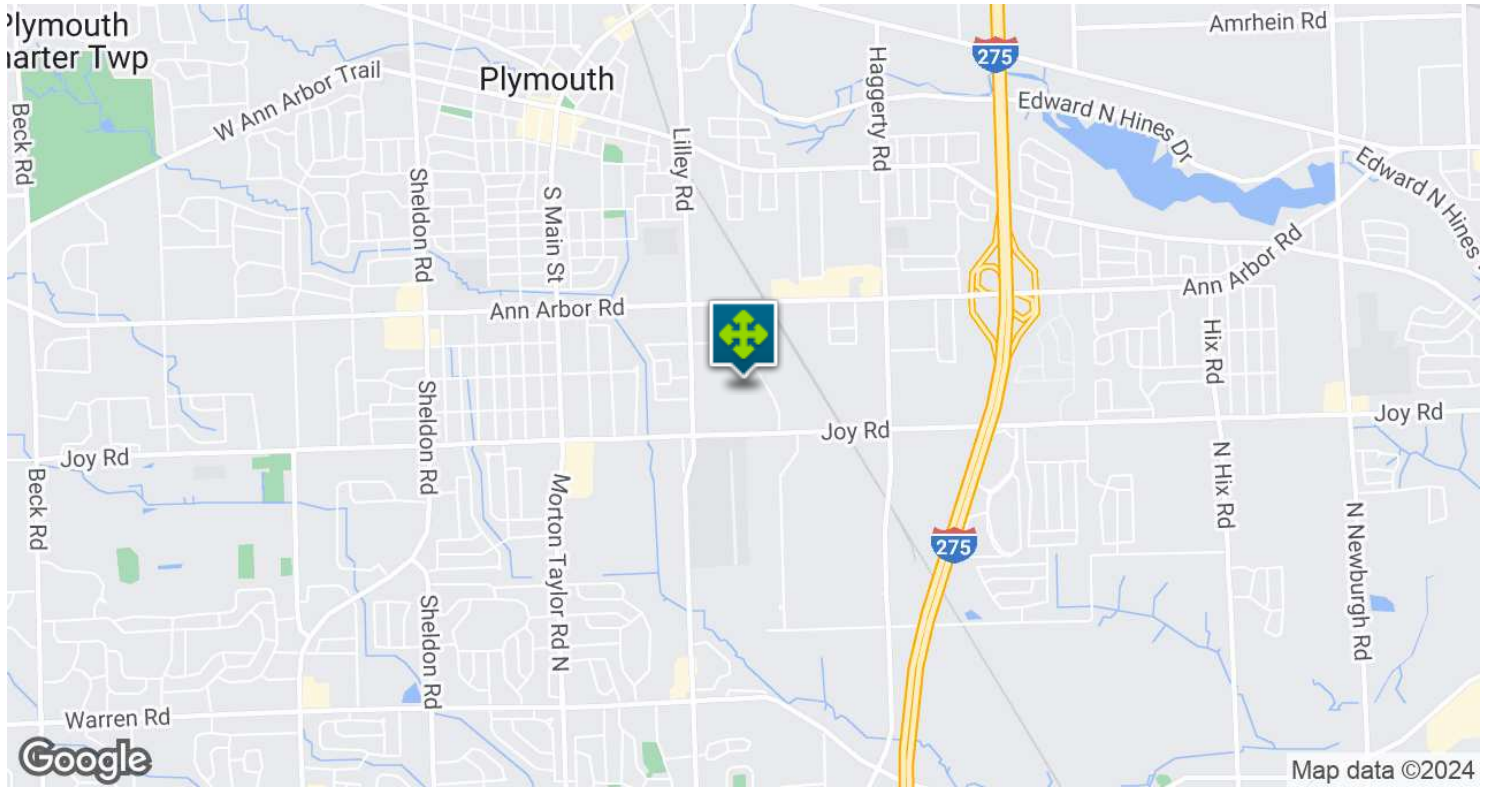
9123 GENERAL CT, PLYMOUTH, MI 48170 // FOR LEASE

AERIAL MAP



9123 GENERAL CT, PLYMOUTH, MI 48170 // FOR LEASE

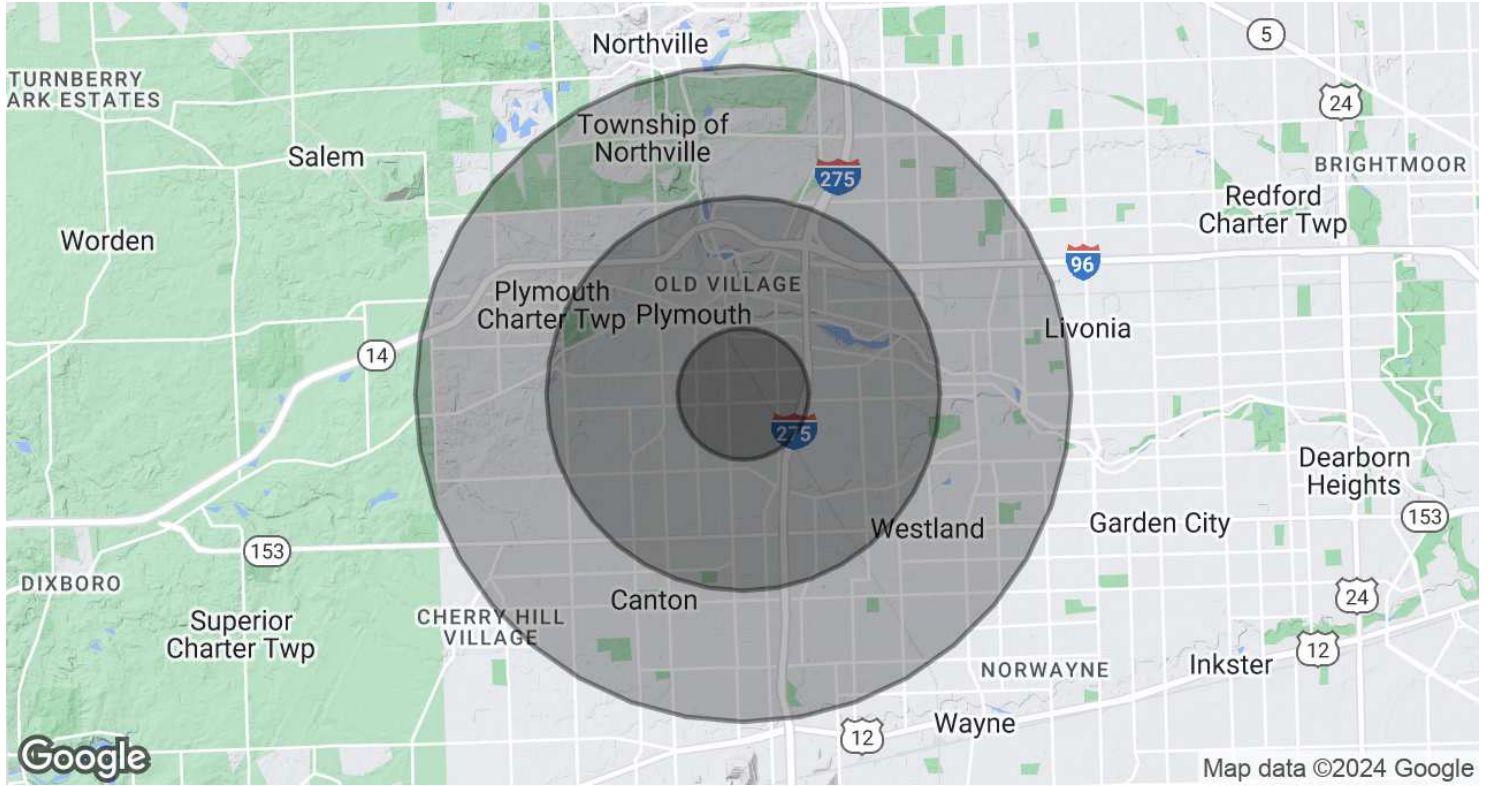
LOCATION MAP



John T. Arthurs PRINCIPAL
D: 248.663.0506 | C: 248.563.3225
johna@pacommercial.com

We obtained the information above from sources we believe to be reliable. However, we have not verified its accuracy and make no guarantee, warranty or representation about it. It is submitted subject to the possibility of errors, omissions, change of price, rental or other conditions, prior sale, lease or financing, or withdrawal without notice. We include projections, opinions, assumptions or estimates for example only, and they may not represent current, past or future performance of the property. You and your tax and legal advisors should conduct your own investigation of the property and transaction.

DEMOGRAPHICS MAP & REPORT



POPULATION	1 MILE	3 MILES	5 MILES
Total Population	7,944	86,401	212,410
Average Age	39.2	38.8	39.4
Average Age (Male)	35.6	37.6	38.3
Average Age (Female)	40.1	39.5	40.4
HOUSEHOLDS & INCOME	1 MILE	3 MILES	5 MILES
Total Households	3,395	34,178	82,022
# of Persons per HH	2.3	2.5	2.6
Average HH Income	\$72,640	\$80,365	\$86,161
Average House Value	\$192,052	\$218,315	\$256,475

2020 American Community Survey (ACS)

9123 GENERAL CT, PLYMOUTH, MI 48170 // FOR LEASE

CONTACT US



FOR MORE INFORMATION, PLEASE CONTACT:



John T. Arthurs

PRINCIPAL

D: 248.663.0506

C: 248.563.3225

johna@pacommercial.com

P.A. Commercial

26555 Evergreen Road, Suite 1500

Southfield, MI 48076

P: 248.358.0100

F: 248.358.5300

pacommercial.com

Follow Us!



P.A. COMMERCIAL
Corporate & Investment Real Estate

We obtained the information above from sources we believe to be reliable. However, we have not verified its accuracy and make no guarantee, warranty or representation about it. It is submitted subject to the possibility of errors, omissions, change of price, rental or other conditions, prior sale, lease or financing, or withdrawal without notice. We include projections, opinions, assumptions or estimates for example only, and they may not represent current, past or future performance of the property. You and your tax and legal advisors should conduct your own investigation of the property and transaction.