

# WOODBURY HEIGHTS, NJ

832 MANTUA PIKE

±7,873 SF RETAIL PROPERTY FOR LEASE

JOIN



AUTO SERVICE CENTERS

AREA RETAILERS

BANK OF AMERICA



HIGH VISIBILITY SPACE LOCATED OFF MANTUA PIKE!



metrocommercial.com | Plymouth Meeting, PA | Mount Laurel, NJ | Miami, FL | Philadelphia, PA

get in touch.

VALERIE BARGER

Office 610.260.2661

Direct 610.306.6488

vbarger@metrocommercial.com

LUC CHAMPAGNE

Office 610.260.2671

Direct 860.833.1070

lchampagne@metrocommercial.com



3 MILES

SURROUNDED BY TOP MEDICAL, GROCER AND RETAIL TENANTS!



The information and images contained herein are from sources deemed reliable. However, Metro Commercial Real Estate, Inc. makes no representation whatsoever as to their accuracy or authenticity. Images shown may be modified for illustrative purposes. Images may be out-of-date and not current.

WOODBURY HEIGHTS, NJ  
832 MANTUA PIKE



[www.metrocommercial.com](http://www.metrocommercial.com)



## AERIAL VIEW



The information and images contained herein are from sources deemed reliable. However, Metro Commercial Real Estate, Inc. makes no representation whatsoever as to their accuracy or authenticity. Images shown may be modified for illustrative purposes. Images may be out-of-date and not current.

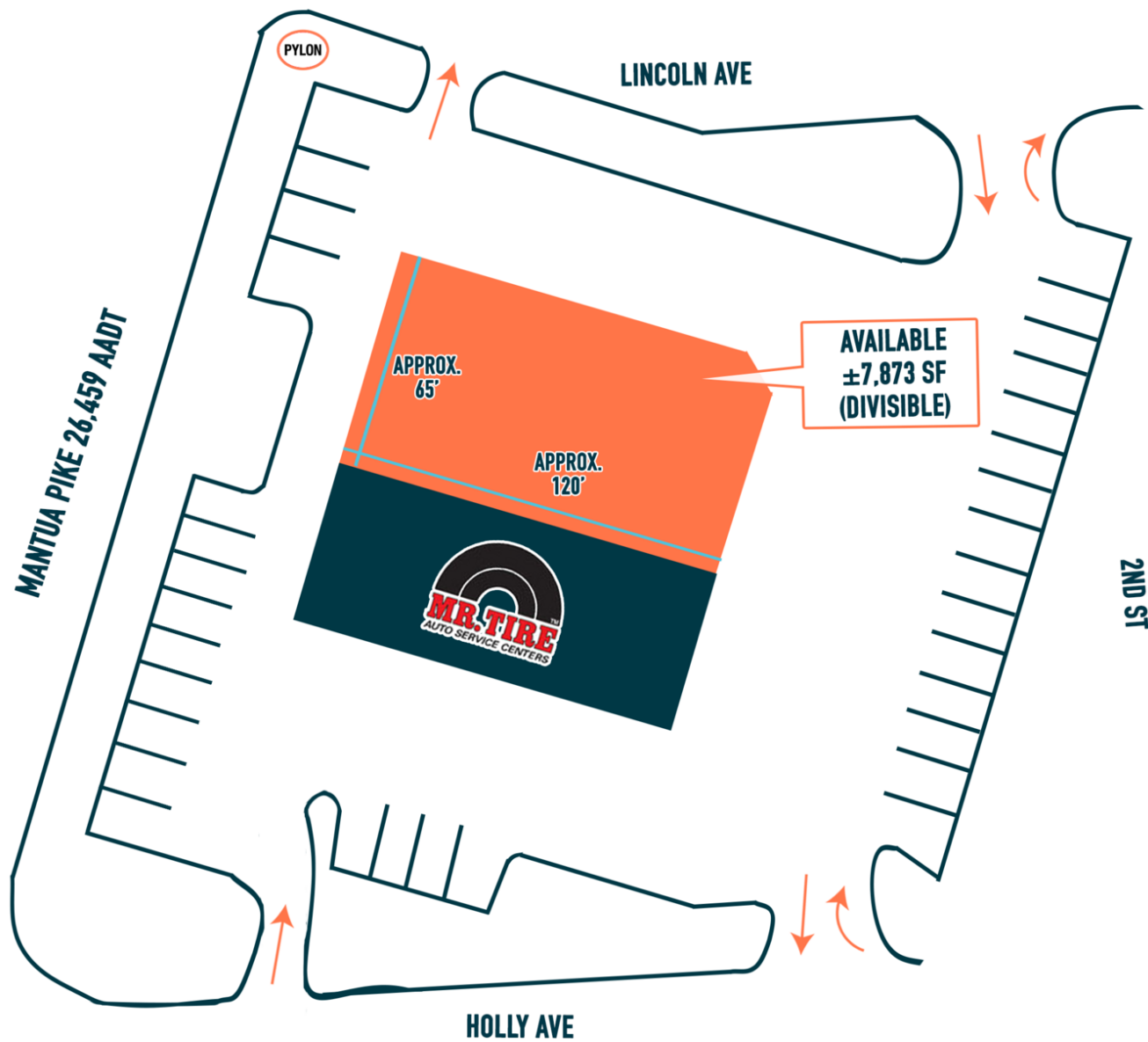
**WOODBURY HEIGHTS, NJ**  
832 MANTUA PIKE



[www.metrocommercial.com](http://www.metrocommercial.com)



## SITE PLAN




The information and images contained herein are from sources deemed reliable. However, Metro Commercial Real Estate, Inc. makes no representation whatsoever as to their accuracy or authenticity. Images shown may be modified for illustrative purposes. Images may be out-of-date and not current.

**WOODBURY HEIGHTS, NJ**  
832 MANTUA PIKE



[www.metrocommercial.com](http://www.metrocommercial.com)

## ADDITIONAL PHOTOS



The information and images contained herein are from sources deemed reliable. However, Metro Commercial Real Estate, Inc. makes no representation whatsoever as to their accuracy or authenticity. Images shown may be modified for illustrative purposes. Images may be out-of-date and not current.

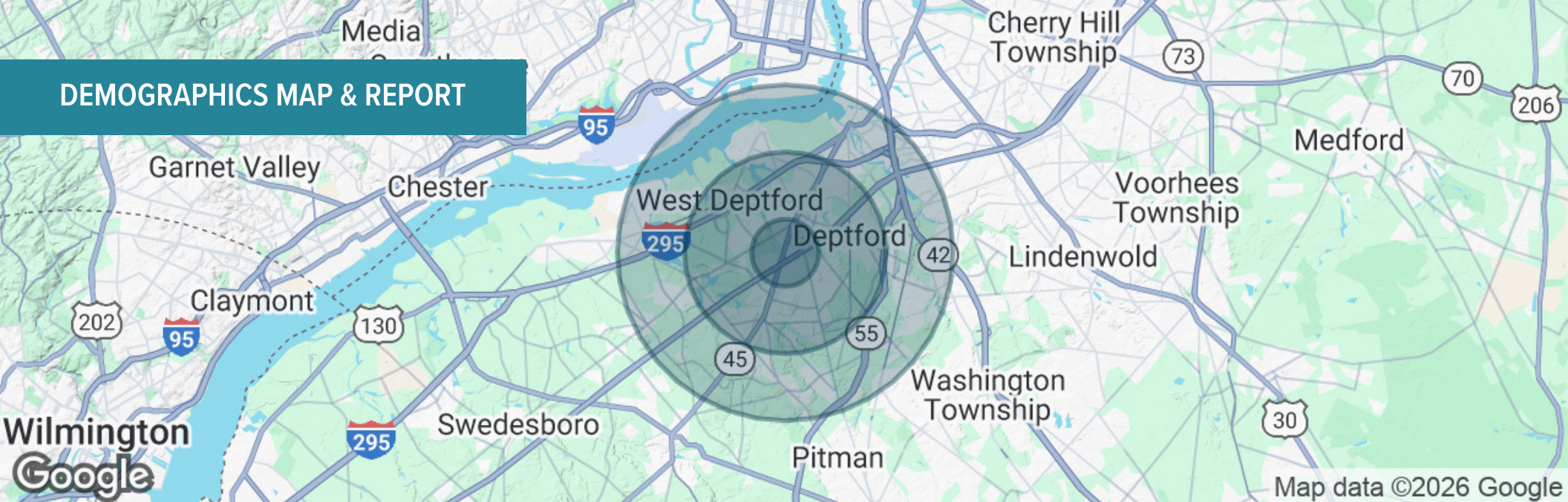
**WOODBURY HEIGHTS, NJ**  
832 MANTUA PIKE



[www.metrocommercial.com](http://www.metrocommercial.com)



## DEMOGRAPHICS MAP & REPORT



POPULATION	1 MILE	3 MILES	5 MILES
Total Population	9,648	67,459	134,019
Average Age	41	42	42
Average Age (Male)	40	41	41
Average Age (Female)	43	44	43
HOUSEHOLDS & INCOME	1 MILE	3 MILES	5 MILES
Total Households	3,745	26,899	53,316
# of Persons per HH	2.6	2.5	2.5
Average HH Income	\$106,179	\$119,519	\$120,293
Average House Value	\$320,108	\$309,958	\$304,182

Demographics data derived from AlphaMap

The information and images contained herein are from sources deemed reliable. However, Metro Commercial Real Estate, Inc. makes no representation whatsoever as to their accuracy or authenticity. Images shown may be modified for illustrative purposes. Images may be out-of-date and not current.

**WOODBURY HEIGHTS, NJ**  
832 MANTUA PIKE



[www.metrocommercial.com](http://www.metrocommercial.com)