



# SUNSET AIRPORT CENTER 2

3272 E. Sunset Rd. & 6405 Pine St., Las Vegas, NV 89120

AVAILABLE  
For Lease

**SPRING SPECIAL  
PROMOTIONAL RATE  
ON SUITES 3272-120,  
6405-125, & 6405-180!**



5960 South Jones Boulevard  
Las Vegas, Nevada 89118  
T 702.388.1800  
F 702.388.1010  
[www.mdlgroup.com](http://www.mdlgroup.com)

**Jarrad Katz, SIOR, CCIM**  
President | Principal  
Lic#: B.0145888.LLC | PM.0167521.BKR  
702.610.1002  
[jkatz@mdlgroup.com](mailto:jkatz@mdlgroup.com)

**Galit Kimerling, SIOR**  
Senior Vice President  
Lic#: S.0065773  
323.244.1628  
[gkimerling@mdlgroup.com](mailto:gkimerling@mdlgroup.com)



**Schnitzer**  
PROPERTIES

## Leasing Details



**\$1.29 - \$1.45**  
**PSF NNN**

Lease Rate



**±2,476 SF -**  
**±2,485 SF**

Space Available



**\$0.37 PSF**

CAM Charges

## Property Details

- + Submarket:** Airport
- + Building Size:** Four (4) buildings totaling ±258,300 SF
- + Zoning:** Industrial Park (I-P)
- + Power:** 200 amps • 277/480 volt • 3-phase per unit
- + HVAC:** Office: HVAC  
Warehouse: Evaporative coolers
- + Clear Height:** ±20'
- + Loading:** Grade level loading doors
- + Fire and Safety:** Wet



*\* 5% commission fee only applies for new tenant deals, excluding current Tenant renewals and relocations. Commission is paid on the base rent only excluding NNN fees, TI's and any concession.*



Service you deserve. People you trust.



Although the information has been obtained from sources deemed reliable, Owner, MDL Group, and/or their representatives, brokers or agents make no guarantee as to the accuracy of the information contained herein, and offer the Property without express or implied warranties of any kind. The Property, Units and/or Rates may be withdrawn and/or changed without notice.

## Location Highlights

- First new ground up, spec mid-bay industrial development in the Airport submarket since 2008
- Conveniently located 2.7 miles (8-min.) from Harry Reid International Airport
- Located 5.3 miles (10-min.) from the I-15 and CC 215/I-215 Interchange to the west, and 8.3 miles (19-min.) from the I-215/I-11 Interchange to the southeast
- The property benefits from being surrounded by ample amenities such as Town Square Las Vegas, Premium Outlets–South, The Las Vegas Strip, Reid Marketplace, dozens of national, regional, and local quick-service and dine-in service restaurants, and much more
- The office portion of the space is HVAC controlled and the warehouse space is maintained with evaporative coolers, with regularly scheduled maintenance included in the CAM's



**SUNSET AIRPORT CENTER 2**

3272 E. Sunset Rd. & 6405 Pine St., Las Vegas, NV 89120

For Lease

- Power Retail
- Hotel & Casino
- Industrial
- Golf & Recreation
- Academia
- Airport



## SUNSET AIRPORT CENTER 2

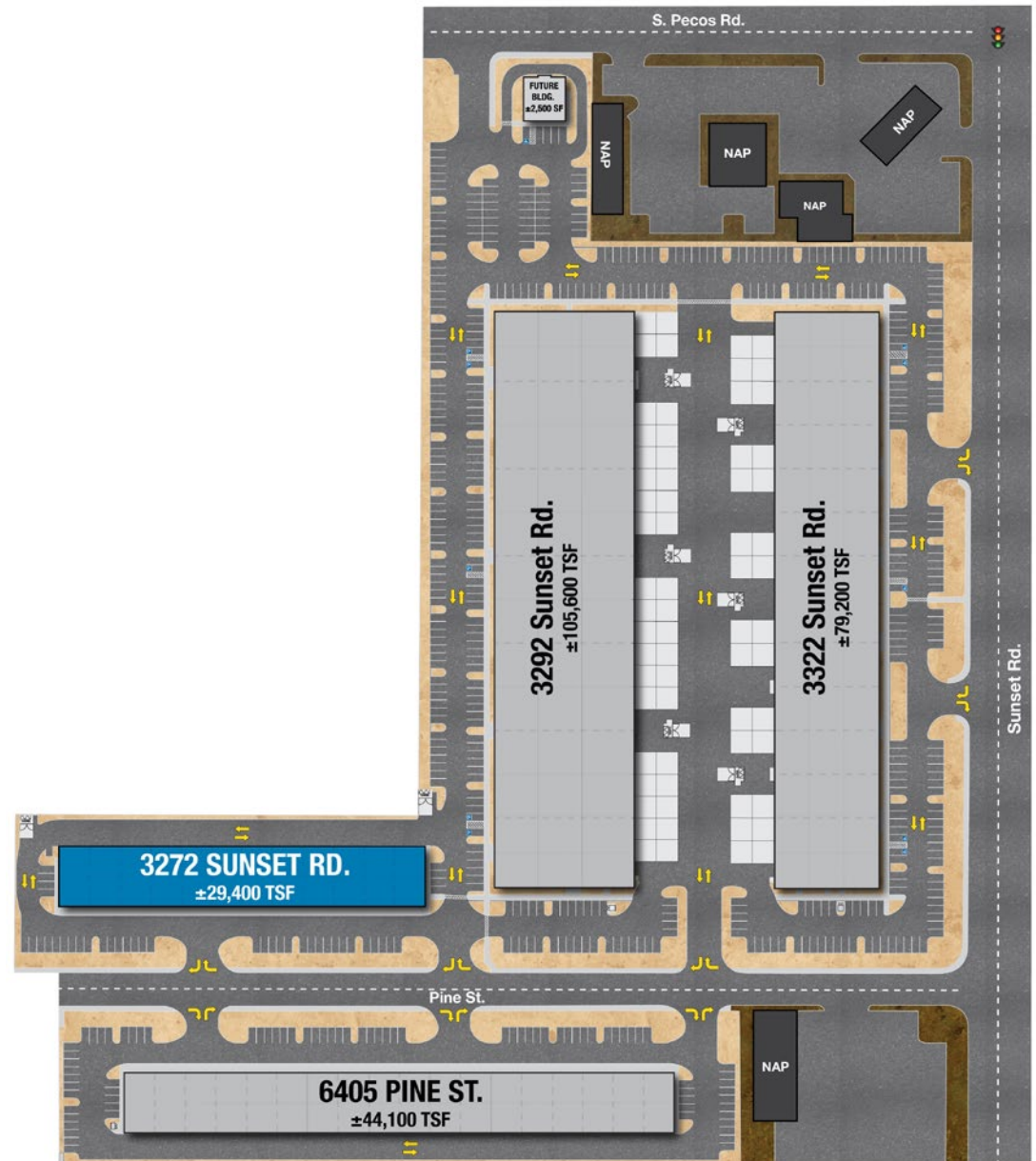
3272 E. Sunset Rd. & 6405 Pine St., Las Vegas, NV 89120

For Lease

### 3272 E. Sunset Road

- + **Total SF:** ±29,400 (divisible to ±2,485 SF)
- + **Suite Ranges** ±2,485 SF - ±4,970 SF
- + **Building Depth:** ±70'
- + **Clear Height:** ±20'
- + **Column Spacing:** ±35'x35'
- + **Sprinklers:** Wet
- + **Power:** 200 amps • 277/480 volt • 3-phase per unit
- + **Loading:** Rear loading
- + **Grade Level Doors:** One (1) ±12'x14' (for every suite)
- + **Parking:** 1.9:1,000 PSF

*Drawings and plans are not to scale. Any measurements are approximate and are for illustrative purposes only. There is no guarantee, warranty or representation as to the accuracy or completeness of any plans or designs.*

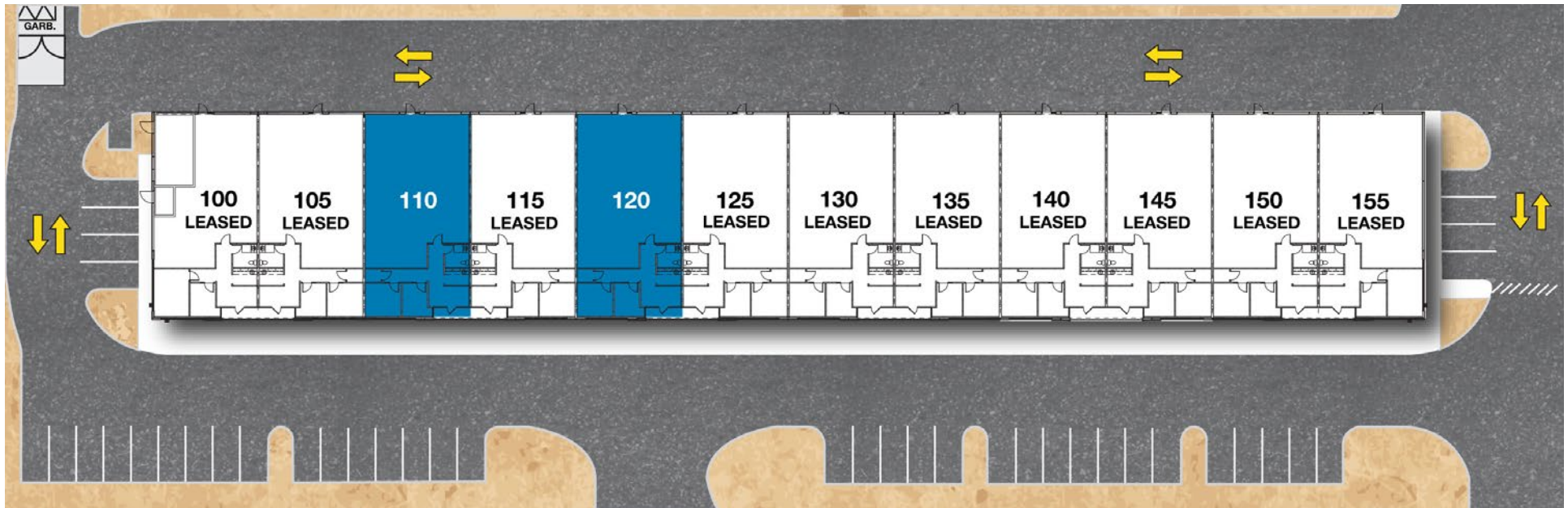


## 6405 Pine Street

- + **Total SF:** ±44,100 (divisible to ±2,008 SF)
- + **Suite Ranges:** ±2,008 SF - ±2,476 SF
- + **Building Depth:** ±70'
- + **Clear Height:** ±20'
- + **Column Spacing:** ±35'x35'
- + **Sprinklers:** Wet
- + **Power:** 200 amps • 277/480 volt • 3-phase per unit
- + **Loading:** Rear loading
- + **Grade Level Doors:** One (1) ±12'x14' (for every suite)
- + **Parking:** 1.7:1,000 PSF

*Drawings and plans are not to scale. Any measurements are approximate and are for illustrative purposes only. There is no guarantee, warranty or representation as to the accuracy or completeness of any plans or designs.*

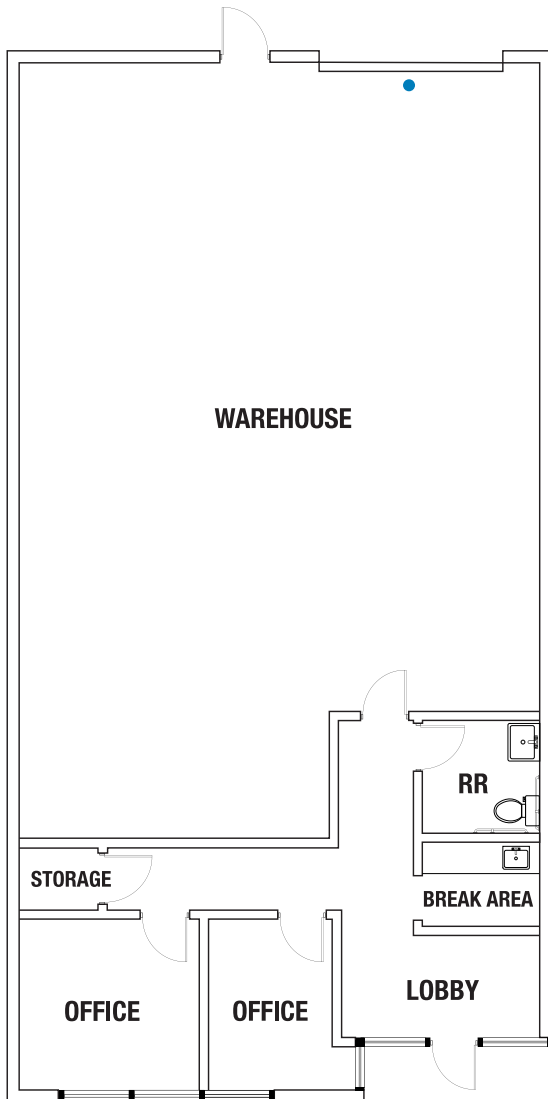




■ Available for Lease

### 3272 E. Sunset Road - Suite Details

Suite	Total SF	Office SF	Warehouse SF	Clear Height	Grade Doors	Lease Rate	CAM Charges	Monthly Rent	Availability
110	±2,485	±722	±1,763	±20'	One (1) ±12'x14'	\$1.45 PSF NNN	\$0.37 PSF	\$4,522.70	Immediately
120	±2,485	±722	±1,763	±20'	One (1) ±12'x14'	<b>\$1.29 PSF NNN</b>	\$0.37 PSF	\$4,125.10	Immediately



## Leasing Details



**\$1.45 PSF NNN**

Lease Rate



**\$0.37 PSF**

CAM Charges



**\$4,522.70**

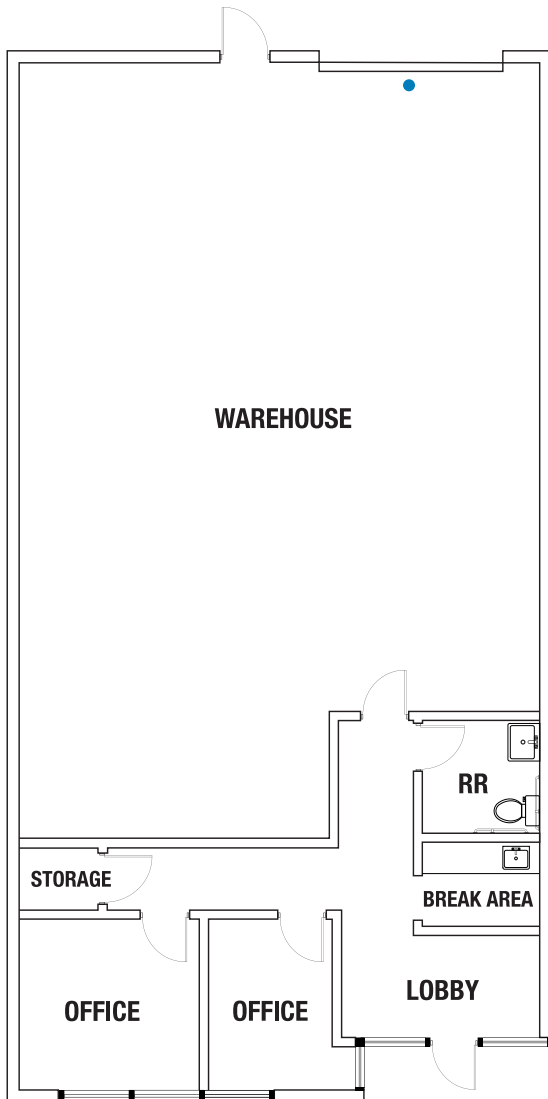
Total Monthly Rent

## Suite Details

- + **Address:** 3272 E. Sunset Road
- + **Building:** C
- + **Suite:** 110
- + **Total SF:** ±2,485
  - **Office SF:** ±722
  - **Warehouse SF:** ±1,763
- + **Grade Level Doors:** One (1) ±12'x14'
- + **Clear Height:** ±20'
- + **Power:** 200 amps • 277/480 volt • 3-phase
- + **Available:** Immediately

*Drawings and plans are not to scale. Any measurements are approximate and are for illustrative purposes only. There is no guarantee, warranty or representation as to the accuracy or completeness of any plans or designs.*

- Grade Level Door



**\* SPRING SPECIAL**

Leasing Details



**\$1.29 PSF NNN**

Lease Rate



**\$0.37 PSF**

CAM Charges



**\$4,125.10**

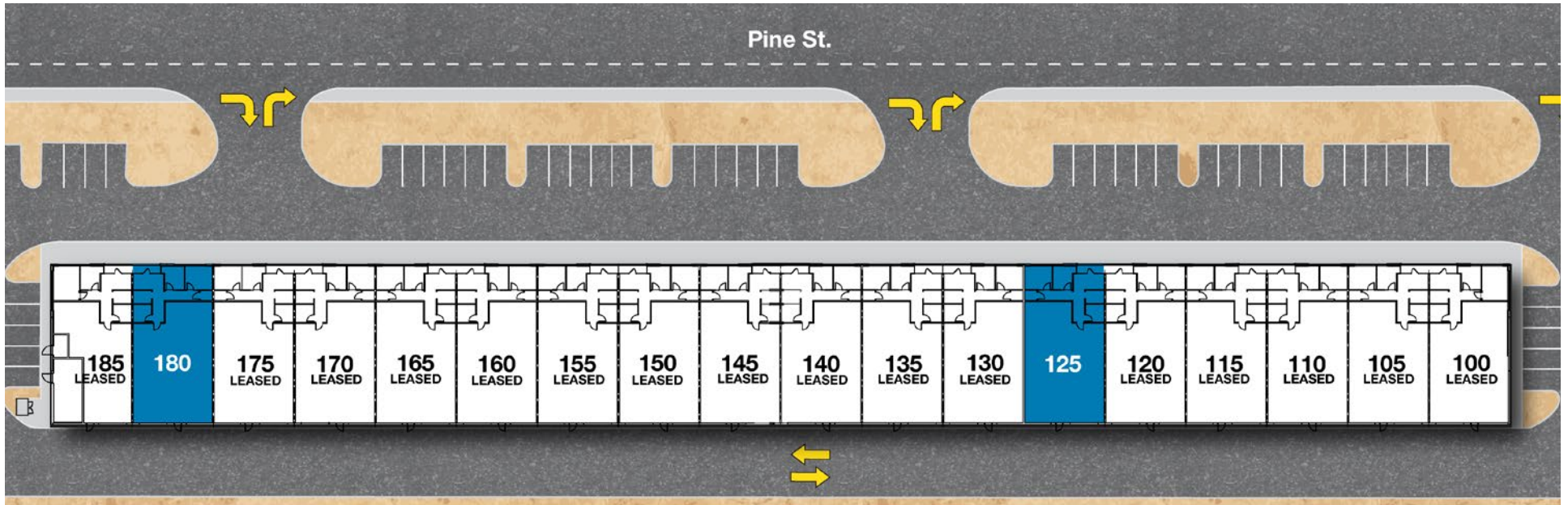
Total Monthly Rent

Suite Details

- + **Address:** 3272 E. Sunset Road
- + **Building:** C
- + **Suite:** 120
- + **Total SF:** ±2,485
  - **Office SF:** ±722
  - **Warehouse SF:** ±1,763
- + **Grade Level Doors:** One (1) ±12'x14'
- + **Clear Height:** ±20'
- + **Power:** 200 amps • 277/480 volt • 3-phase
- + **Available:** Immediately

*Drawings and plans are not to scale. Any measurements are approximate and are for illustrative purposes only. There is no guarantee, warranty or representation as to the accuracy or completeness of any plans or designs.*

- Grade Level Door

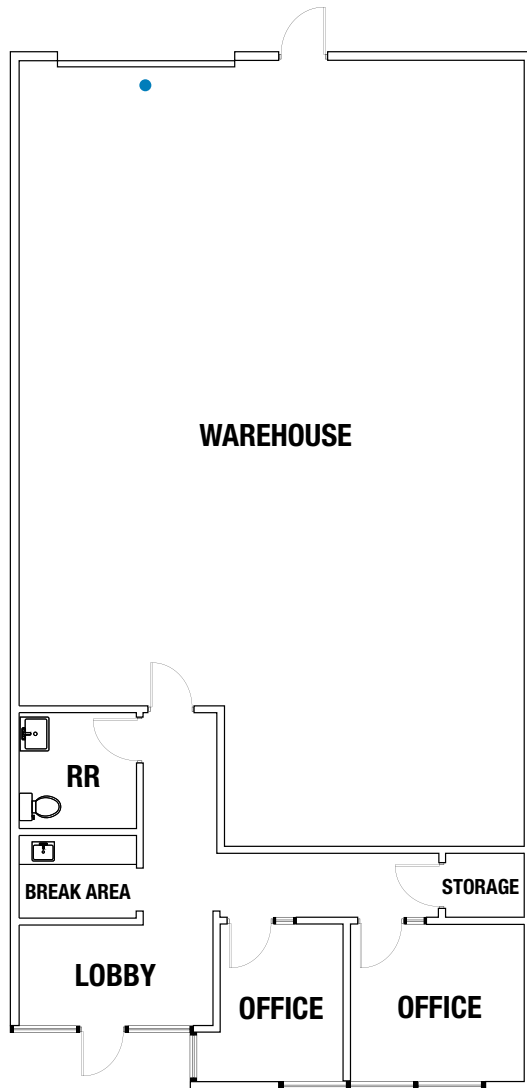


■ Available for Lease

### 6405 Pine Street - Suite Details

Suite	Total SF	Office SF	Warehouse SF	Clear Height	Grade Doors	Lease Rate	CAM Charges	Monthly Rent	Availability
125	±2,476	±701	±1,775	±20'	One (1) ±12'x14'	<b>\$1.29 PSF NNN</b>	\$0.37 PSF	\$4,110.16	Immediately
180	±2,476	±701	±1,775	±20'	One (1) ±12'x14'	<b>\$1.29 PSF NNN</b>	\$0.37 PSF	\$4,110.16	Immediately

**\* SPRING SPECIAL**



Leasing Details



**\$1.29 PSF NNN**

Lease Rate



**\$0.37 PSF**

CAM Charges



**\$4,110.16**

Total Monthly Rent

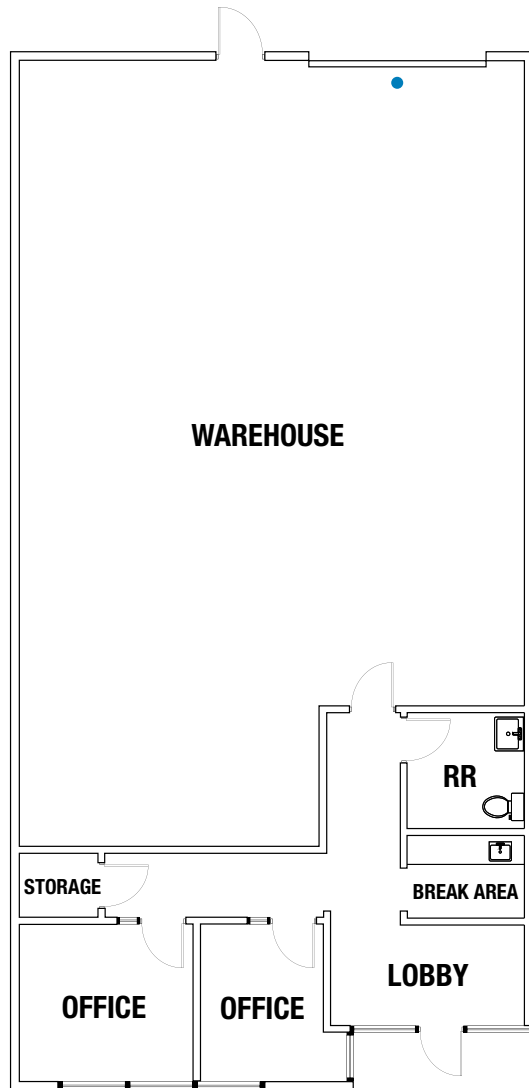
Suite Details

- + **Address:** 6405 Pine Street
- + **Building:** D
- + **Suite:** 125
- + **Total SF:** ±2,476
  - **Office SF:** ±701
  - **Warehouse SF:** ±1,775
- + **Grade Level Doors:** One (1) ±12'x14'
- + **Clear Height:** ±20'
- + **Power:** 200 amps • 277/480 volt • 3-phase
- + **Available:** Immediately

*Drawings and plans are not to scale. Any measurements are approximate and are for illustrative purposes only. There is no guarantee, warranty or representation as to the accuracy or completeness of any plans or designs.*

- Grade Level Door

**\* SPRING SPECIAL**



Leasing Details



**\$1.29 PSF NNN**

Lease Rate



**\$0.37 PSF**

CAM Charges



**\$4,110.16**

Total Monthly Rent

Suite Details

- + **Address:** 6405 Pine Street
- + **Building:** D
- + **Suite:** 180
- + **Total SF:** ±2,476
  - **Office SF:** ±701
  - **Warehouse SF:** ±1,775
- + **Grade Level Doors:** One (1) ±12'x14'
- + **Clear Height:** ±20'
- + **Power:** 200 amps • 277/480 volt • 3-phase
- + **Available:** Immediately

*Drawings and plans are not to scale. Any measurements are approximate and are for illustrative purposes only. There is no guarantee, warranty or representation as to the accuracy or completeness of any plans or designs.*

- Grade Level Door

# Transit from Las Vegas

Destination	Est. Travel Time	Distance (Mi)
Los Angeles, CA	3 hrs, 55 min	265
Phoenix, AZ	4 hrs, 40 min	300
San Diego, CA	4 hrs, 45 min	327
Salt Lake City, UT	5 hrs, 50 min	424
Reno, NV	6 hrs, 55 min	452
San Francisco, CA	8 hrs, 15 min	565
Boise, ID	9 hrs, 30 min	634
Santa Fe, NM	9 hrs, 10 min	634
Denver, CO	10 hrs, 45 min	752
Cheyenne, WY	11 hrs, 50 min	837
Helena, MT	12 hrs, 55 min	907
Portland, OR	15 hrs, 45 min	982
Seattle, WA	16 hrs, 50 min	1,129



## Shipping and Mailing Services



Freight Service Center  
3 Mi

Freight Center  
3 Mi

Customer Service Center  
5 Mi

Distribution Center  
10 Mi

Ship Center  
8 Mi

Cargo Center  
3 Mi

UPS Air Cargo  
18 Mi

Air Cargo  
20 Mi

--



Service you deserve. People you trust.

5960 South Jones Boulevard  
Las Vegas, Nevada 89118

T 702.388.1800 | F 702.388.1010  
www.mdlgroup.com

# Schnitzer Industrial Properties: Henderson & Airport Portfolio

## Schnitzer Sites

1. Green Valley Business Park
2. Henderson Commerce Center Warm Springs
3. Henderson Commerce Center Commercial Way
4. Henderson Commerce Center Eastgate
5. Valley Freeway Commerce Center
6. Traverse Point Commerce Center
7. 150 N. Gibson Road
8. Paradise Airport Center
9. Eastern Commerce Center
10. Patrick Commerce Center
11. Patrick Airport Center
12. Patrick Airport Business Center
13. Sunset Airport Center 1
14. Sunset Airport Center 2

## Major Retail Corridors

1. St. Rose Pkwy. & Eastern Ave.
2. Sunset Rd. & Green Valley Pkwy.
3. Galleria Mall Area
4. The District at Green Valley Ranch
5. Boulder Hwy. & Lake Mead Dr.
6. Montelago Village at Lake Las Vegas

