

RETAIL **FOR** LEASE

ADDRESS

126-138 E Vance Street, Zebulon NC 27597



UP TO
2,100 SQFT



Dedicated
Parking



Local
Amenities



Downtown
Location

Leasing
Agents

Gardenia Buendia

(919) 645.2782

gardeniabuendia@yorkproperties.com

James Troxler

(919) 645.2771

jamestroxler@yorkproperties.com

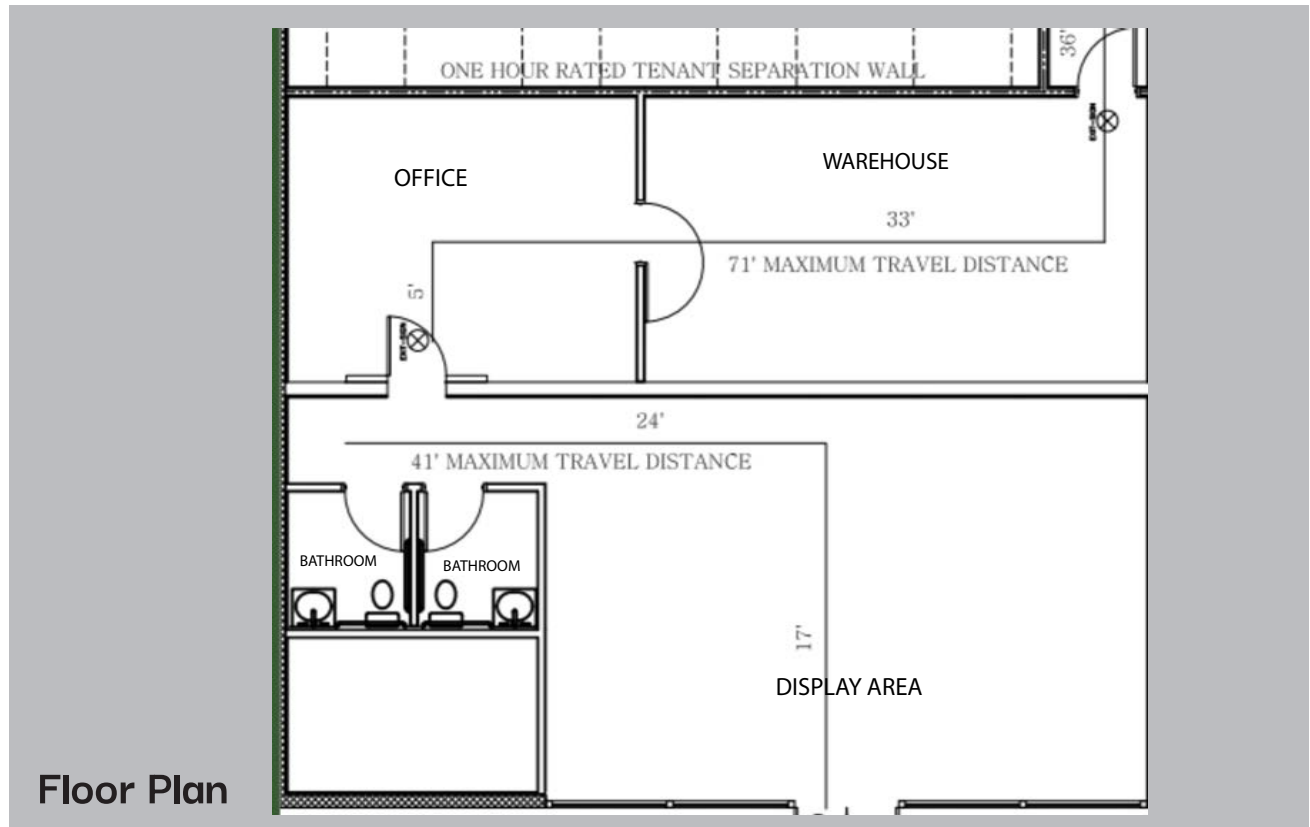


Lease Rate

\$20.00 PSF

Suite 126 ■ 1,800 SF | \$20.00 PSF/MG Net Utilities

Located in Downtown Zebulon, this suite offers a versatile layout suitable for a small business, combining storage, operations, and storefront/showroom use.



Inside View



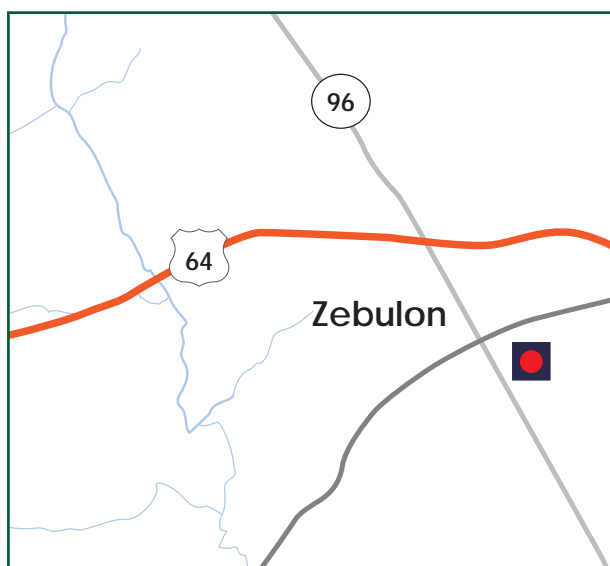
Inside View




Suite 138 ■ 2,100 SF | \$20.00 PSF/MG Net Utilities

Located in Downtown Zebulon, this suite offers an open layout suitable for creative businesses

Location



Inside View



Area Amenities

Downtown Zebulon offers a walkable, small-town charm with growing retail, dining, and community-focused public spaces. It blends historic character with ongoing revitalization, making it an emerging hub for local businesses and events.



Photos



Town of Zebulon

Zebulon is a rapidly growing town in eastern Wake County that maintains a warm, small-town feel. Its historic downtown is experiencing revitalization, adding new shops, dining, and community gathering spaces. The town was previously home to the Carolina Mudcats and benefits from strong regional connectivity via major high-ways. With steady residential and commercial growth, Zebulon is becoming an increasingly attractive place to live, work, and invest.

Demographics

December 2025

[126-138 E Vance Street] [Zebulon, NC]		1 mi radius	3 mi radius	5 mi radius
POPULATION	2025 Estimated Population	3,118	17,416	35,104
	2030 Projected Population	3,484	20,913	42,176
	2020 Census Population	2,978	12,359	26,142
	2010 Census Population	2,604	9,655	21,373
	Projected Annual Growth 2025 to 2030	2.3%	4.0%	4.0%
	Historical Annual Growth 2010 to 2025	1.3%	5.4%	4.3%
HOUSEHOLDS	2025 Median Age	37.9	38.0	37.7
	2025 Estimated Households	1,208	6,501	13,199
	2030 Projected Households	1,382	7,977	16,203
	2020 Census Households	1,051	4,450	9,557
	2010 Census Households	940	3,535	7,884
	Projected Annual Growth 2025 to 2030	2.9%	4.5%	4.6%
EDUCATION	Historical Annual Growth 2010 to 2025	1.9%	5.6%	4.5%
	2025 Estimated Elementary (Grade Level 0 to 8)	4.8%	3.3%	3.6%
	2025 Estimated Some High School (Grade Level 9 to 11)	14.0%	7.8%	7.1%
	2025 Estimated High School Graduate	30.4%	27.2%	27.0%
	2025 Estimated Some College	17.3%	19.7%	20.4%
	2025 Estimated Associates Degree Only	7.1%	9.4%	10.0%
INCOME	2025 Estimated Bachelors Degree Only	19.1%	21.2%	20.6%
	2025 Estimated Graduate Degree	7.3%	11.4%	11.2%
	2025 Estimated Average Household Income	\$85,933	\$107,133	\$105,523
BUSINESS	2025 Estimated Median Household Income	\$75,400	\$92,788	\$91,013
	2025 Estimated Per Capita Income	\$33,353	\$40,072	\$39,735
	2025 Estimated Total Businesses	255	512	996
	2025 Estimated Total Employees	2,401	4,034	7,180
	2025 Estimated Employee Population per Business	9.4	7.9	7.2
	2025 Estimated Residential Population per Business	12.2	34.0	35.2